VIEW
IoT smart life

VIMAR

VIEW and By-me Plus.

Home automation becomes smart.

VIEW IoT Smart Systems

Vimar Energy on Web,
dedicated to even smarter spaces.

What is VIEW? Vimar point of view on the digital world and the Internet of Things, which leads to the origin of smart and connected solutions.
A platform thought to be the smart answer to the most specific needs of the modern living, which includes systems and products connected for new buildings, renovation or upgrade of existing systems. For new constructions starts the integrated platform VIEW IoT Smart Systems where Video door entry systems, CCTV, Automation, Burglar Alarm system and the new By-me Plus blend in a unique user experience in the name of simplicity. Simplicity both for the final users and the professional who from now on can install and manage integrated systems even remotely, thanks to the new architecture based on Cloud Vimar and innovative local services EDGE.

An ecosystem of smart products and interconnected systems.

VIEW answers concretely to different needs of people who design, realize and live the living spaces and ensures that a house in order to be welcoming should be smart too. It offers a set of solutions for comfort, energy efficiency and security, with aesthetically coordinated and personalized products to answer to every architectural taste.

A range of wiring systems intended to new buildings, perfectly interoperable among them thanks to the VIEW IoT Smart Systems platform, flanked by a series of wireless products intended to systems' upgrade or simple renovations.

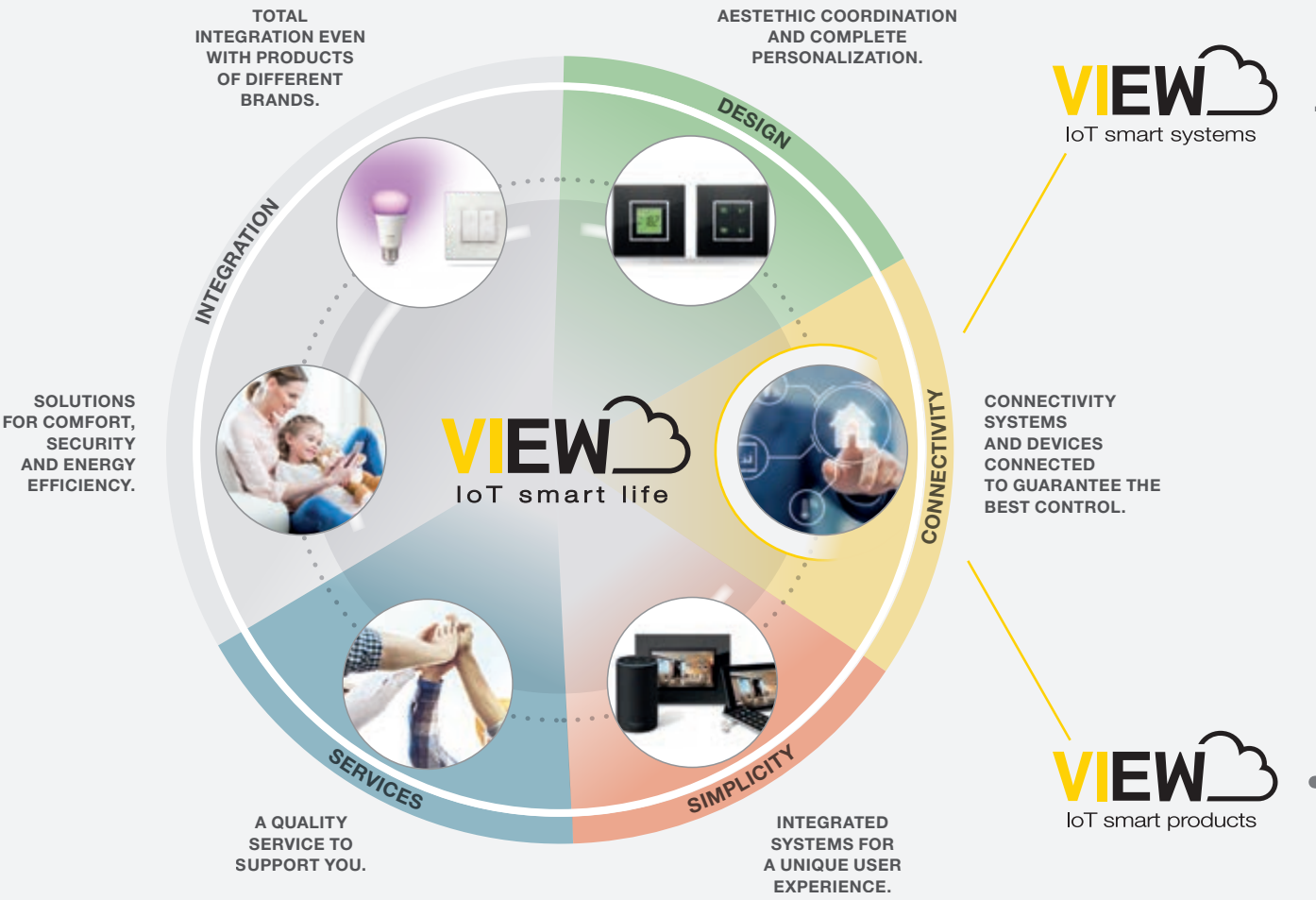

VIMAR

by-me
smart automation

ELVOX
DOOR ENTRY

ELVOX CCTV

WELL-CONTACT PLUS
BUILDING AUTOMATION

KNX

BY-ALARM
BURGLAR ALARM SYSTEM

ELVOX GATES

WI-FI AND GSM THERMOSTATS
AND TIMER-THERMOSTATS

WI-FI CAMERA

ZIGBEE / BLUETOOTH /
ENOCEAN



BLUETOOTH
SOUND SYSTEM

VIEW IoT Smart Systems.
Simplicity and connectivity, integration and design.

VIEW IoT Smart Systems is the new integrated platform composed by smart and intercommunicated systems. It has been thought to improve the everyday living, reduce consumption and carry out complex operations with the minimal user intervention. An integrated, current and easy-to-use approach that unifies connected and aesthetically appealing solutions for new buildings or important renovation.

VIEW
IoT smart systems

WORKS WITH alexa

works with the Google Assistant

Simplicity and Connectivity.
To manage everything wherever you are.

Thanks to IP technology from now on it is possible to control spaces from one single point and in the easiest way possible: touchscreens, smartphones and tablets guarantee an integrated and unique user experience. Solutions developed for an intuitive and immediate management of all function set, from the easy one like lights control and heating to the more complex ones like scenarios.

APP VIEW.
SIMPLY CONNECTED TO YOUR OWN WORLD.

Through VIEW App and Vimar Cloud, your customers are connected to their spaces from everywhere and they are up-to-date on what is happening inside and outside the building. The App integrates a powerful notification engine, it is completely customizable (graphic backgrounds, homepage with favorites, scenario creation and more) and it supports all functions in the system.

INTERFACES.
CLEAR, INTUITIVE.

Multiple functions of this integrated system can be controlled from many digital interfaces: from programmable electronic controls to surface mounting touch, from smartphones, tablets and PCs to easy smart speakers. Everything for a complete and immersive user experience.

Integration.
The heart of the smart home.

VIEW IoT Smart Systems offers the best to your customers concerning security, energy efficiency, comfort and control, integrating natively all Vimar professional wiring systems. Using IP technology and Cloud even interoperability and the opening to professional systems and smart products of third parties is guaranteed.

IDEAL ATMOSPHERE, IN A COMPLETE COMFORT.

It is possible to check colourful lights regulating lights intensity, play the hit of the moment in a specific room, set up the opening of curtains to your favourite position, create timetables for the climate with few gestures and start irrigation. Coordinating everything through scenario.

MORE ENERGY EFFICIENCY: SAVE UP TO 50%.

It is possible to check consumption and the photovoltaic production and conduct automatically the energy in surplus towards the air conditioner or the heat pump, to cool down or warm up the spaces costless. In case of exceeding the contractual threshold, it is possible to disconnect automatically some loads to avoid an annoying blackout due to an overload.

SECURITY FIRST.

Turn on and off the alarm verifying in every moment the situation of zones and detectors; check spaces through cameras thanks to alarms video verification; use alarm detectors to turn the lights on based on someone's presence; answer to the video door entry unit when you are not at home or open the gate with a remote control. Many actions at the service of security.

INTEROPERABILITY WITH THIRD PARTIES PRODUCTS.

Vimar systems interoperability, through the adoption of international standard, IP connectivity and Cloud services guarantees always the best concerning synergy and partnership with principal brands operating in markets similar to the electric plant engineering one. To offer a complete service characterized by integration.

INTEGRATION PARTNERS

KNX · enocean alliance Member · DALI 2 · MITSUBISHI ELECTRIC LIVING ENVIRONMENTAL SYSTEMS · Friends of hue · IP · Cloud · works with the Google Assistant · WORKS WITH alexa

Design.
Aesthetic coordination and personalization.

The system offers control devices with a modern appeal that coordinate themselves with every kind of living contexts and with Vimar wiring devices chosen by your customers. Perfectly balanced solutions between continuity and care for detail which integrate perfectly aesthetic and technology. This integration guarantees the maximal personalization of shapes, materials and finishes of the material world and functions, colours and pictures from the digital world.

IT IS AVAILABLE IN THE FOLLOWING VERSIONS 4.3" • 7" • 10"

ICONIC AWARDS 2018
INNOVATIVE ARCHITECTURE
winner

SUPERVISOR TOUCH SCREEN:
INNOVATIVE ON CONTROL
AND SUCCESSFUL ON DESIGN.

A prestigious recognition for a device and a user interface which rely on intelligence offering a unique and personalized design to adapt to every architectural context and user need.

HOME AUTOMATION CONTROLS WITH EIKON EVO



HOME AUTOMATION CONTROLS WITH EIKON EXE'

HOME AUTOMATION CONTROLS ARKÉ METAL

HOME AUTOMATION CONTROLS PLANA

reddot award 2019
winner

EIKON, ARKÉ, PLANA
THE COORDINATION THAT SATISFY EVERY STYLE.

Even smart solutions, like the other Vimar references, offer a complete coordination thanks to the support of three wiring series with countless versions of colours and materials. Like Eikon, which is available even in the Eikon Exé version, with an essential and refined design. Arké and its warm shade, with its new Metal soul, and then Plana. Three styles that can be combined with any device, creating a perfect symbiosis between technology and research.

The VIEW IoT Smart Systems innovation **leads to By-me Plus: home automation becomes smart.**

By-me Plus is a system of connected automation based on paired Bus line and distributed logics, dedicated to the **complete control of lighting, temperature, sound system, curtains and roller shutter automation, irrigation, energy management and multizone thermoregulation**. For the maximal comfort and the maximal energy efficiency for the building.

by-me
smart automation

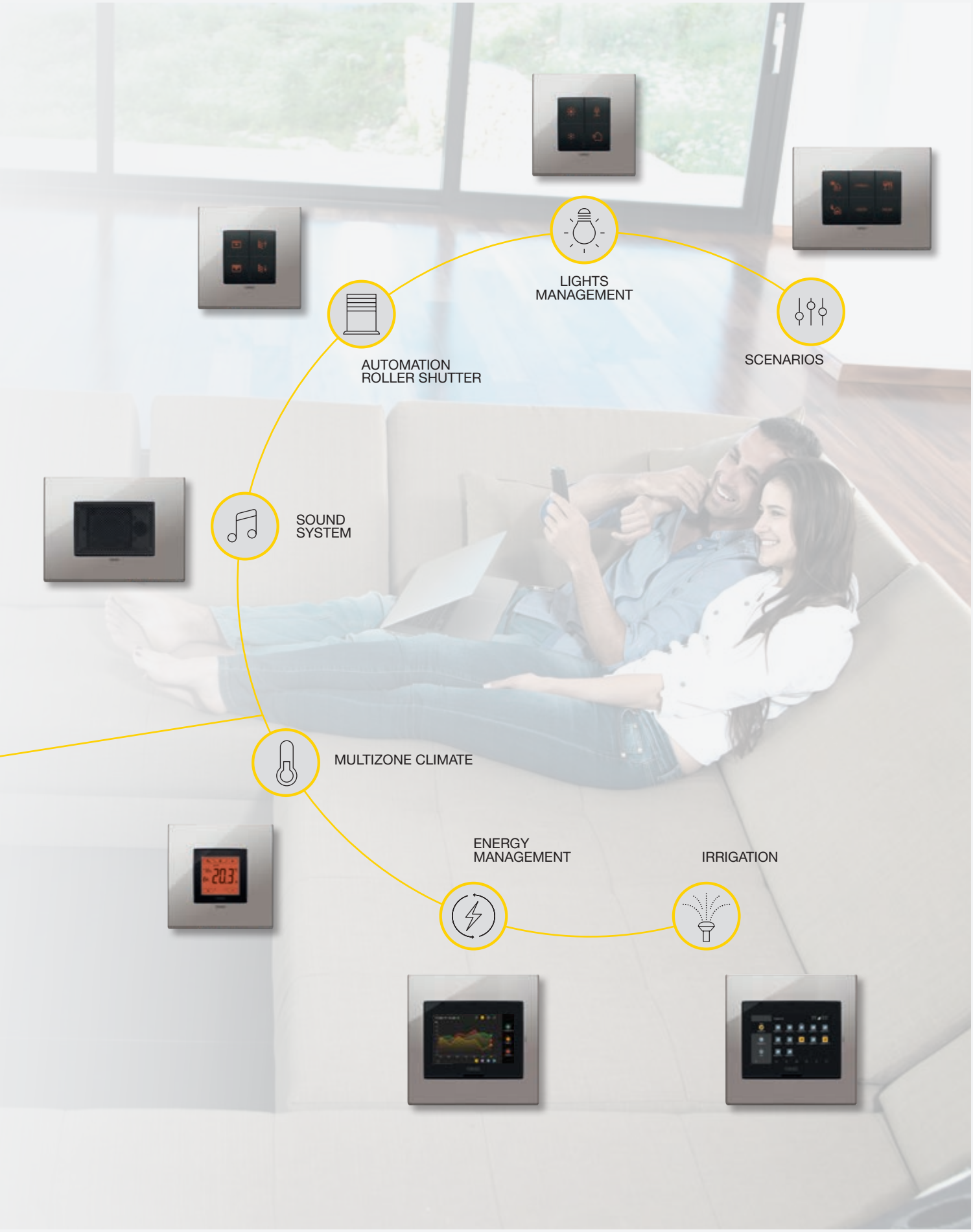
LIGHTS
MANAGEMENT
AUTOMATION
ROLLER SHUTTER
SCENARIOS
SOUND
SYSTEM
MULTIZONE CLIMATE
ENERGY
MANAGEMENT
IRRIGATION

By-me Plus.
Easier to install, easier to use.

Thanks to **By-me Plus**, evolution of the By-me home automation, the connected device becomes easier to install and maintain **even remotely thanks to Cloud Vimar service.**

For professionals

VIEW PRO APP, WE EASE YOUR WORK.

Thanks to VIEW Pro App you can organize your system both locally and remotely through a tablet or a PC. The Cloud service guarantees the maintenance of the equipment/devices without reaching the installation physically, guaranteeing a service to your customers with the maximal security and respect for privacy.

SMART, FROM THE NSTALLATION TO THE MAINTENANCE.

The By-me Plus is configured and personalized in all functions and parameters in few and easy steps. It is delivered at the end to final users for the supervision and the daily use.

For end users

MORE COMFORT,
FOR ALL YOUR CUSTOMERS.

Routine and scenarios, centralized control for lighting and roller shutter, multiroom sound system; everything available from different digital interfaces of the system developed to guarantee the best ergonomics and user simplicity.

MORE EFFICIENCY
IN THE ENERGY USE.

Smart functions of the system guarantee the use of renewable energy to cool down or warm up the house not affecting on consumes and reducing bills until 50%.

Catalogue index

Platform general features from page 18

By-me Plus general features from page 26

Catalogue section from page 46

Customisation from page 64

VIEW IoT Smart Systems.

Integrated platform for the **comfort**, **energy efficiency** and **security** of buildings: a scalable solution that is easy to install thanks to the consolidated Bus technologies on 2 or 4 wires and simple to configure and maintain thanks to the IP connectivity and support of the **Cloud Vimar** services. Finally, the **EDGE technology** guarantees the commissioning and use of the system, even without Internet connectivity, as well as the possibility to disable the connectivity of the system to Cloud for the best privacy protection.

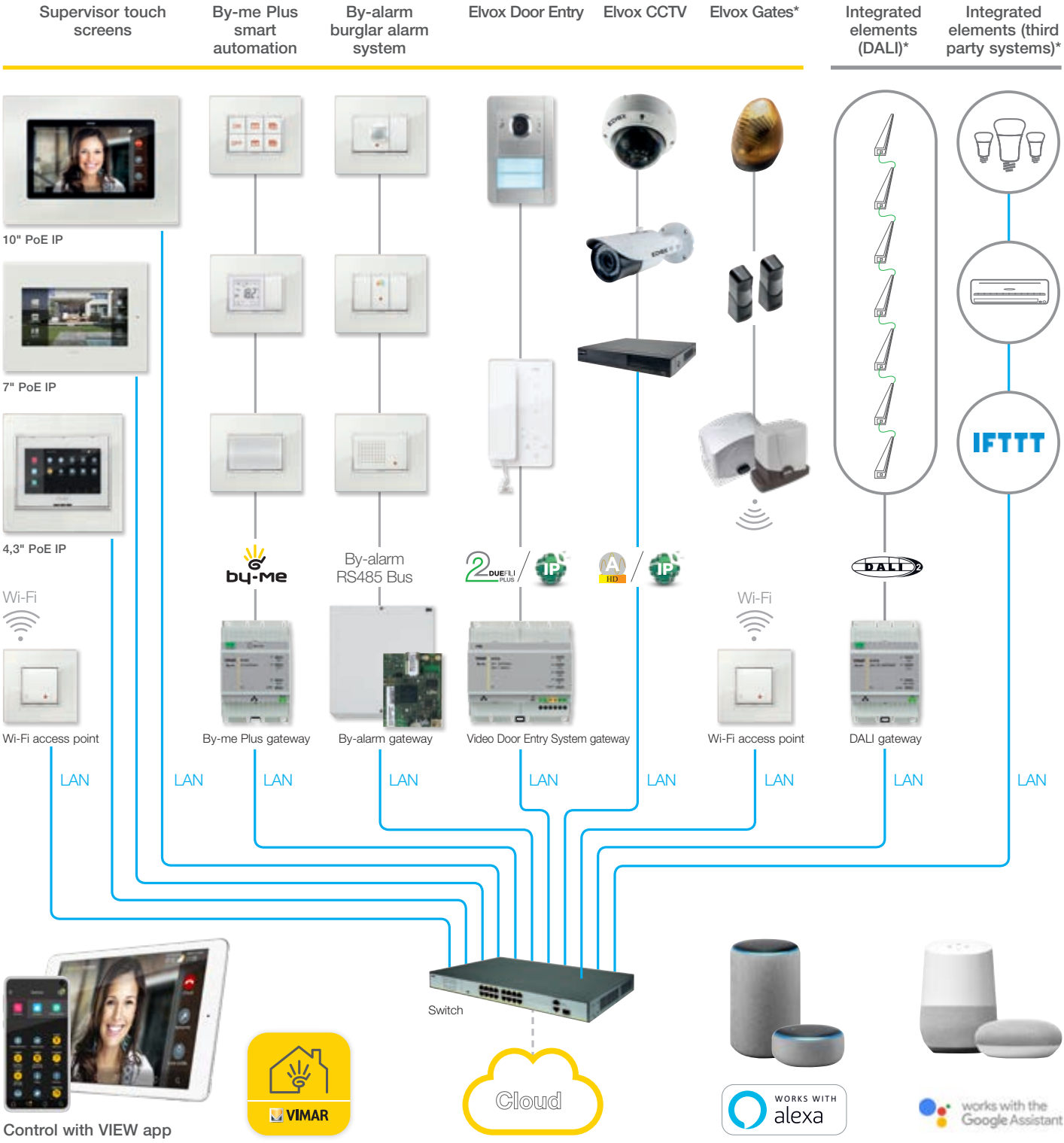

It is advised to use Elvox high perfoming switch in order to guarantee more reliability of the platform based on IP. It is not advised to use the ports of the user-router because they are not sure for data flow.

*For info of integration with Elvox, DALI, IFTTT and third party systems, please contact the commercial network.

Integrated infrastructure.

The IP gateways enable the functional integration of the various systems in the infrastructure and expose the resources ("objects") to the supervisor touch screens to control all the applications using the **VIEW** app for end user.
The **VIEW Pro** app is destined for use by the installer for the configuration and maintenance of the gateways, the listing of the IP touch screens and the synchronisation of the digital certificates to ensure the digital security of the system. The **VIEW Pro** app also enables the user to perform the simplified configuration of the entire By-me Plus system via PC and tablet. The By-alarm and DueFili Plus Elvox Video Door Entry systems are configured by the By-alarm manager and SaveProg software.

Vimar Cloud.

The Vimar Cloud enables the installer and the user to access the integrated system securely and with full respect for privacy. In this way, the installer can manage its installed systems by providing its customers with a practical after sales service , remotely supplying firmware updates, maintenance and diagnostics of the IP devices.
The end user can supervise the system (without having to configure their own router), receiving notifications on their smartphone thanks to the services of the main operating systems. The cloud also allows the system to be integrated with the main devices present on the market to control it using smart speakers.

The 4.3" and 7" IP touch screens have won the prestigious **Iconic Award** for their elegant design and their interface, developed to offer a user experience capable of meeting the highest standards. A true "doorway" to the world of Vimar services.

Supervision touch screens

The 4.3", 7" and 10" IP PoE video touch screens intrinsically integrate the **VIEW** app, ensuring a unique universal user experience for all supervisors, including tablets and smartphones. These are self-configuring once the various IP gateways present in the system have been configured. They are all fitted with a double MEMS microphone and bass-reflex acoustic diffusers for an advanced sound quality provided by the **noise suppression and beamforming** technology.

With the VIEW Pro app, configuration is even simpler.

The **VIEW Pro** app, as well as allowing the user to configure the VIEW IoT Smart Systems integrated system, also guarantees the simplified programming of the entire **By-me Plus** subsystem thanks to simple guided steps and a user-friendly interface.
Using the IP gateway of **By-me Plus** it is possible to list the Bus devices by pressing the settings keys once, outline the topology of the building and create applications with simple "taps". Everything will then be made available to the user automatically, thanks to the synchronisation of the IP devices present in the system.

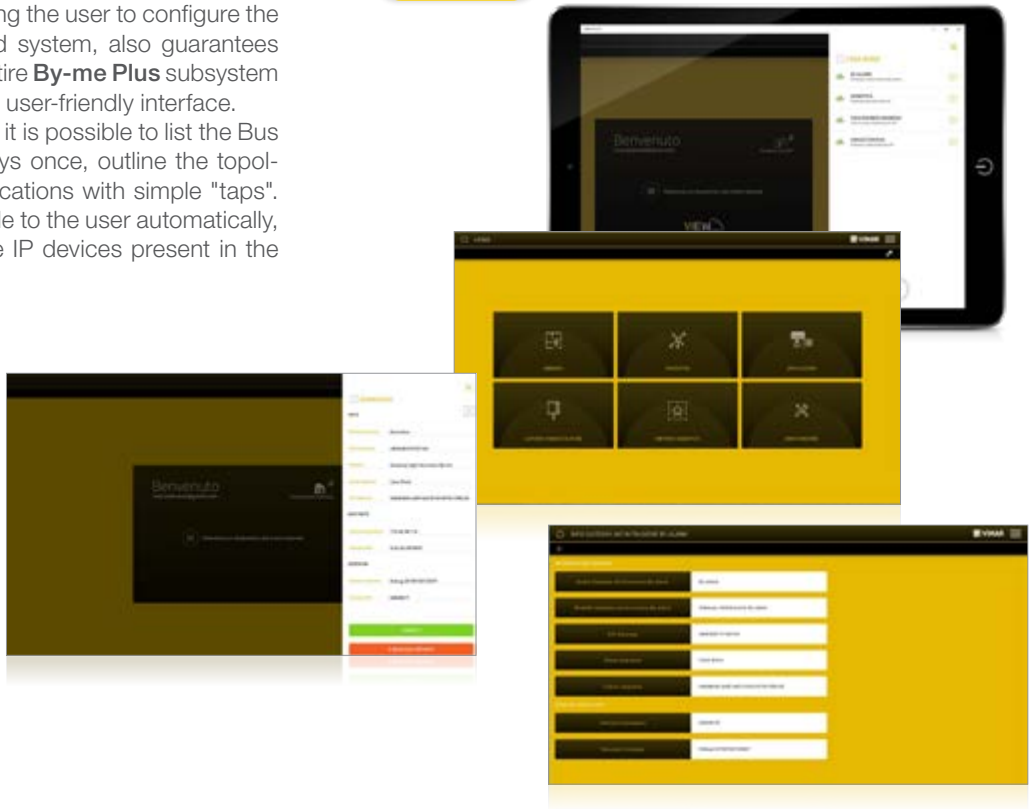

Maintenance and diagnostics.

System maintenance and diagnostics can be performed both locally and remotely. Remote access means that the system can be operated on even when the technician is not physically on site. An Internet connection for the gateways and the consent of the end user (gateway administrator) are required upon the activation of the remote assistance session, granted through the user app **VIEW**; the installer can then connect to the gateways remotely and verify any anomalies.

The **Cloud** provides the software updates to the gateways and for each individual one, it notifies the availability of new updates.

Commissioning procedure.

The commissioning of the integrated VIEW IoT Smart Systems system follows a sequential flow: once all the devices have been wired and all the systems have been connected to the power supply (if the By-alarm burglar alarm and Elvox systems are present, they must be pre-configured using the relative tools according to specific procedures), the installer creates (should it not already have been done) an account on the **Vimar Cloud** using the **VIEW Pro** app (the only operation for which internet connectivity is essential); at this point he generates a new system and, once connected to the LAN/WAN network, he lists all the gateways that the system detects automatically.
The installer therefore accesses the individual IP gateways and configures the By-me Plus home automation system and the rules governing the integration of the various subsystems. Finally, the installer synchronises the system, aligning the security certificates of all the IP products and delivers the system to the future owner (administrator).

VIEW Pro App (for installer): "Device selection" screen

Commissioning steps

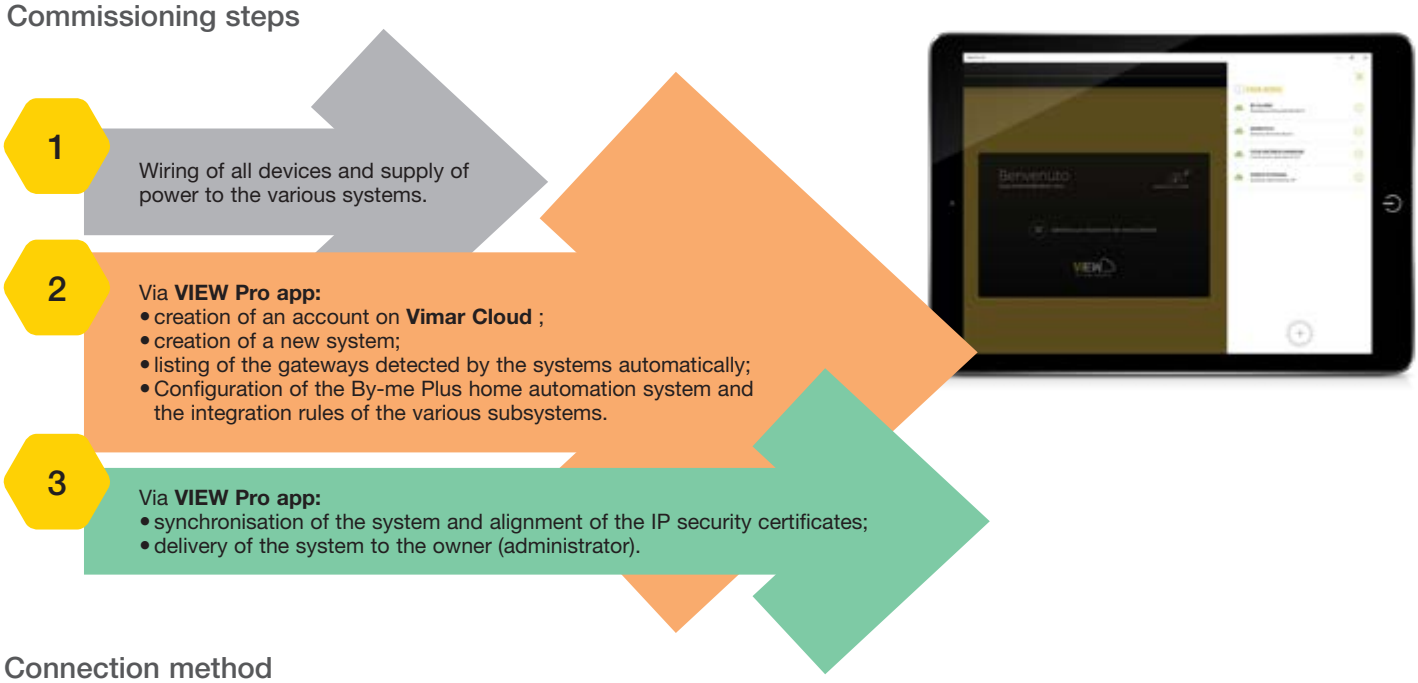

Connection method

WAN. By exploiting the Wi-Fi connectivity, the commissioning procedure is simplified thanks to its mobility. The same infrastructure therefore also becomes functional to the end user for browsing online and controlling the system.

LAN. The connection via the Ethernet cable is convenient in case of maintenance on site or commissioning of the system without By-me Plus (which requires the listing of each individual Bus device).

Total integration with third party systems.

The system, which is based on IP technology and on the Cloud services, is open to integration with third party smart systems and products. It intrinsically supports smart speakers and includes integration with the Philips HUE system of Signify, but it is destined to continuously progress and evolve.
Additionally, **By-me Plus** is always open to the KNX systems, sharing their same field Bus, guaranteeing the functional integration with the temperature control systems **such as Mitsubishi and others** (for the updated list of supported systems and products, contact the Vimar sales network).

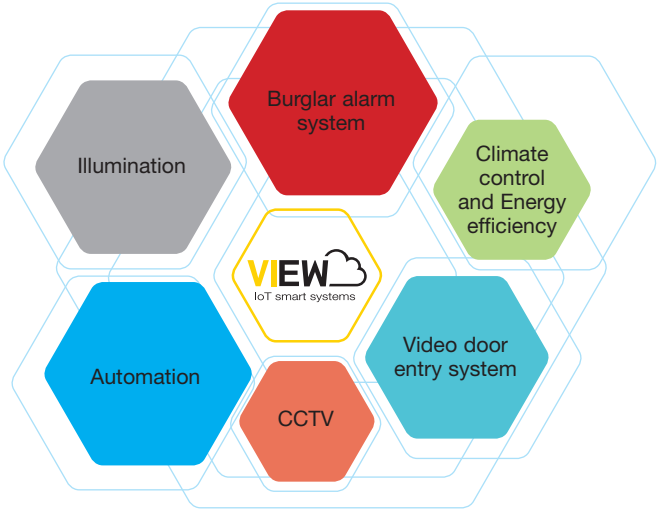

VIEW IoT Smart Systems

Integration cloud-to-cloud (e.g. with smart speakers).

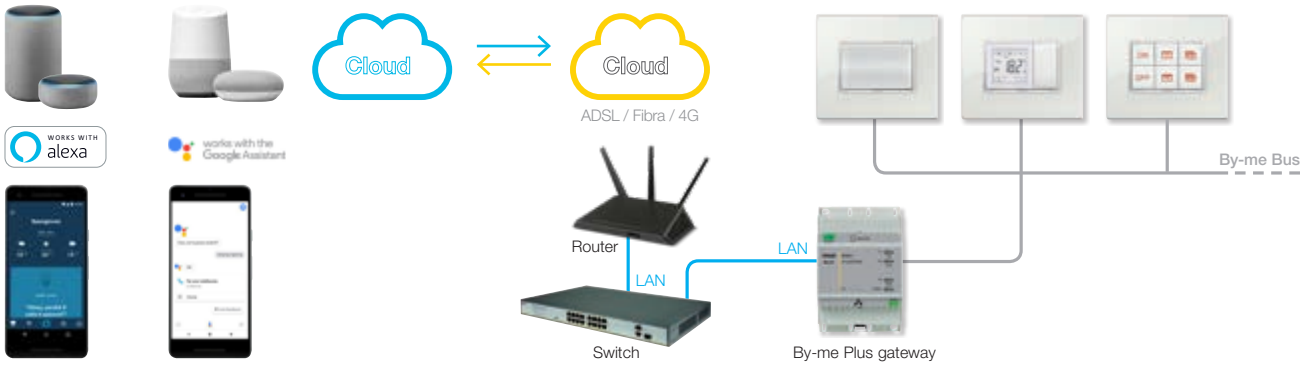

Integration via LAN (e.g. with Philips HUE).

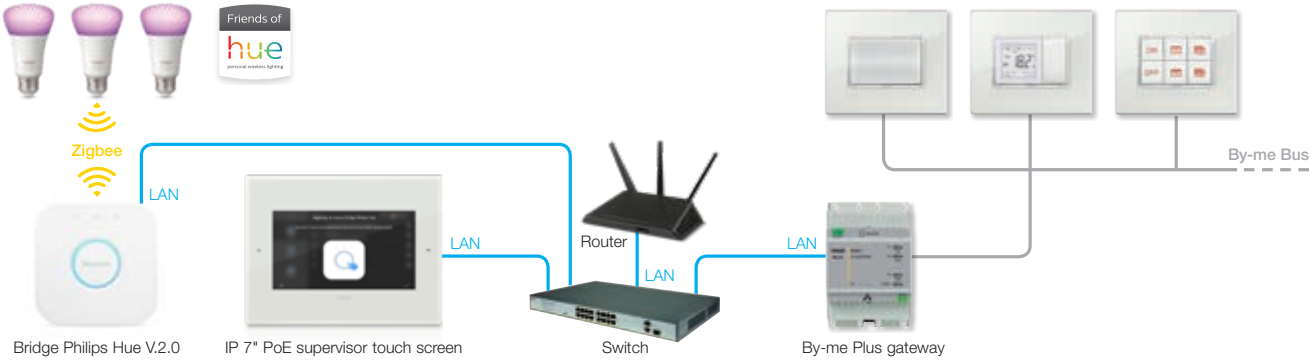

Integration via KNX (e.g. with Mitsubishi temperaure control).

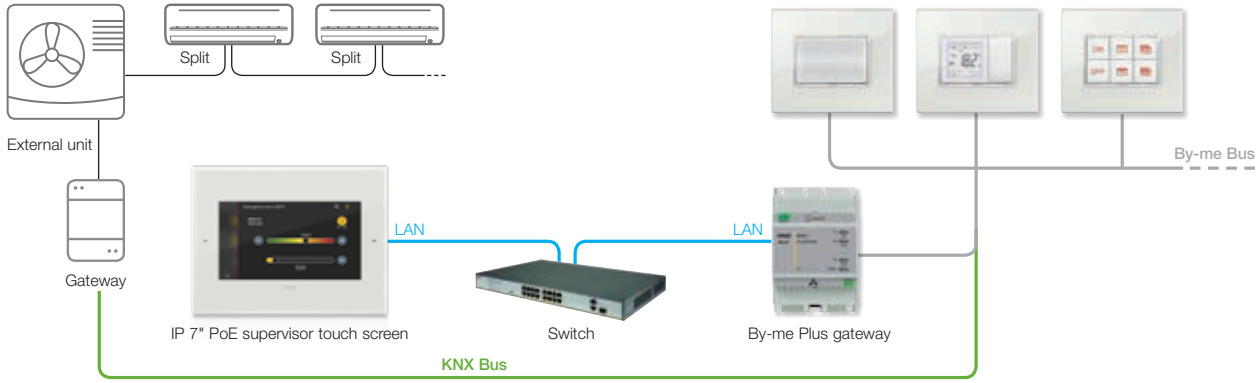

Management of the integrated system with the VIEW app for the end user.

Once the system has been completely configured and synchronised (functional alignment of the security certificates between all the gateways and the IP touch screens), through the **VIEW Pro** app,the installer delivers the system to the end user (administrator) who logs in from the **VIEW** app and can begin managing it autonomously and with full respect for its privacy and enabling the installer to make maintenance from remote.

VIEWApp
(for end user):
"Manage" screen

1. System ready to use. The user/administrator must create an account using the **VIEW** app and choose the type of profile: **Administrator** or **Basic User**.

2. Login. Based on the assigned profile, the user gains access to different functions: the Administrator can fully use and supervise the system with all the available functions, while the basic User only has access to the main functions.

3. The VIEW app enables user to control and manage:
   - **Lights and roller shutters**
   - **Climate control**
   - **Load control**
   - **Speaker system**
   - **Watering systems**
   - **burglar alarm system**
   - **Video door entry systems and CCTV.**
   - **Creation of scenarios**

VIEWApp
(or end user):
"Manage" menu
screen

VIEWApp
(for end user):
"Browse" screen
example

View App for the end user.

Simplicity is also the advantage that characterises the app the end user will use to then manage their system. Vimar has designed a user-friendly, easily customisable interface with clear icons. The app is available for smartphones, tablets and PC and is intrinsically **integrated in the** 4.3", 7" and 10" touch screens.

App available for **iOS and Android operating systems, which can be downloaded free** from Apple Store and Google Play.

Intuitive interface.

The interface geared towards Things is organised into three different browsing entry points and a customisable home page: indeed, the information is organised in such a way as to fulfil the different user intentions ("*I want to see if the lights are on*"; "*I want to raise the curtain in a specific environment*"; "*I want to customise the climate control timer programme*"). Finally, the three different icons make the interface even more user-friendly.

Circular: identifies objects, scenarios of programmes which, when selected, determine an activation or deactivation control.

Square: identifies the environments into which the system is divided (living room, kitchen, etc.) and views all the objects configured and associated with a certain environment.

Hexagonal: identifies the applications available in the system grouped by category (lighting, roller shutters, climate control, sound system, etc.).

Home page with favourite objects available to be selected directly by the user via "**drag&drop**".

Examples of screenshots of the **VIEW** app.

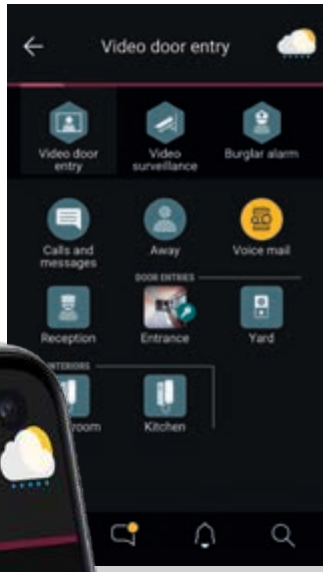

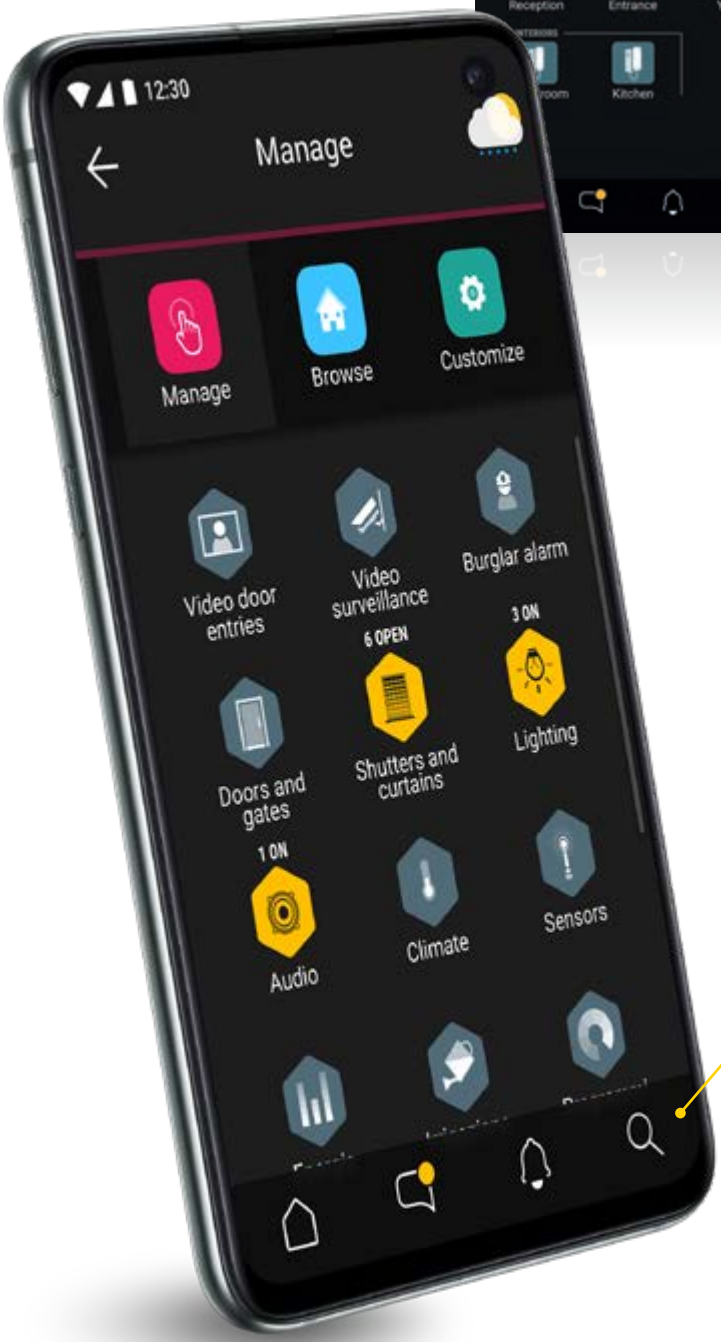

As per the main operating systems, the **status bar** enables direct access to important pages of the app like: the home page, to which the user's favourite or most frequently used controls can be added; or the system notification pages.
In the application, it is also possible to search for a specific element by text as in the main search engines.

By-me Plus: smart automation.

By-me Plus is one of the main systems of the VIEW IoT Smart Systems platform. Focused on **comfort** and **energy efficiency**, it enables the user to control and perform the integrated management of the lighting, curtains and roller shutters, temperature and energy control of the building and the multi-room sound system.

Simplified architecture.

By-me Plus is easier to programme and maintain thanks to the IP gateway and the **VIEW Pro** app.
By-me Plus can be programmed both locally and remotely thanks to the support of the Vimar Cloud.

CONFIGURATION AND **MAINTENANCE** WITH INSTALLER APP **VIEW PRO** AND PC OR TABLET

Wi-Fi

Wi-Fi

Wi-Fi access point

CONTROL WITH **VIEW** APP BY MEANS TOUCH SUPERVISOR

By-me Bus

Comfort

Energy saving

CONTROL WITH **VIEW** APP BY MEANS SMARTPHONE AND TABLET

EASY **CONTROL** BY VOICE

WORKS WITH alexa

works with the Google Assistant

Basic home automation, now simply connected.

The new IP platform, with the new By-me Plus gateways, enable the lighting and roller shutter systems to be easily connected based on the **pre-set Plug&Play** devices, ensuring a functional upgrade with a little effort and minimum expense for the end customer

Home automation controls for lighting and roller shutter control, retrofit controls and for rail mounting.

More comfort.

Managing the **lighting** and the **sound system**, **moving curtains or roller shutters** , **dimming the light of the various traditional and energy-saving lamps**, or creating plays of coloured light. All through **scenarios** pre-set based on the user's requirements. In this way, every space of the home becomes an oasis of wellness in which you can always find your favourite environmental conditions.

Home automation controls for roller shutter control

Curtain and roller shutter automation.

It only takes a small gesture to raise or lower roller shutters and curtains of a room or of the whole home and to handle other automatic functions such as opening or closing the slats.
All also within customised **scenarios** that can easily be recalled using a single switch.

Home automation controls for light control

3-Module flush mounting speaker.

Light dimming.

Dimming the lighting to suit your own personal preferences by managing any type of lamp: incandescent, fluorescent, LED and energy saving with the possibility of decorating the environments with coloured light effects.
The laser-engraved symbols clearly identify the function and all the lights throughout the home can be turned off with a single control.

Stereophonic sound system.

The system manages up to four different sound sources and enables users to set different listening experiences for each environment: classical music in the living room, the latest pop hit in the kitchen or the radio in the bedroom.
In this way, each environment has its own music – also via iPhone or iPod – with excellent sound reproduction quality since the digital signal is transported and the high quality of the speakers.

Improved energy efficiency.

Managing energy more responsibly with evolved solutions capable of optimising the consumptions without losing out on quality, generating **savings of up to 50%** (according to a study performed by Milan Polytechnic University, IoT Observatory and in line with the EN15232 standard).
Management of the loads to prevent blackouts due to overloading and smart distribution of solar energy.
Thanks to the possibility of viewing the consumptions, also remotely using the app, the user will always and promptly be aware of the energy profile of the home.
Comfortable climate control, home energy supervision with measurement and viewing of consumptions (including non-digital ones).

IP touch screen
4,3" PoE with
"energy management"
function.

VIEW IoT Smart Systems

By-me Plus general features

IP 10" PoE touch screen with simplified and intuitive "Climate control programming" function.

Load control

Touch screen thermostat

Electronic temperature and humidity sensors

Energy management and optimisation.

Smart management of the energy produced by a photovoltaic system that is automatically carried on the appliances already selected, so reducing the amount of power used from the network and favouring maximum self-consumption.
In case the contractual withdrawal threshold is exceeded the system automatically disconnects certain loads, based on pre-set priorities, preventing the occurrence of blackout due to overloading.

Temperature control and comfortable climate control.

Home automation heating and cooling systems which can be controlled either for each individual room, by way of elegant thermostats or flush electronic probes, and/or from a single point.
Ideal for any type of temperature control system (floor, with radiators, fan-coil or split systems), enable optimum climate control management, reducing waste, notifying when the optimum consumption values are exceeded and guaranteeing maximum environmental comfort also using pre-set, scenarios that can easily be recalled.

By-me Plus is easy installation.

The main characteristic of the By-me Plus system is that all the devices are interconnected by A **wire for Bus systems** (double pair - Fig. 1) which sends both the power supply and the signal wit digital command and control messages to these.
A **Bus line** must be powered with 1 or 2 power supply units (according to the absorption of the installed devices and the length of the power cable - Fig. 2) and can be composed of a maximum of 128 devices. The devices can be connected in any order: **linear**, **star** or **combined topologies** (Fig. 3).
The system enables a structure composed of **15 areas** connected to a backbone (called Area 0, Line 0).
Each area can be divided into **16 lines**, each with a maximum of **128 devices** (Fig. 4). The lines are connected with one another by way of couplers (routers) that only allow the passage of the messages established at the time of programming the system.

Devices and distances by line	
Dimension of logic of By-me Plus gateway (number of devices)	**32** for item 01410, **255** for item 01411
Max distance between power supply unit and last device	**350 m**
Max total distance of the Bus line	**1,000 m**
Max distance between two devices	**700 m**
Minimum distance between two power supply units	**40 m** (the loads must be balanced between the two power supply units)
Optimum position of a single power supply unit	In the centre of the Bus line
Optimum position of two power supply units	At the ends of the Bus line
Minimum voltage on the furthest device	**23 Vdc** (in stand-by mode)

NOTE: The optimum configuration is that with the power supply units placed as far away as possible from one another to have a positive effect on the minimum voltage present on the Bus.

Fig. 2-Length of Bus line

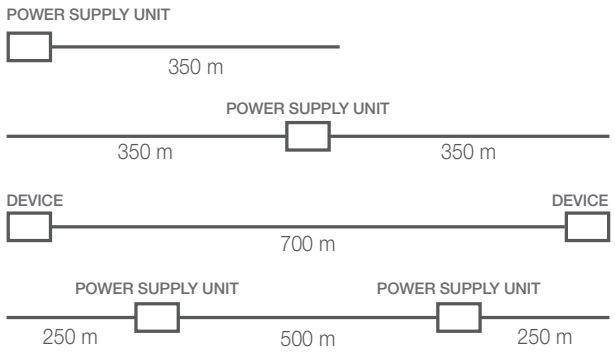

Fig. 3 - Installation topologies of a line

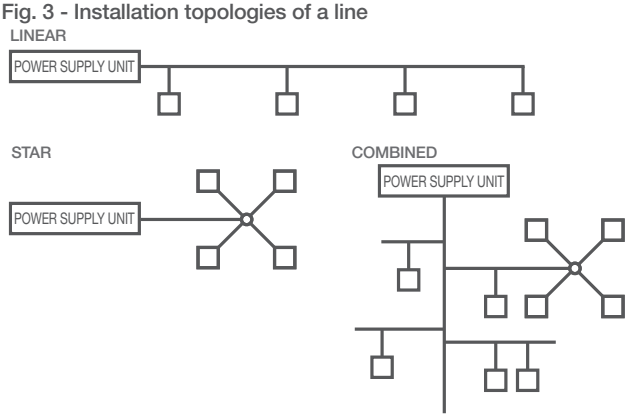

Fig. 1 - Connection of the Bus wire



Fig. 4 - Division into Areas and Lines

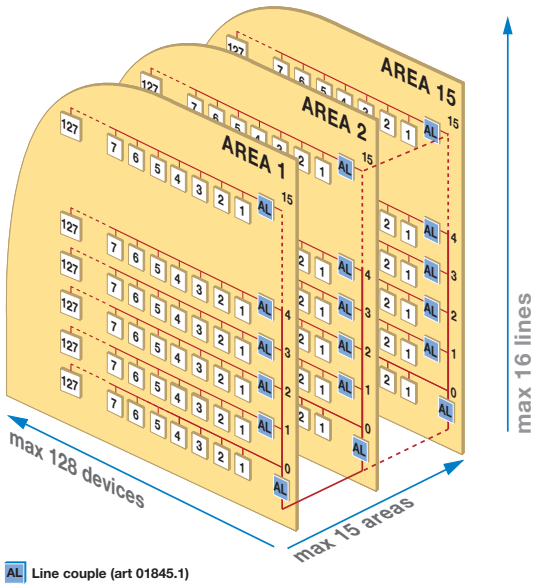

Max number of configurable gateway and touch screens for single system	
Home automation gateway art. **01410** or **01411**	**max 1**
Burglar alarm sistem gateway art. **01712.1**	**max 1**
Video entry system gateway art. **01415** or **01416**	**max 1**
DALI gateway art. **01419** (to install with home automation gateway)	**max 1**
Touch screen art. **01420**, **01422** or **01425**	**max 12** of which 10 can be enabled to manage video door entry system calls

NOTE. The remote control of video door entry system calls can be realized by max 3 mobile devices.
The list of matchable devices with home automation gateway is available on www.vimar.com, section Download/AppMobile/VIEW Pro.

The By-me Plus system works based on the **distributed logic** dividing its intelligence among all the devices of the system and configuring its functional links. These links are obtained by creating "**applications**" containing the **functional units** of the various devices.

Functional unit: this is part of a physical device that can be managed as an independent device (Fig. 5-8).

Application: a set of interconnected homogeneous functional units (only lighting control or only roller shutter control) that carry out a function in the system (for example three different buttons that control a single actuator and therefore the same load - see Fig. 7). **The devices of which an application is composed are interconnected logically and not in line with a traditional wiring system**.

During the design phase, every functional unit of every device must be considered as an independent function. Therefore, in the design phase, the functions to be created are envisaged in advance and the list of the devices that will have to activate these will only be prepared subsequently.

For example, during installation, the actuator could be used to control load A via the key of another device, the left, central and right hand buttons to control loads B, C and D via the actuator for rail mounting (Fig. 8).

There are no constraints on the functional units of a physical device. When a load has to be controlled, a device (switch or IP PoE touch screen) and an actuator connected to the load must be envisaged.

Fig. 5 - Example of 10 functional units on 6-push button control device and on-board actuator.

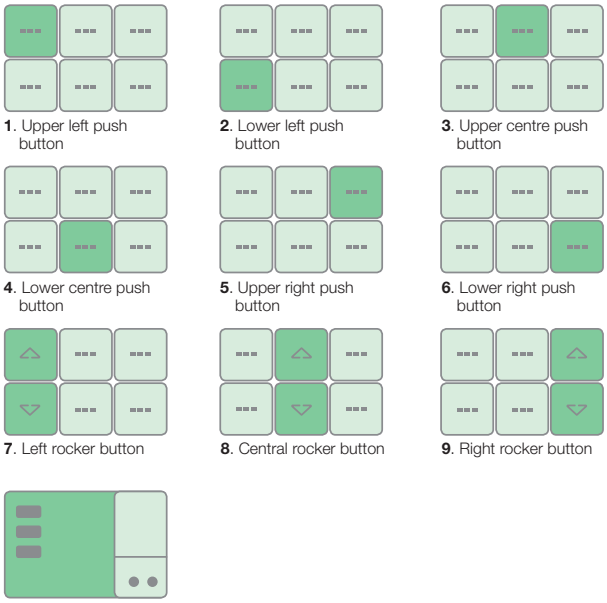

Fig. 6 - 2 and 3-module control devices to be completed with 1 and 2-module keys. Every key is a functional unit

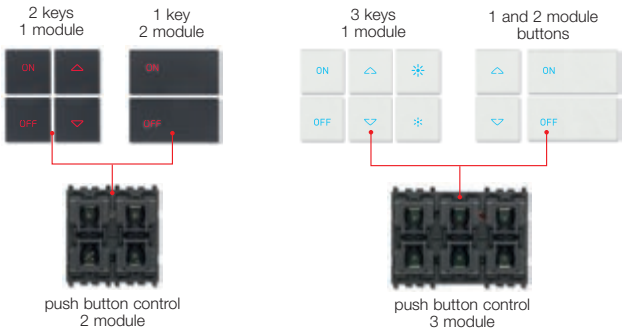

Fig. 7 - Example of Application

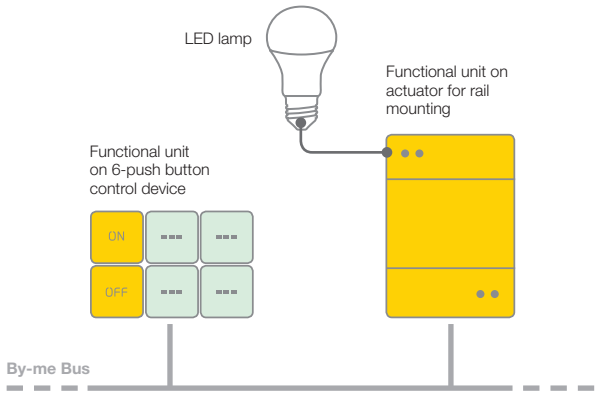

NOTES:
The applications must only include **homogeneous functional units**: in one group it is not possible to have an actuator for roller shutters and one for controlling a lamp.

To be able to turn a load on and off from several points, the user can simply add other key functional units with no need to change the wiring.

Fig. 8 - Example of Functional units with actuator for rail mounting

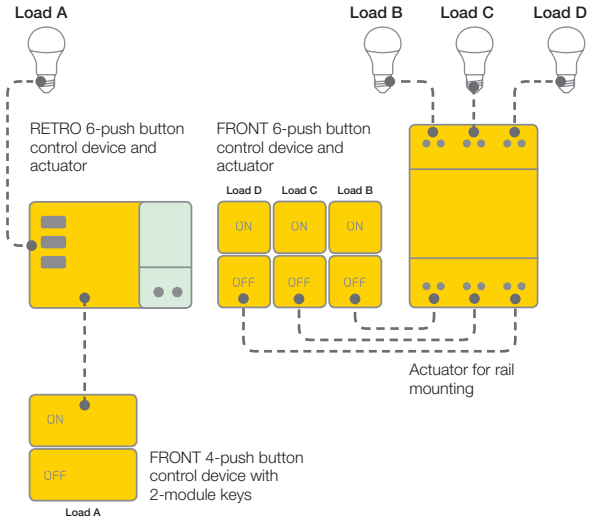

By-me Plus is simple configuration.

The By-me Plus system is configured using the **VIEW Pro** app, by connecting to the home automation gateways (items 01410 or 01411) via LAN network or Wi-Fi.

Via the **VIEW Pro app** users can:

- create the topology of the building;
- list the devices of the By-me Bus;
- configure the applications of the system;
- integrate the different subsystems;
- enable the integration with third party systems.

The devices can be configured:

- **On-line**: directly connected to the wired and installed system.
- **Off-line** (for the availability of this function, contact the sales network): over the counter and postponing the commissioning of the configuration on the devices (which can also be performed via smartphone).

The **VIEW Pro** app also enables the maintenance of the gateways and the diagnostics of the Bus devices.

In relation to the commissioning of the system, bear in mind that:

- **building topology**: the plan of how the environments are divided which will then be used for viewing the user interface on the IP PoE touch screens or on the **VIEW** app;
- **device listing**: the operation that entails pressing once on the configurations of the Bus devices, so that they can be assigned with an unequivocal physical address;
- **application configuration**: the definition and the configuration of the parameters of the logical connection between controls, thermostats, probes, sensors and actuators;
- **integration between subsystems**: enables a relationship to be created between different system devices, for example a sensor of the alarm system turns on a light or activates the video camera associated with the alarmed area, or a home automation control opens the gate using the output of the Due Fili Plus external entrance panel;
- **integration with third party systems** : enables the resources provided by other systems to be configured in the applications for the end user, such as Philips Hue, the Google and Alexa smart speakers or KNX systems.

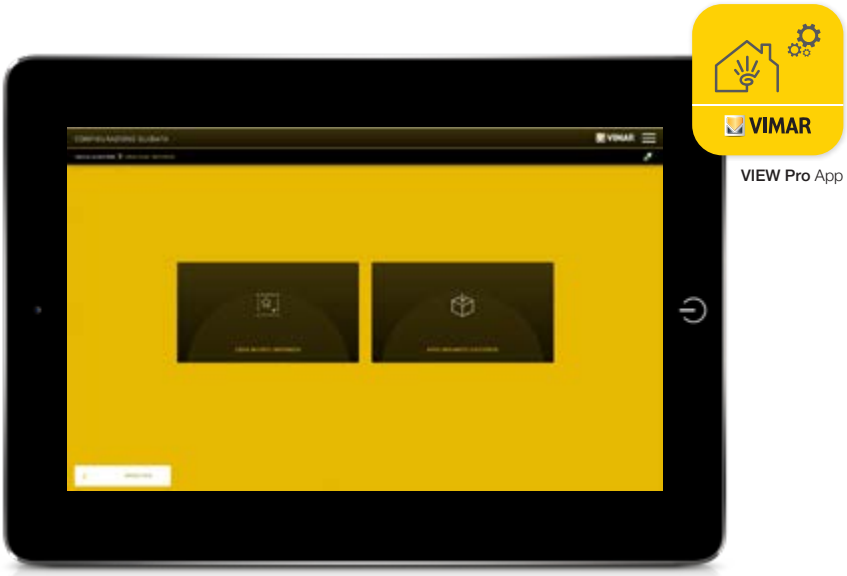

VIEW Pro App

"Guided configuration" screen of the **VIEW Pro** app for creating a new system.

"Device listing" screen of the **VIEW Pro** app

"Application details" screen of the **VIEW Pro** app

NOTE. *The gateway does not require an Internet connection for the configuration process. The only action that requires the installer to be connected is the first Login in the* ***VIEW Pro*** *app.*

Programming of the **logic programmes with Editor** (this requires connection to the Cloud): this tool enables the logic programmes that typically receive one or more pieces of information form the By-me Bus to be created (= ***inputs***), develops them using logic units (= ***logics***), and sends the results in the form of controls on to the Bus (= ***outputs***).

Input. These can be:
- the statuses of the devices listed n the system, with no restrictions;
- instants or time intervals (day, week, etc.);
- Boolean or numerical variables.

Logics. These can be:
- combinatory logics (**and**, **or**, **not**, **xor**);
- sequential performers (**sequencer**, **binary scenario, numeric scenario**);
- status logs (**T type**, **or RS type flip flop**);
- comparison operators (**more than** , **more than or equal to, less than**, **less than or equal to, equal to**, **different from**);
- operations (**maximum, minimum, average, sum**, **subtraction**, **multiplication, division, absolute value**);
- time delays and hourly programming.

Outputs. These can be:
- the status of the devices enrolled in the system, without any limitation;
- Boolean or numerical variables.

The programming occurs via the **VIEW Pro** app, using **the editor of the logics only via Cloud** as they are faster, always updated and with sufficient space to save the copies of the programmes. The home automation gateways (items 01410 - 01411) are also equipped with the *Logic Unit function* with the possibility of also using non By-me and/or KNX products in the logics (while **item 01468 only manages By-me and/or KNX objects**).
The logics contained in the gateways can be managed from the user interface, whereas those of Logical Unit 01468 cannot.

The By-me units are depicted graphically as per the example in Fig. 5 and are characterised by their yellow background colour. In the case of the By-me units, the input nodes enable controls to be sent to the Bus following the processing carried out in the logic programmes; the output nodes receive the statuses from the Bus and use them in the logic programmes; the available nodes depend on the type of By-me group.

Fig. 5 - Examples of By-me units

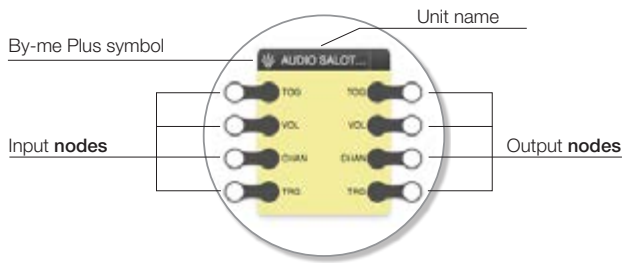

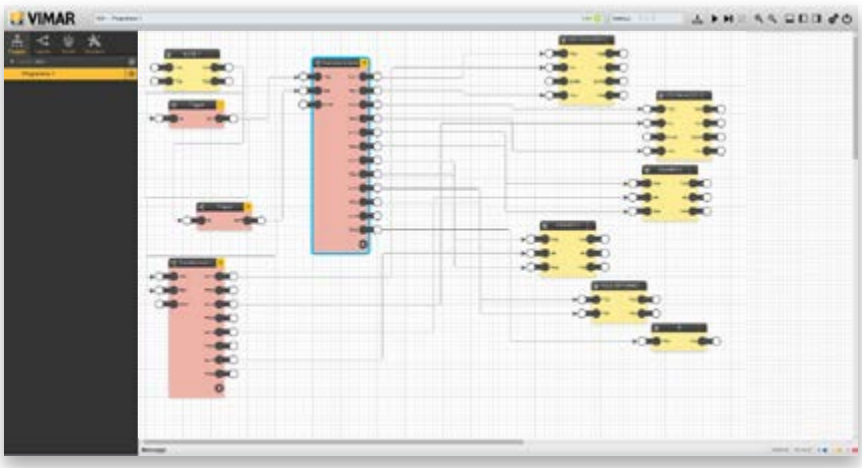

"Logic program editors" screen of the **VIEW Pro** app.

By-me Plus is simple maintenance.

The installer can access the system remotely by connecting to the Vimar Cloud in order to make **changes to the configuration**, **firmware updates**, **diagnostics** on the individual devices and to **backup** the settings on Cloud.

It is easy to access the list of the installed systems and manage them, receiving notifications about particular established conditions (breakdowns, availability of updates).

The maintenance activity is supported by useful functions, including:

Diagnostics: this verifies whether the data present on the various devices corresponds with those set in the applications, comparing the configuration of the devices present on the Bus and the contents of the database.

Bus monitor: this views the data that transit on the By-me Bus to monitor their activity and analyse particular device configuration conditions. It helps resolve the problems detected during the diagnostic scan and enables the configuration to be corrected.

System log: this memorises all the operations performed on the system via the gateway; this view can be filtered by level and category by selecting those desired with a tick.

Device reset: this restores the factory settings of the device without removing them from the system.

All the maintenance operations of the By-me Plus system are performed using the **VIEW Pro** app.

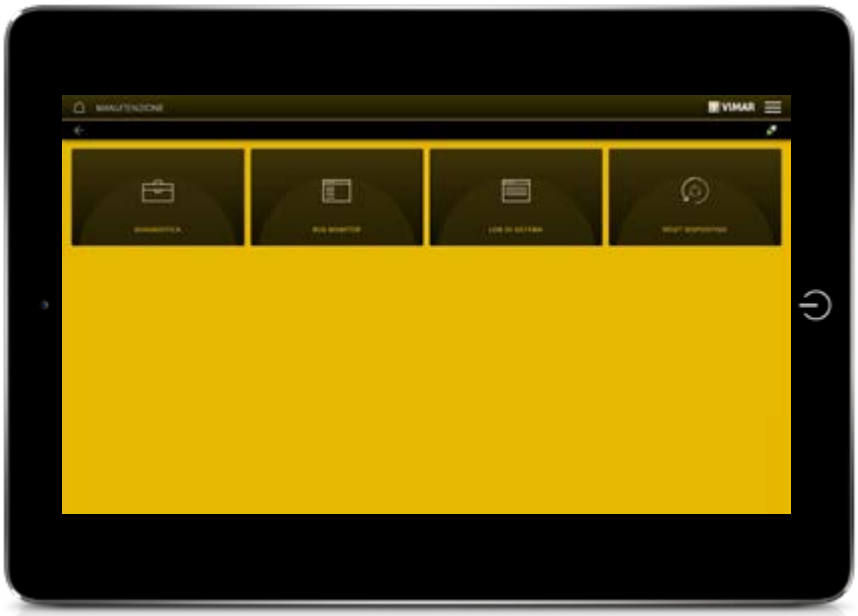

“Maintenance” screen of the **VIEW Pro** app.

VIEW Pro App
for the installer

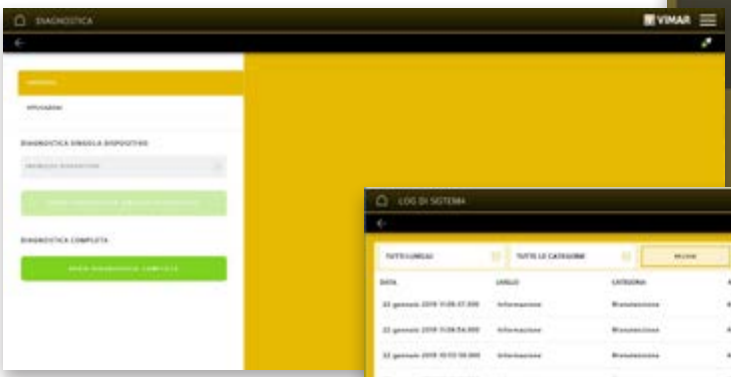

"Diagnostics” screen of the **VIEW Pro**app

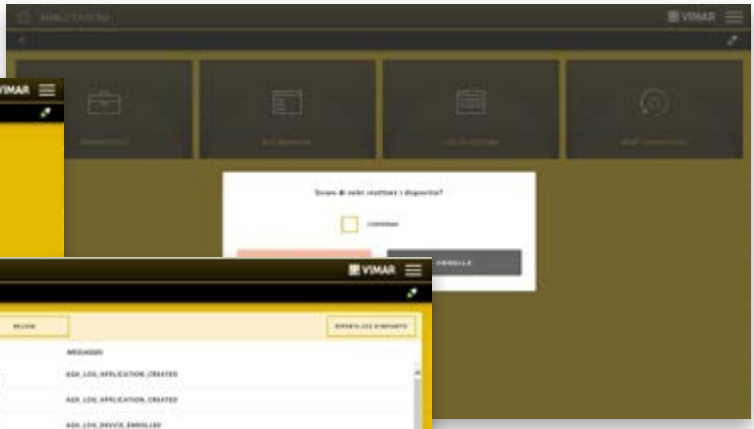

"Reset device" screen of the
VIEW Pro app

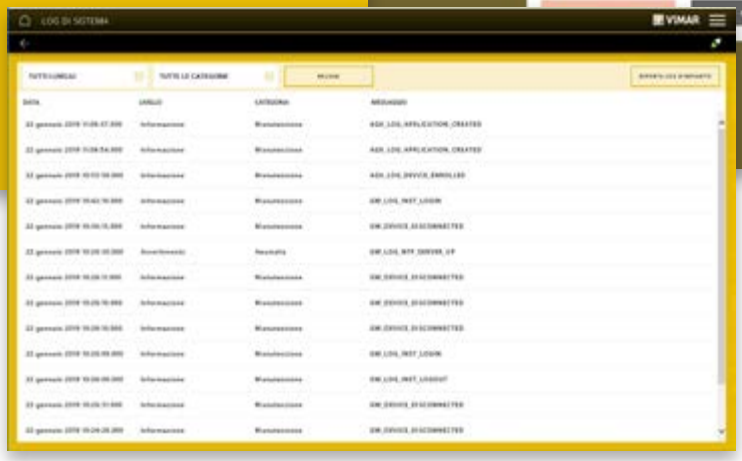

"System log"screen of the **VIEW Pro** app

By-me Plus is user-friendliness.

Once the By-me Plus system has been appropriately organised and programmed, it is ready for to be used by the end user, who can control the system using the **VIEW** app.
The app, which can be downloaded free from the Google, Apple and Windows stores and, thanks to a simple user experience, makes all the information about the By-me Plus system readily available.

Whether you use a smartphone, a tablet or the IP touch screens, the interfaces and the icons viewed are always the same.
Additionally, by way of the "drag&drop" function, the Home screen can be customised with the most frequently used functions and elements so that these can be selected directly without accessing the menus. The background can also be changed to display images already present on the device or with newly uploaded ones.

VIEW App
for end user

To manage and control all the **configured** functions.

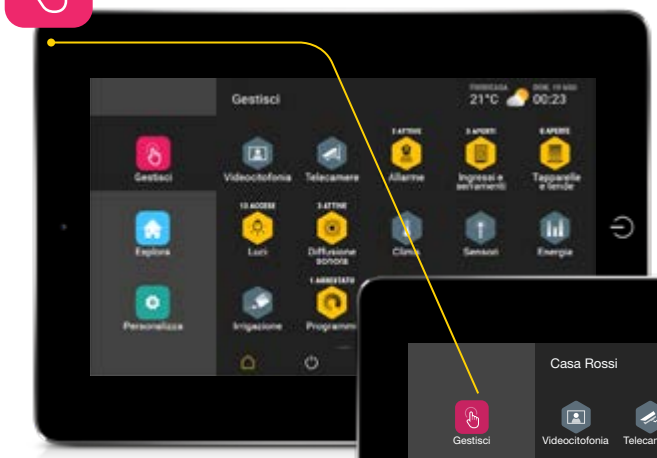

"Manage" screen

Home page screen.

To navigate in the system through the **environments** that compose it.

"Living room" environment screen.

To customise the method of use of the system create scenarios and set the view options for the different environments by associating the relative functions (Climate Control and IP Video Camera programs).

"Personalise" screen.

The system enables the user to create **scenarios**, and when these are activated a number of pre-established conditions (lights on/off, dimmed lights, roller shutters up/down, climate control on/off, etc.); the sequential activation of these creates a particular environment or meets a specific condition.
By creating **events**, the system enables the user to manage automated functions at a certain time or when specific conditions come into play.

Scenario: this is the function that enables the user to "recall" a desired condition using a single control or event; creating a scenario is very simple and the user can do so using the guided **Wizard** of the **VIEW** app.
The user can also link a scenario to a physical control present in the system, specifically pre-configured by the installer using **VIEW Pro**.

Event: this is a program that activates/deactivates applications and/or scenarios in certain conditions and/or at programmed times according to certain logics.
It is **configured by the installer**, whereas any **time settings** are **managed directly by the user**.

Logic programme: this is a programme configured by the installer that aggregates various devices to create more complex functions, also by using logical operators (AND/OR), comparison operators (<,>) and other usable resources, such as time settings (which can be changed directly by the user).

The logic program can be resident in the home automation gateways or downloaded in the **Logic Unit** (item 01468).

By-me Plus has not limit to the scenarios number; as regards the **simplified logics** (e.g. irrigation and periodical timing) the max number of applications is **16**, while the **logic programs** for each device (home automation gateway or Logic Unit) are **64**.

Accordingly, multiple actions can be programmed to take place at a given time, for example: when getting up in the morning, the light switches on at a selected dimmer setting, the sound system comes on, the roller shutter is raised and the towel rail warms up in the bathroom.

Using the Logical Unit, the user can:
- create variously organized relationships between blocks of the By-me system, setting them in relation via logic gates, delay blocks and mathematical functions;
- define **virtual scenarios**;
- define action plans ("timelines"), with different types of frequency, duration, validity periods, etc.

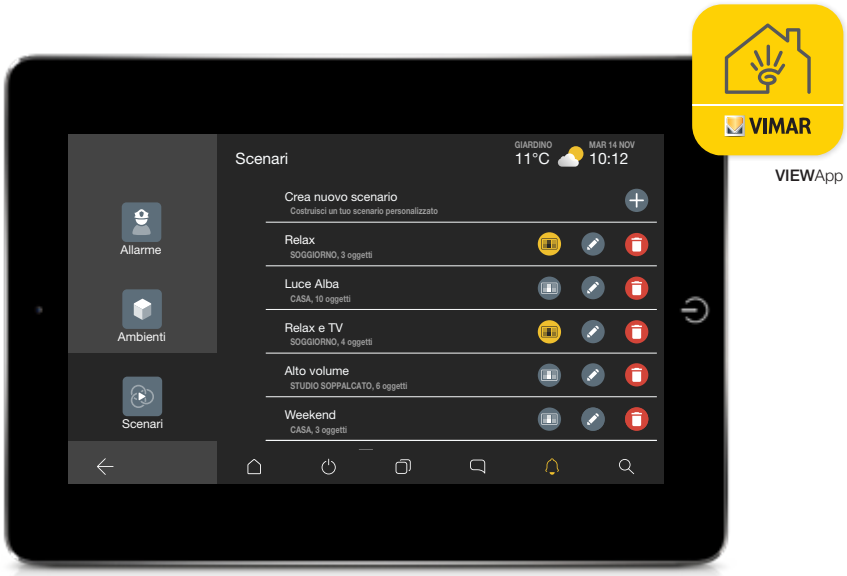

VIMAR

VIEWApp

"Scenario"**VIEW** app screen.

"Change objects in the scenario"**VIEW** app screen.

"Summary of Relax scenario"**VIEW** app screen.

VIEW IoT Smart Systems

By-me Plus general features

By-me Plus is smart management of comfort and energy efficiency.

Comfort.

The home becomes an oasis of wellness in which climate and lighting create welcoming atmospheres and relaxation areas. The possibility of controlling the lighting and the roller shutters enable the lighting in the environment to be adjusted in relation to the daily activities, by performing a simple gesture and setting a number of parameters.

Home automation controls for light control

Home automation controls for roller shutter control

IP 7" PoE Touch screen

Example of By-me Plus system with lighting and roller shutter management functions.

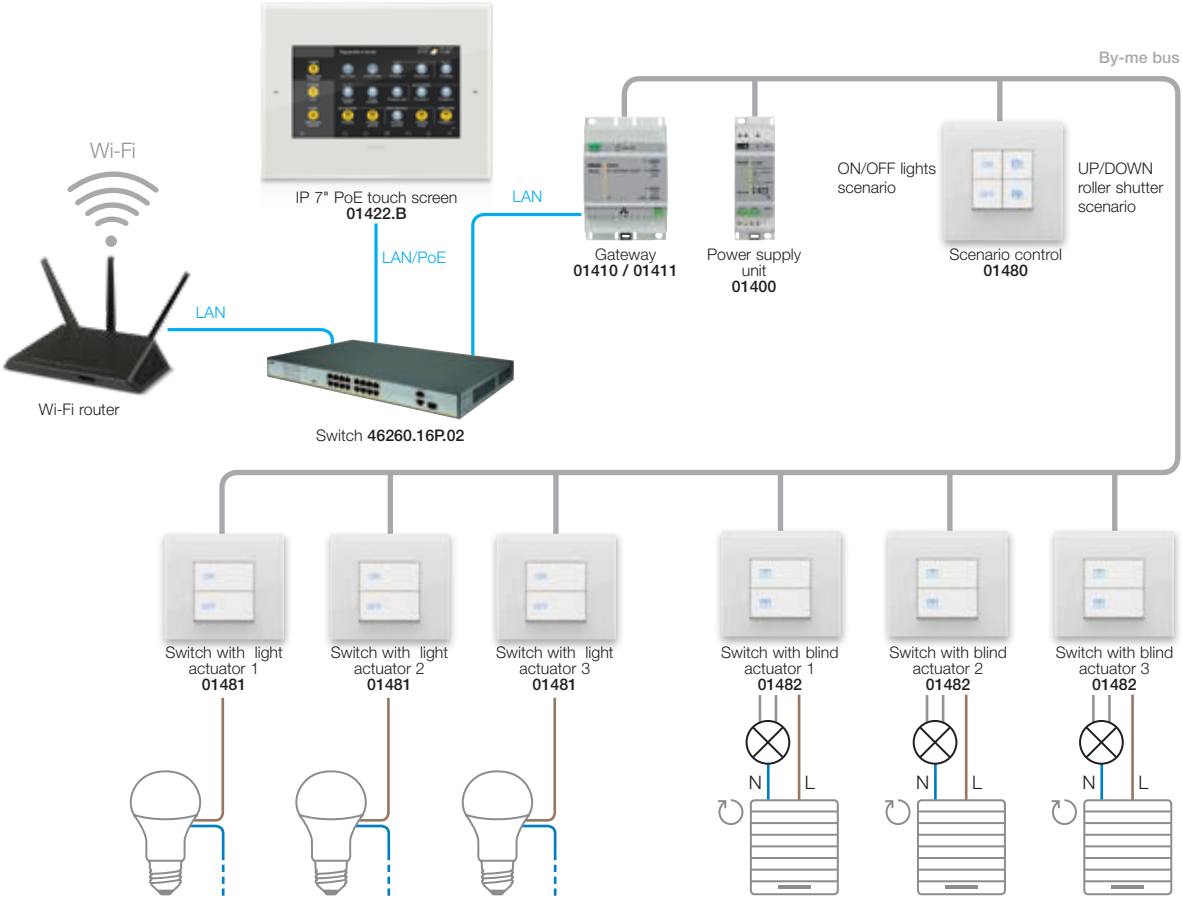

Sound system.

Single or multi-sound systems capable of emitting a high quality sound signal can be created using up to 4 sound sources simultaneously in several environments.
The free distribution of the transmitter and receiver nodes and of the controls, keeps the wiring simple so that it integrates perfectly with the controls and actuators of the home automation system. The sound system functions can be included in (programmed) scenarios and events of the By-me Plus system (for example radio clock alarm function).

IP 4.3" PoE touch screen

Example of By-me Plus system with sound system function.

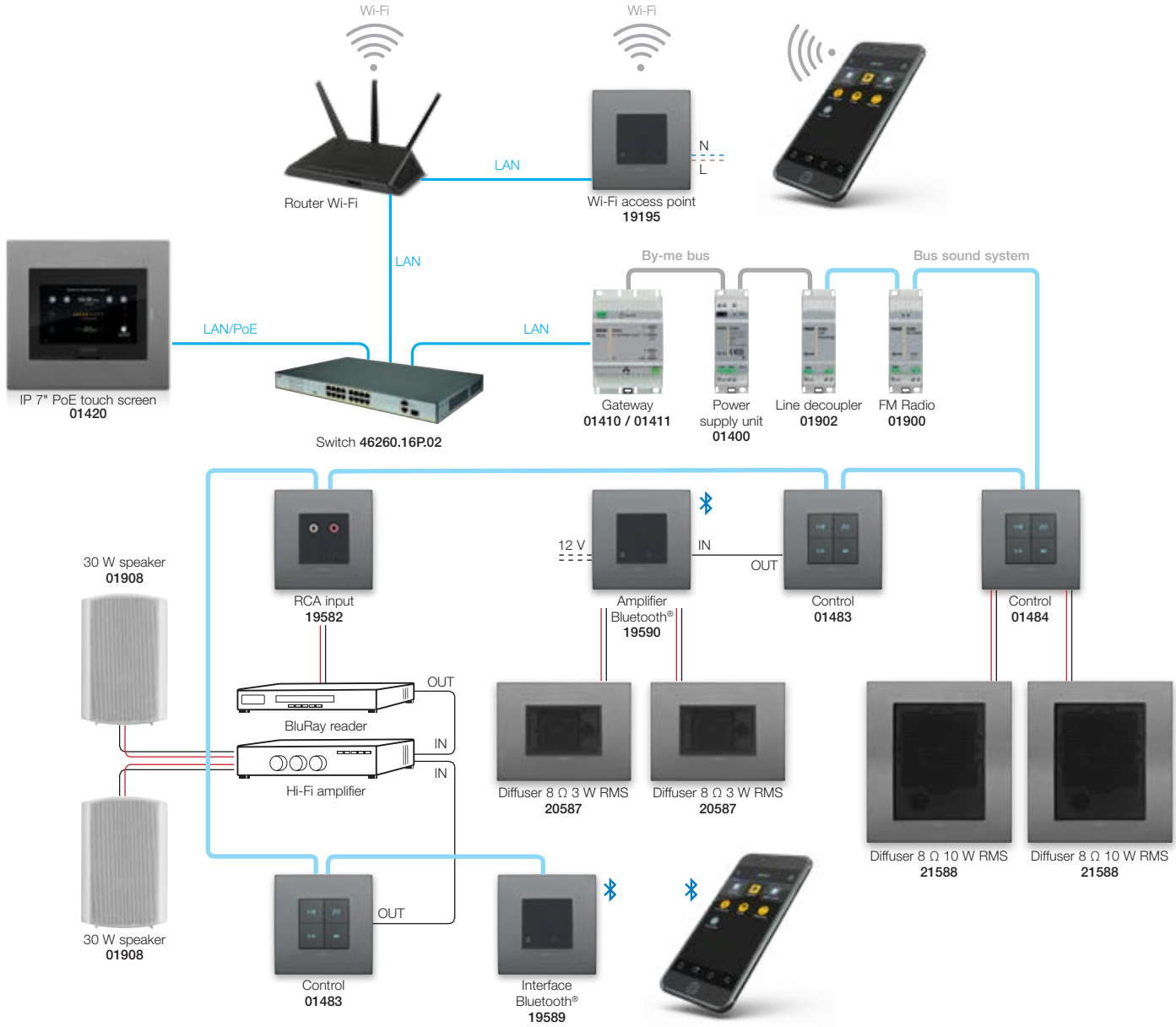

VIEW IoT Smart Systems

By-me Plus general features

Energy efficiency.

Energy and temperature control are managed with a view to reducing and optimising consumptions to respect the environment and reduce waste.

Actuator with built-in current sensor

IP 10" PoE touch screen

Example of By-me Plus system with energy management and temperature control functions.

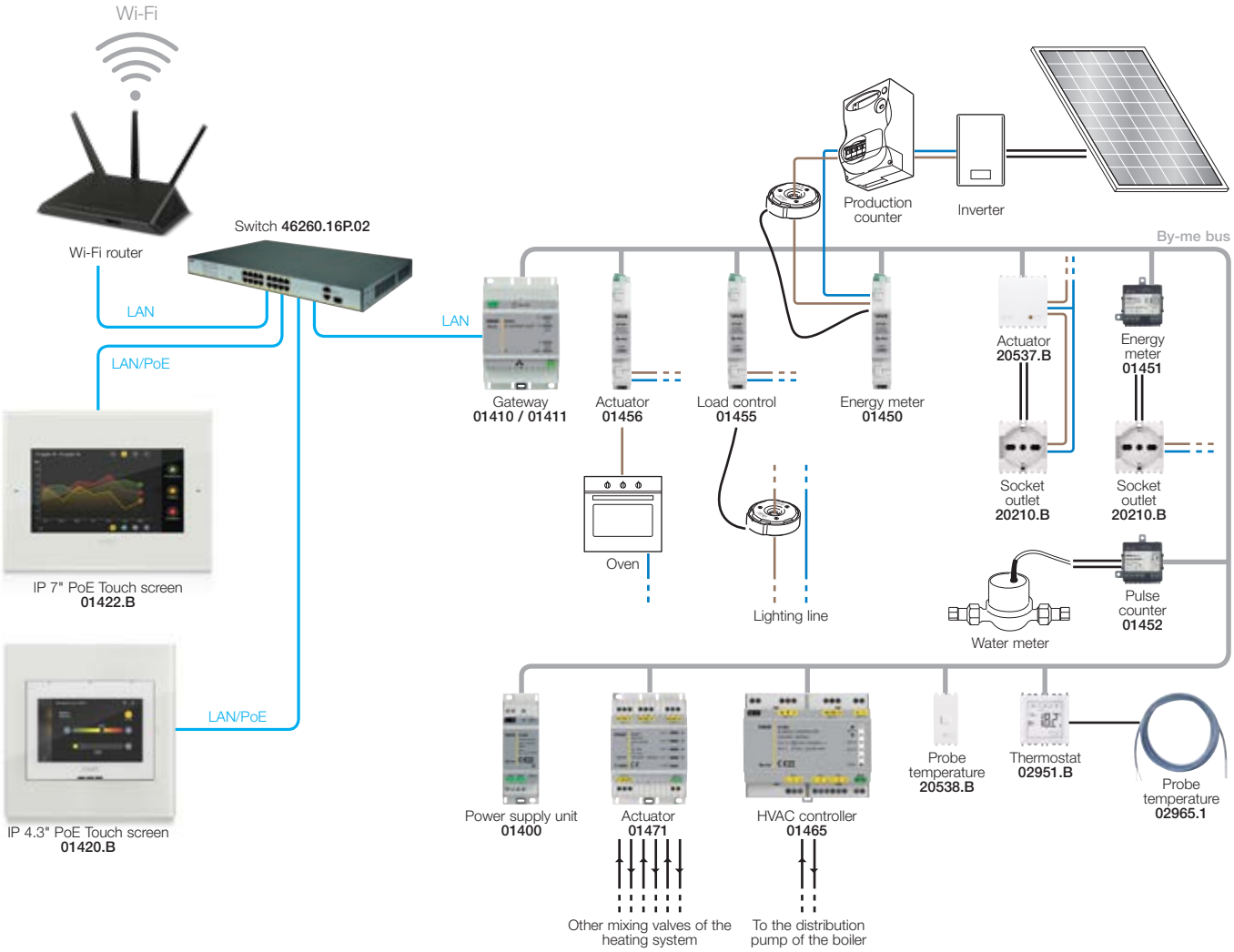

By-me Plus is integration with Vimar systems.

By-alarm burglar alarm system.

The By-alarm burglar alarm system is integrated by connecting the burglar alarm system control units (items 01700 - 01703) to the IP network via the gateway (item 01712.1) which uses an encrypted communication protocol with an extra-high security level.

The gateway allows the installer to access the system (also remotely) through a secure communication channel, using the **By-alarm Manager software** version 2.0.

The **integration functions** are:

- control and management of the By-alarm system from IP PoE touch screens (01425, 01422, 01420) to see the system status (connection/disconnection of the areas based on the rights of the user PIN entered and see events/alarms, etc.);
- light control: using the dual technology sensors, you can control the By-me light sets when the relative zones are disconnected;
- use of window sensors to send the stand-by command to the By-me thermostats;
- activation of a By-me scenario upon the occurrence of an event (connection, disconnection, alarms, etc.) in the burglar alarm system;
- use of logic programs linked to the status of the areas (full connection, partial connection, alarm);
- videocheck with view of all the analogue and IP cameras and those installed on the video door entry risers by the supervisors or mobile devices.

4.3 "IP PoE touch screen

By-alarm burglar alarm system integrated with the By-me Plus home automation system and CCTV.

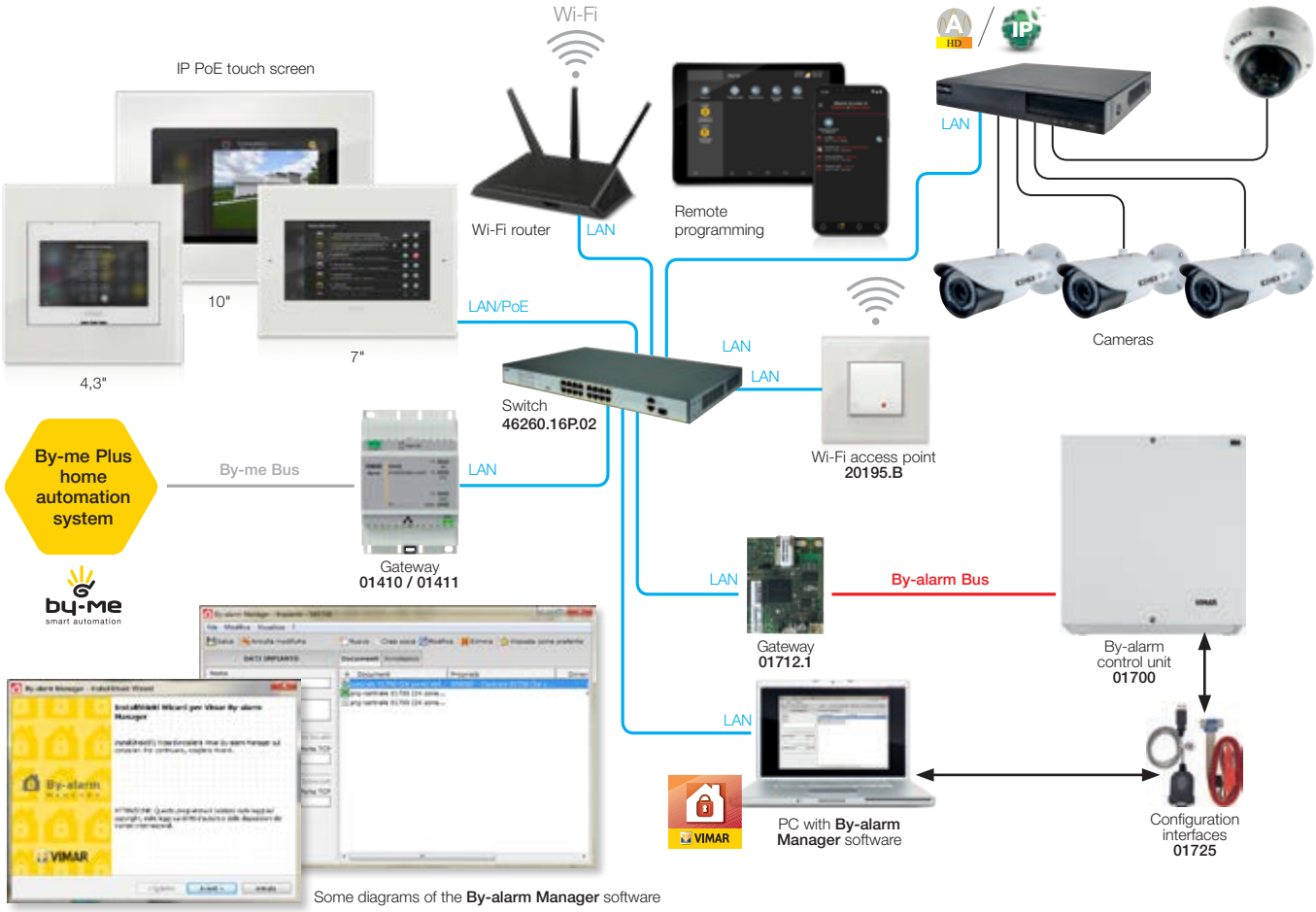

Some diagrams of the **By-alarm Manager** software

Elvox Door Entry, Due FIli Plus and IP technology.
The video door entry system, both with Due Fili Plus and IP technology, is intrinsically integrated into the **VIEW IoT Smart Systems** platform of Vimar, thanks to the presence of certain specific gateways (item 01415 for Due Fili Plus technology and item 01416 for IP technology).

On new systems the integration consists in using the new IP 4.3", 7" and 10" touch screens as internal video door entry systems and as supervisors of all the function installed in the View system. At the same time, the mobile devices also become "virtual" indoor stations capable of making intercom calls and of establishing a dialogue with the video entrance panel both locally and remotely, for all the functions envisaged also by the fixed stations (video streaming, gate opening, turning on, activating the answering machine etc.).

The connectivity with the **Cloud**, as well as supervising the system remotely, also allows the user to use the push notifications providing information about specific events, and the installer to update firmware/software and diagnostics also remotely.

The integration does not only involve sharing the user interface but is deeply rooted in the various devices of the subsystems, enabling functions that would otherwise not be usable to be created for a situation based on all-round comfort.

Below are some integration examples :

- the cameras of the video door entry system can be associated with areas of the By-alarm burglar alarm system (if present) to enable a video check to be performed if the alarm goes off;
- the controls of the By-me Plus system can be used to activate the relays of the video door entry system, to open locks or control external lighting;
- from a video door entry call, the user can activate a scenario involving the devices of the By-me Plus system, for example to turn on an outside light or turn off the sound system for a few seconds until the call is active.

The use of the video door entry gateways on the existing systems means that the latter can be used, simply adding the function that enables the user to manage the call remotely on mobile devices and all the services connected to the Cloud.

Example of integration of the By-me Plus system with Elvox Due Fili Plus or IP video door entry system.

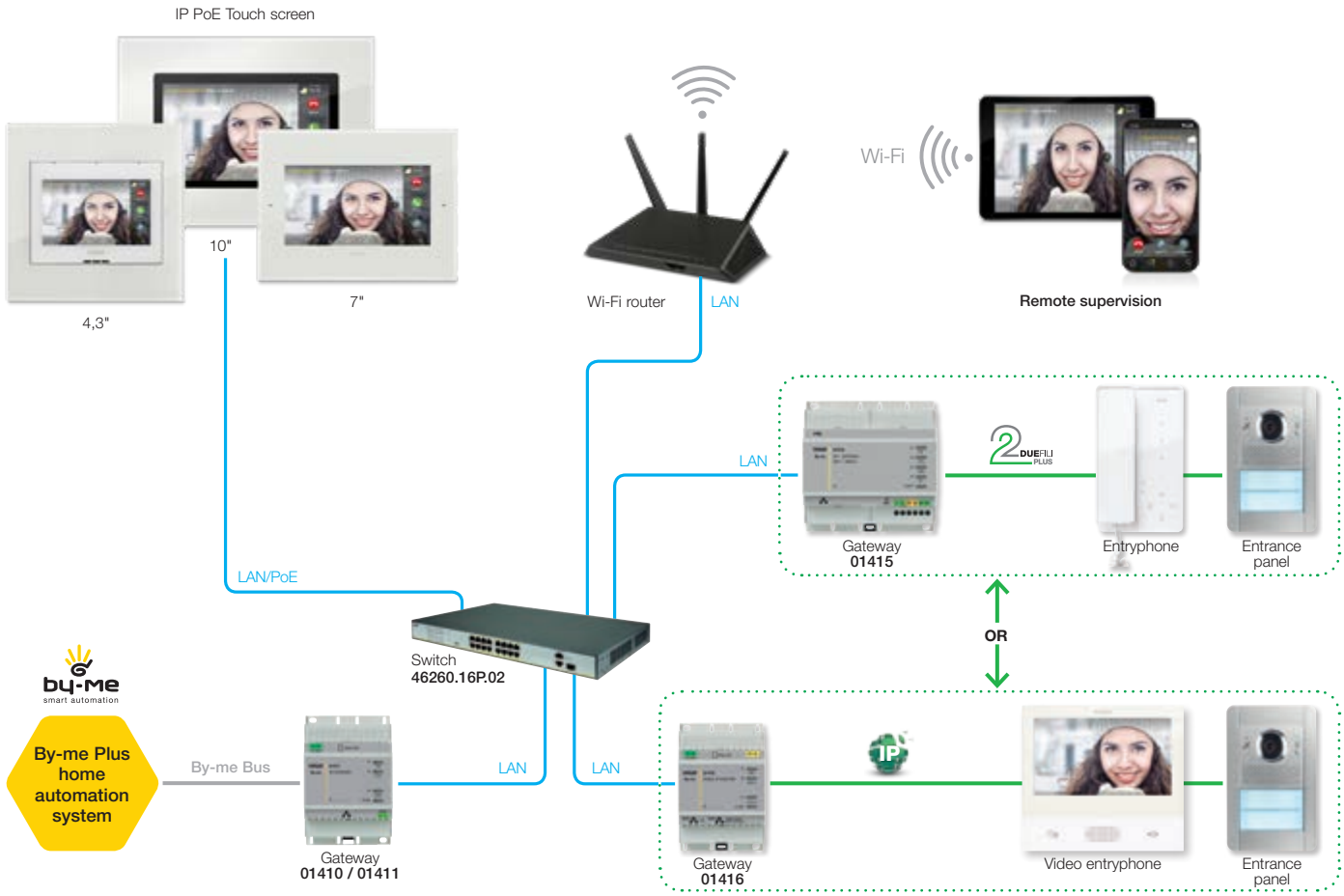

Video surveillance with Elvox CCTV.

The CCTV video surveillance system, analog AHD or digital IP technology, natively integrates into the VIEW IoT Smart Systems platform, without using specific gateway (if uses DVR for AHD cams, required Firmware 1.2.6 or next).

The integration enables, for IP stand-alone cams (not connected to DVR/NVR) and for IP/AHD cams connected to NVR/DVR, the visualization of streaming live. These functions are available both local and remote by means the VIEW app.

In order to manage by the touch screens all the control functions of DVR/NVR, it is possible to activate on the Customise/Application management menù of View app the By-camera "L" (landscape) function that is the same of By-camera app, available only for mobile devices.

The integration is not only the sharing of the same user interface but also sharing between the different systems, for ex. the cams of CCTV system can be associated to the By-alarm burglar alarm system zones to enable the **videocontrol in case of activated alarm**. This is thanks to a complete comfort.

IP 10" PoE touch screen

Example of integration of the By-me Plus system with Elvox CCTV.

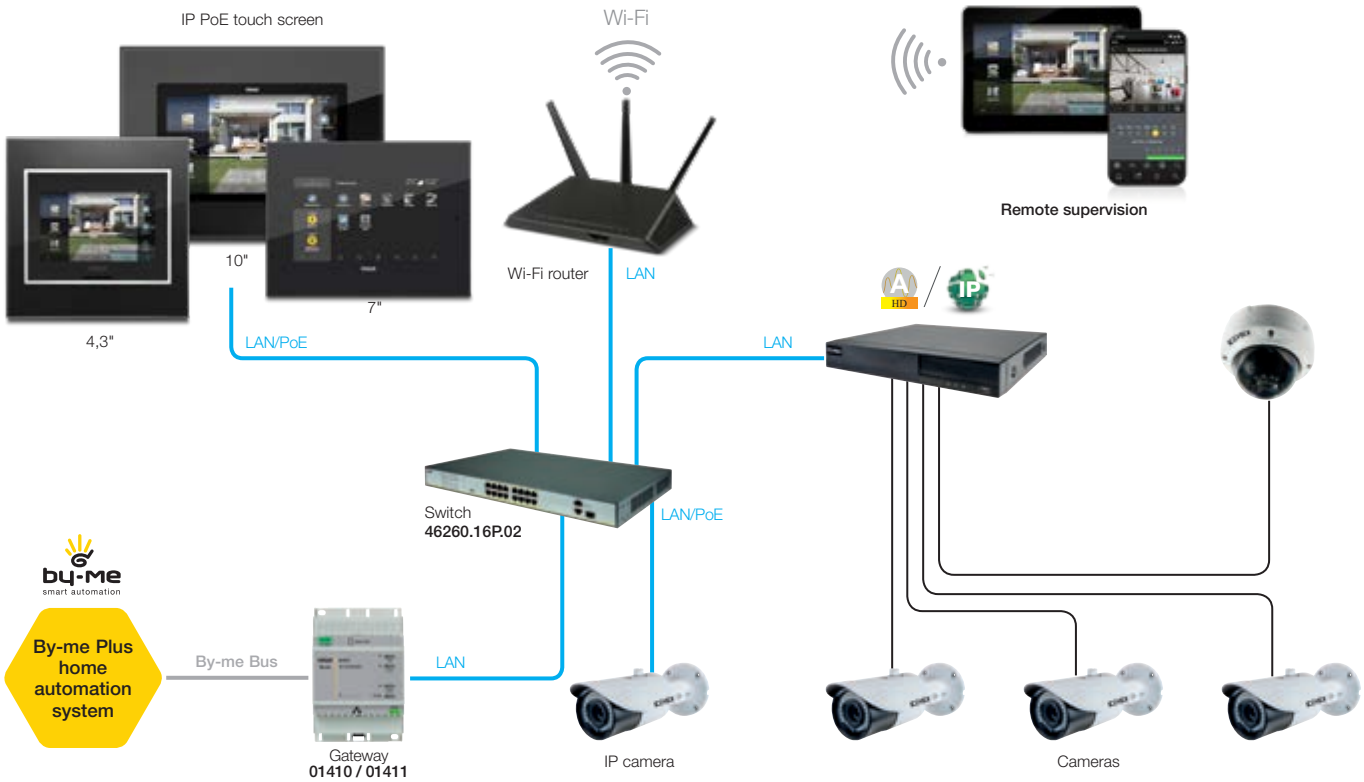

VIEW IoT Smart Systems

By-me Plus general features

By-me Plus is integration with third party systems

The correct operation of the **integrated system** is the responsibility of the installer. Vimar makes available the documents required for integration (By-me specifications and ETS database), clearly indicating which datapoints are usable, from and to the system, and the limits of these integrations.

Therefore **Vimar does not guarantee a priori the correct operation of the implemented solution**.

For integration specifications contact the Sales Network or Vimar Customer Service.

Example of integrated By-me Plus system.

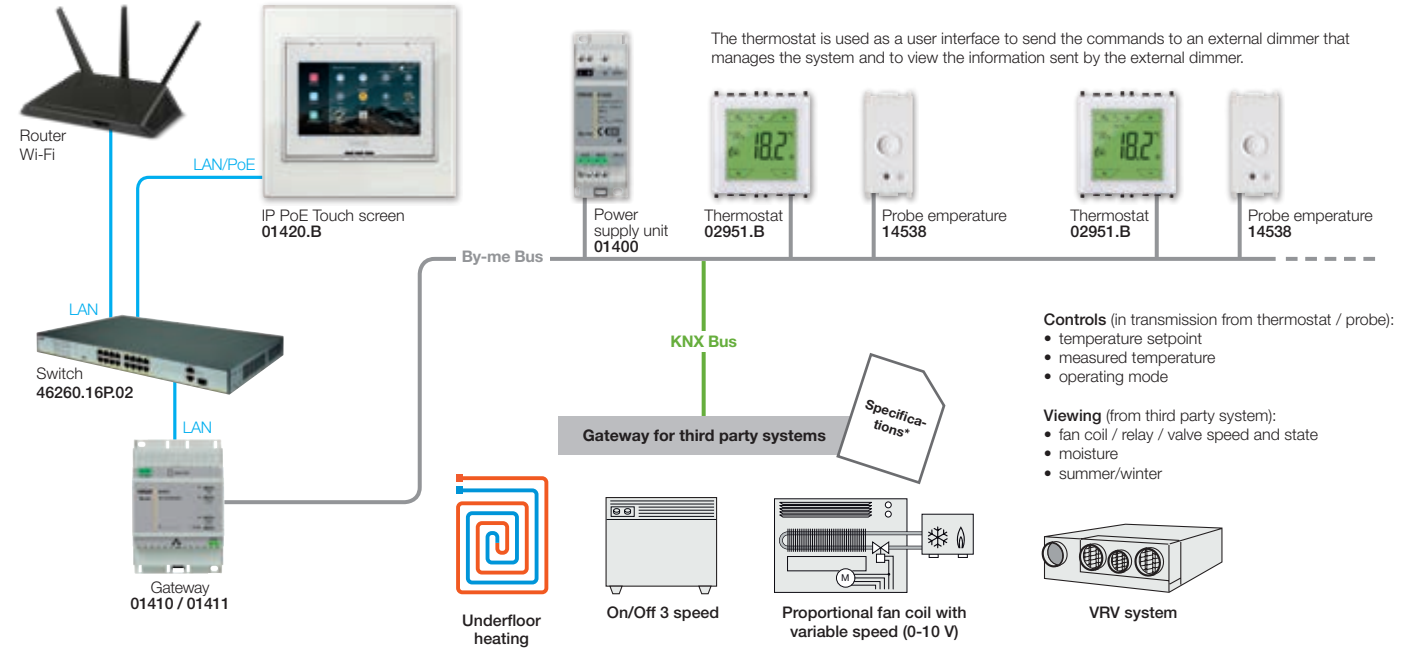

*For integration specifications contact the Sales Network or Vimar Customer Service.

EnOcean® standard radiofrequency extension.*

The radiofrequency controls work without a battery and do not require wiring making them particularly useful in renovations and the functional extensions of an existing system. The technological heart of the controls is an electronic module capable of exploiting the energy generated by the pressure of the keys to send the commands in wireless mode using the EnOcean® protocol used in the IoT environment.

The **EnOcean® technology** can also be perfectly integrated with the By-me Plus home automation system, since the system can be extended to all areas where it is not convenient or it is impossible to carry out masonry work, thus reducing installation and maintenance costs and saving a considerable amount of energy.

Example of integration of the By-me Plus system with radiofrequency controls.

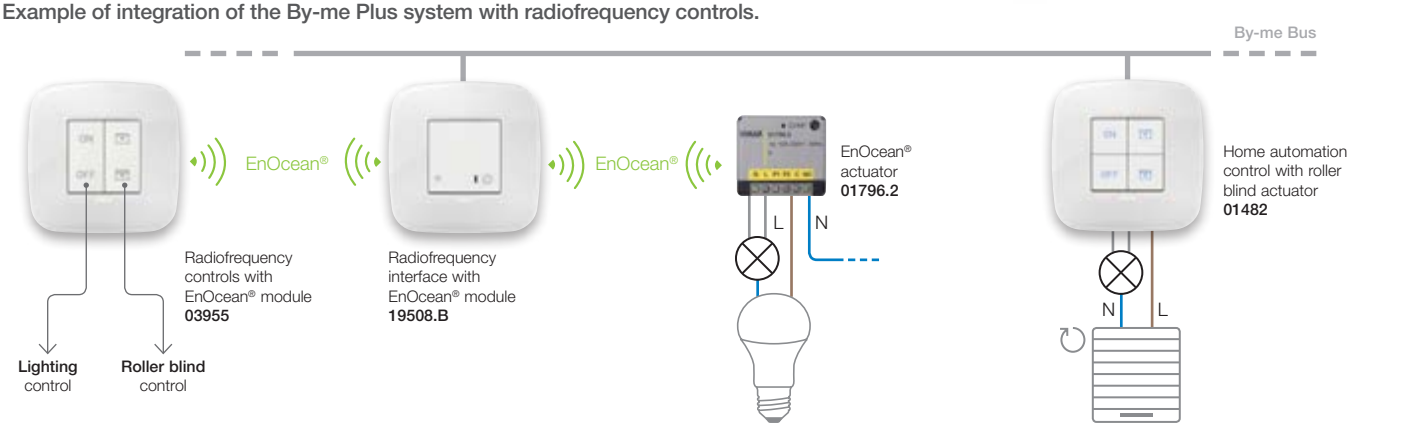

*For info of integration with Elvox, DALI, IFTTT and third party systems, please contact the commercial network.

Integration with Philips HUE.

By-me Plus natively integrates into with Philips Hue for the **control of the Signify products** matchable with Hue system and controllable from the touch screen, home automation and mobile devices by means the VIEW app.
The home automation controls enable the control the Hue lamps in a timely or aggregate manner,as well as to recall more complex scenarios created with the VIEW app that involve both Hue lamps and other traditional lighting or other functions of the VIEW system (e.g. shutters, music / audio , etc.).
The integration can be performed directly by the end user, without any difficulty using the touch screens or the VIEW app.
The only operation to be made by the installer or in remote control with the VIEW Pro app, is the logical association between the Hue lamps and the wired home automation control.

The **available functions** for Hue lamps control are:
- colour and brightness control (RGBW);
- dynamic white control (change of the light temperature);
- scenarios recall.

In addition, the wireless controls without batteries, based on **Energy Harvesting technological engine** and developed conform to the Friends of Hue program, enable to expand the Hue lighting control functions in total freedom, maintaining the aesthetic coordination and functional integration with the wired home automation system (wireless controls must be configured with the Philips Hue app and can only be used to control the associated lamps).

IP 10" PoE touch screen

Example of integration of By-me Plus system with Philips Hue and with Friends of HUE controls for radiofrequency extension.

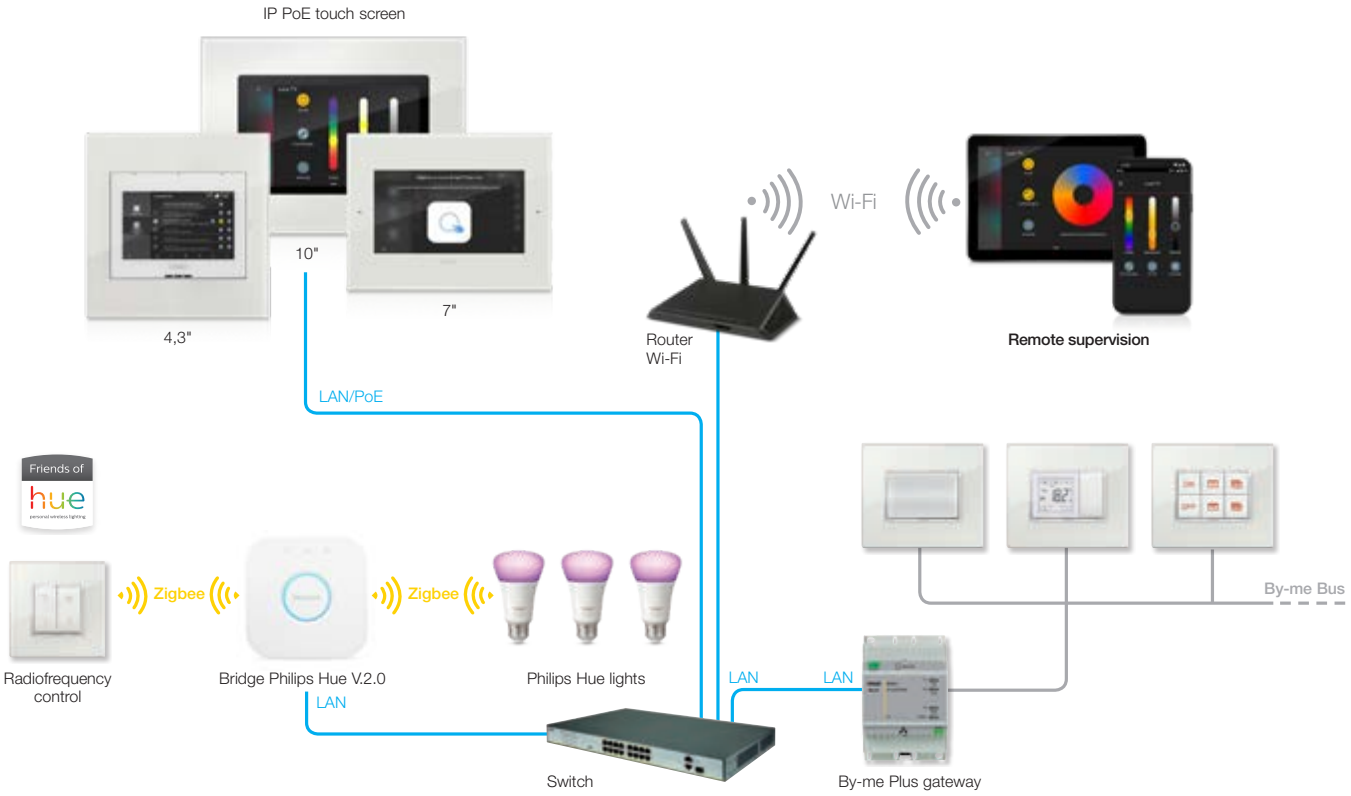

Integration with DALI system.

The DALI technology natively integrates into VIEW IoT Smart Systems platform thanks to the use of IP-DALI (art. 01419) gateway together with home automation gateway (art. 01410 or 01411), that manages the controls and the scenarios of By-me Plus.

The DALI gateway, working as "controller", self-addresses the control of the DALI lamps without using special tool.

It is possible managing **until to 64 DALI lamps**, controllable directly from By-me Plus devices and in lighting scenarios.

The **compatibility with new DALI 2.0 standard** enables to manage the light temperature and the dynamic white, this functions are enjoyed for realizing comfort during the day or for calibrate the light temperature of different lighting fittings to harmonise the lighitng in the environments.

By-me Plus integration with DALI systems.

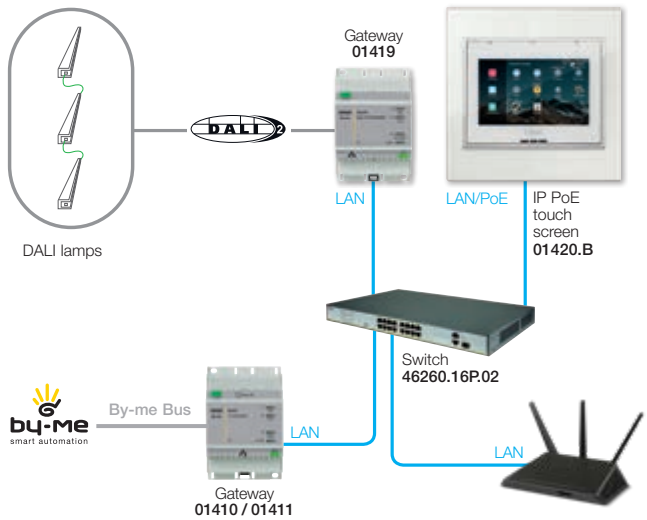

By-me Plus, open to KNX standard.

The interoperability of the Vimar systems, achieved by the implementation of international standards, IP connectivity and Cloud services, always ensures the utmost in terms of synergy and partnership with the main brands operating in similar markets to that of electrical systems. To offer a comprehensive service, based on integration.

By-me Plus is a system is based on the same principles as the KNX, this system is in fact "**open**", and can therefore be integrated physically (with the same Bus), as well as with KNX systems through **datapoints(DP)** (protocol defined by the "*Interworking*" model of the KNX standard), also with third party systems using the wide range of interfaces and gateways available on the market.
The datapoints are implemented in the By-me system as *Group Objects* in line with what defined in the KNX architecture.

By-me Plus integration ("open" system) with other systems via KNX.

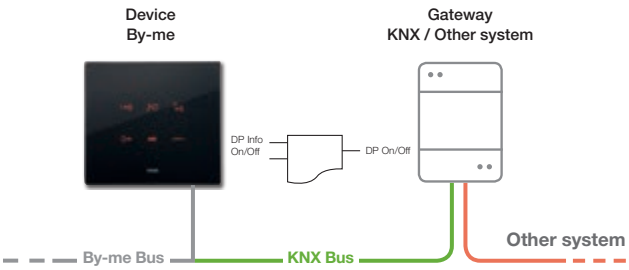

Another strength of the By-me system is the possibility to use the same access protocol used by the KNX, ensuring coexistence as well as dialogue among the devices in the same physical network.

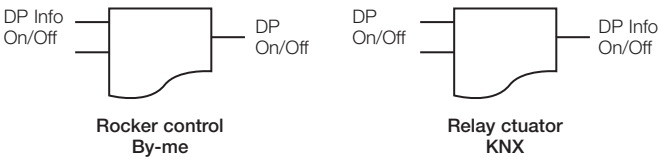

it is possible to use By-me devices to cooperate with devices conforming to the KNX standard, and select them from the list of **datapoints** and **functional units** implemented by the individual devices.

To be able to use the *objects* made available by the By-me devices we need to be able to link them to the *objects* of other devices. THElink between the *Vimar objects* and other KNX devices is defined via the ETS software, defining the groups on which the KNX devices work to ensure that they are the same as those used by the By-me Plus devices

By-me Plus, open to IP.

By-me Plus is open to integrations with third party systems also thanks to the **IP PoE touch screens** (01425, 01422 and 01420): they are supervisors equipped with Vimar operating systems and preloaded applications with the possibility of opening web views on specific IP addresses to view pages of third party systems with IP gateways. Additionally, thanks to the **IP connector protocol** available in home automation gateway (art. 01410 or 01411), the system integrators can read statuses and send commands via an IP device.

Supervision

▲ 01425
10" IP colour touch screen, used as a home automation system supervisor, IP/Due Fili Plus internal video entryphone, IP video camera and CCTV system manager, power supply PoE or 12-30 Vdc, surface mounting with bracket on round, 3-module (horizontal or vertical), 8-module (4+4) or Britisch standard square mounting box, black

21665.11
Aluminium
Dimensions: 345x250 mm

21665.70
White diamond
Dimensions: 345x250 mm

21665.76
Black diamond
Dimensions: 345x250 mm

▲ 01422
Touch screen with 7" IP capacitive colour display, used as a home automation system supervisor, IP/Due Fili Plus internal video entryphone, IP video camera and CCTV system manager, power supply PoE or 12-30 Vdc, surface mounting with bracket on round, 3-module (horizontal or vertical), 8-module (4+4) or Britisch standard square mounting box, black

▲ 01422.B
Touch screen with 7" IP capacitive colour display, used as a home automation system supervisor, IP/Due Fili Plus internal video entryphone, IP video camera and CCTV system manager, power supply PoE or 12-30 Vdc, surface mounting with bracket on round, 3-module (horizontal or vertical), 8-module (4+4) or Britisch standard square mounting box, white

▲ 01420
Touch screen with 4,3" IP capacitive colour display, used as a home automation system supervisor, IP/Due Fili Plus internal video entryphone, IP video camera and CCTV system manager, power supply PoE or 12-30 Vdc, with built-in 8 (4+4)-module mounting frame, to be completed with Eikon, Arké or Plana cover plate, black

▲ 01420.B
Touch screen with 4,3" IP capacitive colour display, used as a home automation system supervisor, IP/Due Fili Plus internal video entryphone, IP video camera and CCTV system manager, power supply PoE or 12-30 Vdc, with built-in 8 (4+4)-module mounting frame, to be completed with Eikon, Arké or Plana cover plate, white

▲ 01420.BN
Touch screen with 4,3" IP capacitive colour display, used as a home automation system supervisor, IP/Due Fili Plus internal video entryphone, IP video camera and CCTV system manager, power supply PoE or 12-30 Vdc, with built-in 8 (4+4)-module mounting frame, to be completed with Eikon, Arké or Plana cover plate, neutral

VIEW IoT Smart Systems

Platform devices

EIKON	ARKÉ	PLANA

IP gateway and infrastructure devices

App **VIEW** and **VIEW Pro****

▲ 01410

IoT gateway for By-me Plus home automation system, via IP/LAN network, Cloud and app for smartphone, tablet, PC or IP supervision touch screens, **light version** for max 32 devices, 4 x 17,5 mm modules

App **VIEW** and **VIEW Pro****

▲ 01411

IoT gateway for By-me Plus home automation system, via IP/LAN network, Cloud and app for smartphone, tablet, PC or IP supervision touch screens, 4 x 17,5 mm modules

App **VIEW** and **VIEW Pro****

▲ 01415

IoT gateway for Due Fili Plus video door entry system with IP/LAN network, Cloud and App for smartphone, tablet, PC or supervision touch screens, 6 x 17,5 mm modules

App **VIEW** and **VIEW Pro****

▲ 01416

IoT router for IP video door entry system with IP/LAN network,Cloud and App for smartphone, tablet, PC or IP supervision touch screens, 4 x 17,5 mm modules



App **VIEW** and **VIEW Pro****

▲ 01712.1

IoT gateway for By-alarm burglar alarm system with IP/LAN, Cloud and App for smartphone, tablet, PC or touch screen supervisor

01831.1

Supply unit 12 Vdc 1250 mA output, 100-240 V~ 50/60 Hz, 1 x 17,5 mm module

Wi-Fi access point

20195

Wi-Fi 72,2 Mb/s access point with 2 10-100 Mb/s LAN ports, input for remote Wi-Fi radio on/off push button, supply voltage 230 V~ 50/60 Hz, grey - 2 modules. Depth: 41 mm

20195.B

Wi-Fi 72,2 Mb/s access point with 2 10-100 Mb/s LAN ports, input for remote Wi-Fi radio on/off push button, supply voltage 230 V~ 50/60 Hz, white - 2 modules. Depth: 41 mm

19195

Wi-Fi 72,2 Mb/s access point with 2 10-100 Mb/s LAN ports, input for remote Wi-Fi radio on/off push button, supply voltage 230 V~ 50/60 Hz, grey - 2 modules. Depth: 40,7 mm

19195.B

Wi-Fi 72,2 Mb/s access point with 2 10-100 Mb/s LAN ports, input for remote Wi-Fi radio on/off push button, supply voltage 230 V~ 50/60 Hz, white - 2 modules. Depth: 40,7 mm

14195

Wi-Fi 72,2 Mb/s access point with 2 10-100 Mb/s LAN ports, input for remote Wi-Fi radio on/off push button, supply voltage 230 V~ 50/60 Hz, white - 2 modules. Depth: 40 mm

14195.SL

Wi-Fi 72,2 Mb/s access point with 2 10-100 Mb/s LAN ports, input for remote Wi-Fi radio on/off push button, supply voltage 230 V~ 50/60 Hz, Silver - 2 modules. Depth: 40 mm

20195.N

Wi-Fi 72,2 Mb/s access point with 2 10-100 Mb/s LAN ports, input for remote Wi-Fi radio on/off push button, supply voltage 230 V~ 50/60 Hz, Next - 2 modules. Depth: 41 mm

19195.M

Wi-Fi 72,2 Mb/s access point with 2 10-100 Mb/s LAN ports, input for remote Wi-Fi radio on/off push button, supply voltage 230 V~ 50/60 Hz, Metal - 2 modules. Depth: 40,7 mm

** App available for iOS and Android operating system, free download from Apple Store and da Google Play.

VIEW IoT Smart Systems

By-me Plus devices

Infrastructure devices

01468
Logic unit for logic, mathematical, timing and messaging functions, 1 x 17,5 mm modules

01400
Supply unit, 29 Vdc 400 mA output, 230 V~ 50/60 Hz, 2 x 17,5 mm modules

01401
Supply unit, 29 Vdc 1280 mA output, 120-230 V~ 50/60 Hz, 8 x 17,5 mm modules

01830
Supply unit 12 Vdc output, 120-230 V~ 50/60 Hz, 4 x 17,5 mm modules

01845.1
Line coupler, 2 x 17,5 mm modules

Cables and accessories

01840.C
Bus system cable, 2x0,50 mm², with LSZH sheath, CPR Cca s1b d1 a1 class, suitable for I category cables (U0 = 400 V), yellow - 100 m

01840.E
Bus system cable, 2x0,50 mm², with LSZH sheath, CPR Eca class, suitable for I category cables (U0 = 400 V), white - 100 m

01841.E
Bus system cable, 2x0,50 mm², shielded, with LSZH sheath, CPR Eca class, suitable for I category cables (U0 = 400 V), for marine application, white - 100 m

01839
Removable 2 screw terminals, for Bus system

Flush mounting supply units

20580
Supply unit, 32 Vdc 100 mA output, 110-230 V~ 50/60 Hz, grey. Depth: 40 mm

20580.B
Supply unit, 32 Vdc 100 mA output, 110-230 V~ 50/60 Hz, white. Depth: 40 mm

20580.N
Supply unit, 32 Vdc 100 mA output, 110-230 V~ 50/60 Hz, Next. Depth: 40 mm

19580
Supply unit, 32 Vdc 100 mA output, 110-230 V~ 50/60 Hz, grey. Depth: 40 mm

19580.B
Supply unit, 32 Vdc 100 mA output, 110-230 V~ 50/60 Hz, white. Depth: 40 mm

19580.M
Supply unit, 32 Vdc 100 mA output, 110-230 V~ 50/60 Hz, Metal. Depth: 40 mm

14580
Supply unit, 32 Vdc 100 mA output, 110-230 V~ 50/60 Hz, white. Depth: 39 mm

14580.SL
Supply unit, 32 Vdc 100 mA output, 110-230 V~ 50/60 Hz, Silver. Depth: 39 mm

Control and functions

Eikon Tactil controls

▲ 21520.1
4 independent push buttons or 2 rocker buttons, 4 independent RGB LEDs - 2 modules. Depth: 38 mm

Δ 21520
4 programmable buttons for 2 single controls or scenes - 2 modules. Depth: 38 mm

▲ 21540.1
6 independent push buttons or 3 rocker buttons, 6 independent RGB LEDs - 3 modules. Depth: 38 mm

Δ 21540
6 programmable buttons for 3 single controls or scenes - 3 modules. Depth: 38 mm

21847
8 stickers sheets with symbols and words for customization of standard function for Eikon Tactil controls

21847.1
4 sheets with labels featuring symbols and wording for external/internal hotel room or cabin functions for Eikon Tactil controls

21847.2
4 stickers sheets with symbols and words for customization of standard function for Eikon Tactil controls

▲ New article ■ New article, contact the commercial network for further information Δ Available until stocks last * Not to be used in European Countries

Control and functions

Eikon Exé Flat controls

▲ 01480.AX
4-button, visible in darkness with RGB LED brightness adjustment - 2 modules
Depth: 21,5 mm

▲ 01485.AX
6-button, visible in darkness with RGB LED brightness adjustment - 2 modules
Depth: 21,5 mm

Interchangeable half-buttons for Eikon Exé Flat controls - 1 module

▲ 22751.01
No symbol, white

▲ 22751.03
No symbol, grey

▲ 22751.11
No symbol, nickel

▲ 22751.12
No symbol, bronze

▲ 22751.82
No symbol, gold

▲ 22751.0.01
No symbol, customisable[2], white

▲ 22751.0.03
No symbol, customisable[2], grey

▲ 22751.0.11
No symbol, customisable[2], nickel

▲ 22751.0.12
No symbol, customisable[2], bronze

▲ 22751.0.82
No symbol, customisable[2], gold

▲ 22751.1.01
ON/OFF, white

▲ 22751.1.03
ON/OFF, grey

▲ 22751.1.11
ON/OFF, nickel

▲ 22751.1.12
ON/OFF, bronze

▲ 22751.1.82
ON/OFF, gold

▲ 22751.2.01
Arrows, white

▲ 22751.2.03
Arrows, grey

▲ 22751.2.11
Arrows, nickel

▲ 22751.2.12
Arrows, bronze

▲ 22751.2.82
Arrows, gold

▲ 22751.3.01
Regulation, white

▲ 22751.3.03
Regulation, grey

▲ 22751.3.11
Regulation, nickel

▲ 22751.3.12
Regulation, bronze

▲ 22751.3.82
Regulation, gold

[2] To customise Eikon Exé Flat buttons, please contact the commercial network

VIEW IoT Smart Systems

By-me Plus devices

EIKON | ARKÉ | PLANA

Control and functions

Eikon, Arké and Plana controls

01480
4-button - 2 modules

01480.TR
As above, tropicalized.
Depth: 20 mm

01481
4-button + NO 16 A 120-240 V~ 50/60 Hz relay output - 2 modules.
Depth: 37 mm

01482
4-button + actuator for laths orientation, with relay output for cosφ 0,6 2 A 120-240 V~ 50/60 Hz motor - 2 modules.
Depth: 37 mm

01485
6-button - 3 modules

01485.TR
As above, tropicalized.
Depth: 20 mm

01486
6-button + NO 16 A 120-240 V~ 50/60 Hz relay output - 3 modules
Depth: 37 mm

01487
6-button + actuator for laths orientation, with relay output for cosφ 0,6 2 A 120-240 V~ 50/60 Hz motor - 3 modules.
Depth: 37 mm

▲ 01488
4-button + 240 V~ 50/60 Hz cutting-edge dimmer for 40-200 W incadescent lamps, 40-300 VA at 240 V~ and 20-150 VA at 120 V~ electronic transformers, 10-200 W at 240 V~, 5-100 W at 120 V~ CFL lamps, 3-200 W at 240 V~, 3-100 W at 120 V~ LED lamps, RGB LED location in darkness with brightness control - 2 modules.
Depth: 37 mm

▲ 01489
4-button, 1 0/1-10 V SELV output, 1 NO 2 A 120-240 V~ 50/60 Hz relay output for ballast and LED driver, visible in darkness with RGB LED brightness adjustment - 2 modules.
Depth: 37 mm

Interchangeable half-buttons for controls - 1 module

20751
No symbol, customisable[1], grey

20751.B
No symbol, customisable[1], white

20751.N
No symbol, customisable[1], Next

19751
No symbol, customisable[1], grey

19751.B
No symbol, customisable[1], white

19751.M
No symbol, customisable[1], Metal

14751
No symbol, customisable[1], white

14751.SL
No symbol, customisable[1], Silver



20751.0
Fixed, grey

20751.0.B
Fixed, white

20751.0.N
Fixed, Next

19751.0
Fixed, grey

19751.0.B
Fixed, white

19751.0.M
Fixed, Metal

14751.0
Fixed, white

14751.0.SL
Fixed, Silver

20751.1
ON/OFF, grey

20751.1.B
ON/OFF, white

20751.1.N
ON/OFF, Next

19751.1
ON/OFF, grey

19751.1.B
ON/OFF, white

19751.1.M
ON/OFF, Metal

14751.1
ON/OFF, white

14751.1.SL
ON/OFF, Silver

▲ New article ■ New article, contact the commercial network for further information Δ Available until stocks last * Not to be used in European Countries

VIEW IoT Smart Systems

By-me Plus devices

EIKON	ARKÉ	PLANA

Control and functions

Interchangeable half-buttons for controls - 1 module



EIKON			ARKÉ			PLANA	
20751.2 Arrows, grey	**20751.2.B** Arrows, white	**20751.2.N** Arrows, Next	**19751.2** Arrows, grey	**19751.2.B** Arrows, white	**19751.2.M** Arrows, Metal	**14751.2** Arrows, white	**14751.2.SL** Arrows, Silver
20751.3 Regulation, grey	**20751.3.B** Regulation, white	**20751.3.N** Regulation, Next	**19751.3** Regulation, grey	**19751.3.B** Regulation, white	**19751.3.M** Regulation, Metal	**14751.3** Regulation, white	**14751.3.SL** Regulation, Silver

Interchangeable half-buttons for controls - 2 modules

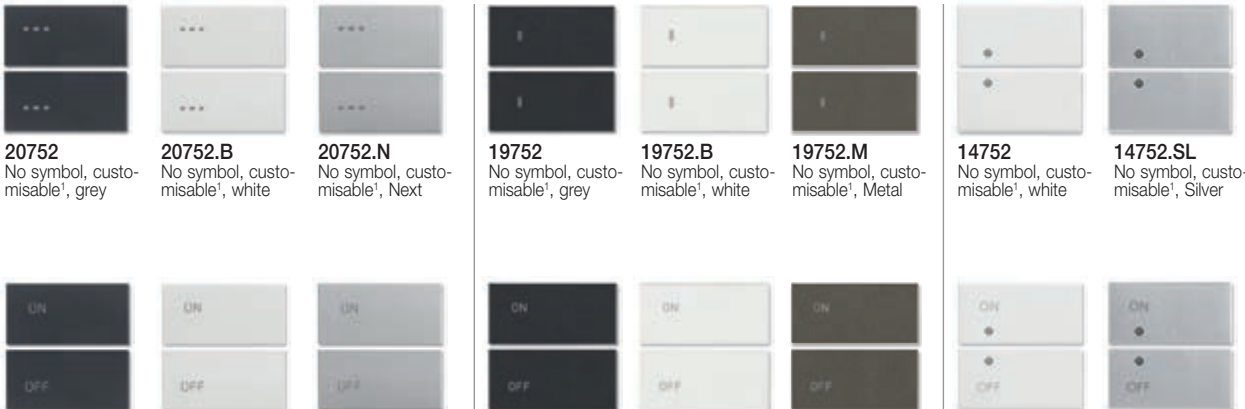

EIKON			ARKÉ			PLANA	
20752 No symbol, custo-misable[1], grey	**20752.B** No symbol, custo-misable[1], white	**20752.N** No symbol, custo-misable[1], Next	**19752** No symbol, custo-misable[1], grey	**19752.B** No symbol, custo-misable[1], white	**19752.M** No symbol, custo-misable[1], Metal	**14752** No symbol, custo-misable[1], white	**14752.SL** No symbol, custo-misable[1], Silver
20752.1 ON/OFF, grey	**20752.1.B** ON/OFF, white	**20752.1.N** ON/OFF, Next	**19752.1** ON/OFF, grey	**19752.1.B** ON/OFF, white	**19752.1.M** ON/OFF, Metal	**14752.1** ON/OFF, white	**14752.1.SL** ON/OFF, Silver
20752.2 Arrows, grey	**20752.2.B** Arrows, white	**20752.2.N** Arrows, Next	**19752.2** Arrows, grey	**19752.2.B** Arrows, white	**19752.2.M** Arrows, Metal	**14752.2** Arrows, white	**14752.2.SL** Arrows, Silver
20752.3 Regulation, grey	**20752.3.B** Regulation, white	**20752.3.N** Regulation, Next	**19752.3** Regulation, grey	**19752.3.B** Regulation, white	**19752.3.M** Regulation, Metal	**14752.3** Regulation, white	**14752.3.SL** Regulation, Silver

[1] For the customisation of the buttons, see page 64

VIEW IoT Smart Systems

By-me Plus devices

EIKON	ARKÉ	IDEA	PLANA

Control and functions

Detectors

20485
Passive infrared motion detector, grey.
Depth: 26,5 mm

20485.B
Passive infrared motion detector, white.
Depth: 26,5 mm

19485
Passive infrared motion detector, grey.
Depth: 26,2 mm

19485.B
Passive infrared motion detector, white.
Depth: 26,2 mm

16935
Passive infrared motion detector, grey.
Depth: 26 mm

16935.B
Passive infrared motion detector, white.
Depth: 26 mm

14485
Passive infrared motion detector, white.
Depth: 25,5 mm

14485.SL
Passive infrared motion detector, Silver.
Depth: 25,5 mm

20485.N
Passive infrared motion detector, Next.
Depth: 26,5 mm

19485.M
Passive infrared motion detector Metal.
Depth: 26,2 mm

20486
Orientable passive infrared motion detector, grey.
Depth: 26,5 mm

20486.B
Orientable passive infrared motion detector, white.
Depth: 26,5 mm

19486
Orientable passive infrared motion detector, grey.
Depth: 26,5 mm

19486.B
Orientable passive infrared motion detector, white.
Depth: 26,5 mm

20486.N
Orientable passive infrared motion detector, Next.
Depth: 26,5 mm

19486.M
Orientable passive infrared motion detector, Metal.
Depth: 26,5 mm

01828
Mini passive infrared motion detector, for surface mounting, white

In/out interfaces

Δ 20515
Interface for traditional devices 230 V~ or 12-24 Vac/dc, grey - 2 modules.
Depth: 37 mm

Δ 20515.B
Interface for traditional devices 230 V~ or 12-24 Vac/dc, white - 2 modules.
Depth: 37 mm

Δ 19515
Interface for traditional devices 230 V~ or 12-24 Vac/dc, grey - 2 modules.
Depth: 36,7 mm

Δ 19515.B
Interface for traditional devices 230 V~ or 12-24 Vac/dc, white - 2 modules.
Depth: 36,7 mm

16955
Interface for traditional devices 230 V~ or 12-24 Vac/dc, grey - 2 modules.
Depth: 36,5 mm

16955.B
Interface for traditional devices 230 V~ or 12-24 Vac/dc, white - 2 modules.
Depth: 36,5 mm

Δ 14515
Interface for traditional devices 230 V~ or 12-24 Vac/dc, white - 2 modules.
Depth: 36 mm

Δ 14515.SL
Interface for traditional devices 230 V~ or 12-24 Vac/dc, Silver - 2 modules.
Depth: 36 mm

Δ 20515.N
Interface for traditional devices 230 V~ or 12-24 Vac/dc, Next - 2 modules.
Depth: 37 mm

▲ New article ■ New article, contact the commercial network for further information Δ Available until stocks last * Not to be used in European Countries

VIEW IoT Smart Systems

By-me Plus devices

EIKON	ARKÉ	IDEA	PLANA

Control and functions

In/out interfaces

20518
Interface for 2 traditional devices, grey. Depth: 40 mm

20518.B
Interface for 2 traditional devices, white. Depth: 40 mm

20518.N
Interface for 2 traditional devices, Next. Depth: 40 mm

19518
Interface for 2 traditional devices, grey. P.tà: 39,5 mm

19518.B
Interface for 2 traditional devices, white. P.tà: 39,5 mm

19518.M
Interface for 2 traditional devices, Metal. P.tà: 39,5 mm

16958
Interface for 2 traditional devices, grey. Depth: 39,5 mm

16958.B
Interface for 2 traditional devices, white. Depth: 39,5 mm

14518
Interface for 2 traditional devices, white. Depth: 39 mm

14518.SL
Interface for 2 traditional devices, Silver. Depth: 39 mm

20534
Actuator with 6 A 120-230 V~ change-over relay output, grey. Depth: 40 mm

20534.B
Actuator with 6 A 120-230 V~ change-over relay output, white. Depth: 40 mm

20534.N
Actuator with 6 A 120-230 V~ change-over relay output, Next. Depth: 40 mm

19534
Actuator with 6 A 120-230 V~ change-over relay output, grey. P.tà: 39,5 mm

19534.B
Actuator with 6 A 120-230 V~ change-over relay output, white. P.tà: 39,5 mm

19534.M
Actuator with 6 A 120-230 V~ change-over relay output, Metal. P.tà: 39,5 mm

16974
Actuator with 6 A 120-230 V~ change-over relay output, grey. Depth: 39,5 mm

16974.B
Actuator with 6 A 120-230 V~ change-over relay output, white. Depth: 39,5 mm

14534
Actuator with 6 A 120-230 V~ change-over relay output, white. Depth: 39 mm

14534.SL
Actuator with 6 A 120-230 V~ change-over relay output, Silver. Depth: 39 mm

20535
Actuator with 16 A 120-230 V~ change-over relay output, grey - 2 modules. Depth: 37 mm

20535.B
Actuator with 16 A 120-230 V~ change-over relay output, white - 2 modules. Depth: 37 mm

19535
Actuator with 16 A 120-230 V~ change-over relay output, grey - 2 modules. Depth: 36,7 mm

19535.B
Actuator with 16 A 120-230 V~ change-over relay output, white - 2 modules. Depth: 36,7 mm

16975
Actuator with 16 A 120-230 V~ change-over relay output, grey - 2 modules. Depth: 36,5 mm

16975.B
Actuator with 16 A 120-230 V~ change-over relay output, white - 2 modules. Depth: 36,5 mm

14535
Actuator with 16 A 120-230 V~ change-over relay output, white - 2 modules. Depth: 36 mm

14535.SL
Actuator with 16 A 120-230 V~ change-over relay output, Silver - 2 modules. Depth: 36 mm

20535.N
Actuator with 16 A 120-230 V~ change-over relay output, Next - 2 modules. Depth: 37 mm

19535.M
Actuator with 16 A 120-230 V~ change-over relay output, Metal - 2 modules. Depth: 36,7 mm

01475
3 programmable digital inputs module for contacts without potential, 3 LED control outputs, By-me home automation, for flush mounting (backside)

01476
2 programmable digital inputs module for contacts without potential, 1 relay output for roller blind laths positioning, relay for cosφ 0,6 2 A 120-230 V~ motor, 2 LED control outputs, By-me home automation, for flush mounting (backside)

01477
2 programmable digital inputs module for contacts without potential, 1 NO 10 A 120-230 V~ 50/60 Hz light control relay output, 2 LED control outputs, By-me home automation, for flush mounting (backside)

VIEW IoT Smart Systems

By-me Plus devices

EIKON	ARKÉ	PLANA

Control and functions

In/out interfaces

20584.1
Interface for By-me commands transmission to IR receiver, with 3 m of cable, grey.
Depth: 40 mm

20584.1.B
Interface for By-me commands transmission to IR receiver, with 3 m of cable, white.
Depth: 40 mm

19584.1
Interface for By-me commands transmission to IR receiver, with 3 m of cable, grey.
Depth: 39 mm

19584.1.B
Interface for By-me commands transmission to IR receiver, with 3 m of cable, white. Depth: 39 mm

14584.1
Interface for By-me commands transmission to IR receiver, with 3 m of cable, grey.
Depth: 39 mm

14584.1.SL
Interface for By-me commands transmission to IR receiver, with 3 m of cable, Silver.
Depth: 39 mm

20584.1.N
Interface for By-me commands transmission to IR receiver, with 3 m of cable, Next.
Depth: 40 mm

19584.1.M
Interface for By-me commands transmission to IR receiver, with 3 m of cable, Metal.
Depth: 39 mm

Interfaces, actuators and dimmer

▲ 01417
Actuator + RGB (W) dimmer, 4 PWM outputs up to 5 A 12-48 Vdc with steady voltage control, brightness adjustment of max 4 monochrome LED or RGB (W) LED strips/spotlights or Dynamic White LED strips/spotlights, 1 NO 6 A 120-240 V~ relay output for LED power units, local control push button, 4 x 17,5 mm modules

▲ 01418
Dimmer, 120-240 V~ 50/60 Hz, cutting-edge phase, 2 outputs for 40-300 W at 240 V~, 20-150 W at 120 V~ incandescent lamps, 40-300 VA at 240 V~, 20-150 VA at 120 V~ electronic transformers, CFL 10-200 W at 240 V~, 5-100 W at 120 V~ CFL lamps, 3-200 W at 240 V~, 3-100 W at 120 V~ LED lamps, local control push button, fuse protection, 4 x 17,5 mm modules

▲ 01466.1
Actuator with 4 (0)4-20 mA or 0-10 V proportional analogue outputs with max scalable voltage output, 120-230 V~ 50/60 Hz, 4 x 17,5 mm modules.
Combined with By-me temperature sensors and thermostats, it allows you to make a modulating room thermostat in class V (3% contribution).
Combined with relay actuator, it allows the management of lamps controlled by driver 0/1-10 V

01467
Device with 3 analogue signal inputs, 1 0-10 V or 4-20 mA input, 1 NTC sensor input, 1 brightness sensor 01530 input, 2 x 17,5 mm modules

01850.2
Actuator with 16 A 120-230 V~ changeover relay output + push button for manual operating, 2 x 17,5 mm modules

Δ 01870
MASTER dimmer, 40-500 W, 40-300 VA, CFL 10-200 W, LED 3-200 W, 230 V~, 4 x 17,5 mm modules

Δ 01870.120
As above, 120 V~

01470.1
Pre-program 9-input and 8-output module, NO 16 A 120-230 V~ 50/60 Hz relay outputs, light control, roller blind laths positioning and local control functions, 6 x 17,5 mm modules

01471
4 16 A 120-230 V~ change-over relay outputs actuator, programmable for light control, roller blind laths positioning, fan-coil and local control, 4 x 17,5 mm modules

01975
Actuator with 1-10 Vdc 30 mA output for LED control, 120-230 V~ 2,5 A change-over relay output, 120-230 V~ 50/60 Hz, 3 x 17,5 mm modules

01976
Actuator with 1-10 Vdc 30 mA output for LED control, 12-24 V 10 A relay output, 12-24 V~ 50/60 Hz or 12-24 Vdc, 3 x 17,5 mm modules

▲ New article ■ New article, contact the commercial network for further information Δ Available until stocks last * Not to be used in European Countries

VIEW IoT Smart Systems

By-me Plus devices

EIKON	ARKÉ	PLANA

Control and functions

Electronic supply units and transformers

01874
230 V~ 50 Hz for LED strip modules 12/24 Vdc, dimmable with MASTER dimmers (not for 230 V~ LED lamps and 0-10 V and 1-10 V ballast)

01874.120
As above, 120 V~

01875
230 V~ 50 Hz for LED strip modules 350/500/700 mA, dimmable with MASTER dimmers (not for 230 V~ LED lamps and 0-10 V and 1-10 V ballast)

01875.120
As above, 120 V~

01876
230 V~ 50 Hz for RGB LED modules 12/24 Vdc, dimmable with RGB and FADING-SHOW dimmers

01876.120
As above, 120 V~

Δ 01877
By-me multivoltage driver 230 V~ 50 Hz for RGB LED modules 12/24 Vdc

Δ 01877.120
As above, 120 V~

System extension with EnOcean® wireless technology (868 MHz)

03955
4-button flat device with RF transmission, 868 MHz, **EnOcean®** standard, energy harvesting supply powered by built-in electrodynamic generator, to complete with buttons - 2 modules. Depth: 3,5 mm

▲ 01796.2
Multi-function actuator with relay output NO 10 A 230 V~ programmable with switch function for local control, transferable local input as ON/OFF control for other **EnOcean®** actuators, 230 V~ 50/60 Hz power supply.

▲ 21507.1
Frame for Eikon Evo 2-module cover plates, grey

Δ 21507
As above, grey

▲ 21507.1.B
Frame for Eikon Evo 2-module cover plates, white

Δ 21507.B
As above, white

▲ 22507
Frame for Eikon Exé 2-module cover plates, grey

▲ 22507.B
Frame for Eikon Exé 2-module cover plates, white



20507
Frame for Eikon 2-central-module or 2-module cover plates, grey

20507.B
Frame for Eikon 2-central-module or 2-module cover plates, white



19507
Frame for Arké 2-central-module or 2-module cover plates, grey

19507.B
Frame for Arké 2-central-module or 2-module cover plates, white

▲ 19507.CL
Frame for Arké Classic 2-module cover plates, grey

▲ 19507.CL.B
Frame for Arké Classic 2-module cover plates, white

▲ 19507.RN
Frame for Arké Round 2-module cover plates, grey

▲ 19507.RN.B
Frame for Arké Round 2-module cover plates, white



20507
Frame for Plana 2-central-module or 2-module cover plates, grey

20507.B
Frame for Plana 2-central-module or 2-module cover plates, white

▲ 14507
Frame for Plana 2-module cover plates, white

VIEW IoT Smart Systems

By-me Plus devices

EIKON	ARKÉ	PLANA

System extension with EnOcean® wireless technology (868 MHz)

20506
Pair of 1-module buttons for RF devices, customisable[1], grey

20506.B
Pair of 1-module buttons for RF devices, customisable[1], white

20506.N
Pair of 1-module buttons for RF devices, customisable[1], Next

19506
Pair of 1-module buttons for RF devices, customisable[1], grey

19506.B
Pair of 1-module buttons for RF devices, customisable[1], white

19506.M
Pair of 1-module buttons for RF devices, customisable[1], Metal

14506
Pair of 1-module buttons for RF devices, customisable[1], white

14506.SL
Pair of 1-module buttons for RF devices, customisable[1], Silver

20506.2
2-module button for RF devices, customisable[1], grey

20506.2.B
2-module button for RF devices, customisable[1], white

20506.2.N
2-module button for RF devices, customisable[1], Next

19506.2
2-module button for RF devices, customisable[1], grey

19506.2.B
2-module button for RF devices, customisable[1], white

19506.2.M
2-module button for RF devices, customisable[1], Metal

14506.2
2-module button for RF devices, customisable[1], white

14506.2.SL
2-module button for RF devices, customisable[1], Silver

20508
EnOcean® Bus interface, grey - 2 modules. Depth: 26,5 mm

20508.B
EnOcean® Bus interface, white - 2 modules. Depth: 26,5 mm

20508.N
EnOcean® Bus interface, Next - 2 modules. Depth: 26,5 mm

19508
EnOcean® Bus interface, grey - 2 modules. Depth: 26,2 mm

19508.B
EnOcean® Bus interface, white - 2 modules. Depth: 26,2 mm

19508.M
EnOcean® Bus interface, Metal - 2 modules. Depth: 26,2 mm

14508
EnOcean® Bus interface, white - 2 modules. Depth: 25,5 mm

14508.SL
EnOcean® Bus interface, Silver - 2 modules. Depth: 25,5 mm

▲ New article ■ New article, contact the commercial network for further information Δ Available until stocks last * Not to be used in European Countries

VIEW IoT Smart Systems

By-me Plus devices

EIKON	ARKÉ	PLANA

Sound system

20582
Audio input with 2 RCA connectors, automatic volume adjustment, incorporated line terminator, grey
- 2 modules
Depth: 37 mm

20582.B
Audio input with 2 RCA connectors, automatic volume adjustment, incorporated line terminator, white
- 2 modules
Depth: 37 mm

20582.N
Audio input with 2 RCA connectors, automatic volume adjustment, incorporated line terminator, Next
- 2 modules
Depth: 37 mm

19582
Audio input with 2 RCA connectors, automatic volume adjustment, incorporated line terminator, grey
- 2 modules
Depth: 36,7 mm

19582.B
Audio input with 2 RCA connectors, automatic volume adjustment, incorporated line terminator, white
- 2 modules
Depth: 36,7 mm

19582.M
Audio input with 2 RCA connectors, automatic volume adjustment, incorporated line terminator, Metal
- 2 modules
Depth: 36,7 mm

14582
Audio input with 2 RCA connectors, automatic volume adjustment, incorporated line terminator, white
- 2 modules
Depth: 36 mm

14582.SL
Audio input with 2 RCA connectors, automatic volume adjustment, incorporated line terminator, Silver
- 2 modules
Depth: 36 mm

20583
Spring connector for speaker, grey.
Depth: 19,4 mm

20583.B
Spring connector for speaker, white.
Depth: 19,4 mm

20583.N
Spring connector for speaker, Next.
Depth: 19,4 mm

19583
Spring connector for speaker, grey.
Depth: 18,9 mm

19583.B
Spring connector for speaker, white.
Depth: 18,9 mm

19583.M
Spring connector for speaker, Metal.
Depth: 18,9 mm

14583
Spring connector for speaker, white.
Depth: 18,4 mm

14583.SL
Spring connector for speaker, Silver.
Depth: 18,4 mm

Bluetooth

20589[2]
Bluetooth® interface, storing up to 8 mobile devices, grey - 2 modules
Depth: 36 mm

Bluetooth

20589.B[2]
Bluetooth® interface, storing up to 8 mobile devices, white - 2 modules
Depth: 36 mm

Bluetooth

20589.N[2]
Bluetooth® interface, storing up to 8 mobile devices, Next - 2 modules
Depth: 36 mm

Bluetooth

19589[2]
Bluetooth® interface, storing up to 8 mobile devices, grey - 2 modules
Depth: 36,7 mm

Bluetooth

19589.B[2]
Bluetooth® interface, storing up to 8 mobile devices, white - 2 modules
Depth: 36,7 mm

Bluetooth

19589.M[2]
Bluetooth® interface, storing up to 8 mobile devices, Metal - 2 modules
Depth: 36,7 mm

Bluetooth

14589[2]
Bluetooth® interface, storing up to 8 mobile devices, white - 2 modules
Depth: 37 mm

Bluetooth

14589.SL[2]
Bluetooth® interface, storing up to 8 mobile devices, Silver - 2 modules
Depth: 37 mm

Bluetooth

20590[2]
4+4 W RMS stereo amplifier, 2 ouputs for 8 Ω sound diffusers with built-in Bluetooth® wireless technology receiver, 1 LINE IN, suppy voltage 12 Vdc, grey - 2 modules.
Depth: 36 mm

Bluetooth

20590.B[2]
4+4 W RMS stereo amplifier, 2 ouputs for 8 Ω sound diffusers with built-in Bluetooth® wireless technology receiver, 1 LINE IN, suppy voltage 12 Vdc, white - 2 modules.
Depth: 36 mm

Bluetooth

20590.N[2]
4+4 W RMS stereo amplifier, 2 ouputs for 8 Ω sound diffusers with built-in Bluetooth® wireless technology receiver, 1 LINE IN, suppy voltage 12 Vdc, Next - 2 modules.
Depth: 36 mm

Bluetooth

19590[2]
4+4 W RMS stereo amplifier, 2 ouputs for 8 Ω sound diffusers with built-in Bluetooth® wireless technology receiver, 1 LINE IN, suppy voltage 12 Vdc, grey - 2 modules.
Depth: 36,7 mm

Bluetooth

19590.B[2]
4+4 W RMS stereo amplifier, 2 ouputs for 8 Ω sound diffusers with built-in Bluetooth® wireless technology receiver, 1 LINE IN, suppy voltage 12 Vdc, white - 2 modules.
Depth: 36,7 mm

Bluetooth

19590.M[2]
4+4 W RMS stereo amplifier, 2 ouputs for 8 Ω sound diffusers with built-in Bluetooth® wireless technology receiver, 1 LINE IN, suppy voltage 12 Vdc, Metal - 2 modules.
Depth: 36,7 mm

Bluetooth

14590[2]
4+4 W RMS stereo amplifier, 2 ouputs for 8 Ω sound diffusers with built-in Bluetooth® wireless technology receiver, 1 LINE IN, suppy voltage 12 Vdc, white - 2 modules.
Depth: 36 mm

Bluetooth

14590.SL[2]
4+4 W RMS stereo amplifier, 2 ouputs for 8 Ω sound diffusers with built-in Bluetooth® wireless technology receiver, 1 LINE IN, suppy voltage 12 Vdc, Silver - 2 modules.
Depth: 36 mm

[1] For the customisation of the buttons, see page 64

[2] The article can be ordered with Bluetooth network customisation (see specifications on page 67)

Sound system

Microphones and tuners

20586
Microphone for selective or general call, voice activation function for monitoring children, grey - 2 modules.
Depth: 37 mm

20586.B
Microphone for selective or general call, voice activation function for monitoring children, white - 2 modules.
Depth: 37 mm

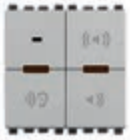

20586.N
Microphone for selective or general call, voice activation function for monitoring children, Next - 2 modules.
Depth: 37 mm

19586
Microphone for selective or general call, voice activation function for monitoring children, grey - 2 modules.
Depth: 37 mm

19586.B
Microphone for selective or general call, voice activation function for monitoring children, white - 2 modules.
Depth: 37 mm

19586.M
Microphone for selective or general call, voice activation function for monitoring children, Metal - 2 modules.
Depth: 37 mm

14586
Microphone for selective or general call, voice activation function for monitoring children, white - 2 modules.
Depth: 36 mm

14586.SL
Microphone for selective or general call, voice activation function for monitoring children, Silver - 2 modules.
Depth: 36 mm

01900
FM radio tuner with RDS, coaxial connector for external FM antenna, built-in line terminator, 2 x 17,5 mm modules

Amplifiers

01483
4-button, 1 LINE OUT output, RGB LED location in darkness with brightness control, to be completed with interchangeable 1- or 2-module half-buttons - 2 modules.
Depth: 37 mm

01484
4-button with 1 + 1 W RMS stereo amplifier, 2 x 8 Ω speaker outputs, RGB LED location in darkness with brightness control, to be completed with interchangeable 1- or 2-module half-buttons - 2 modules.
Depth: 37 mm

01901
Stereo amplifier, 2 outputs for sound diffusers 8 Ω 10+10 W, power supply 110-230 V~ 50/60 Hz, built-in line terminator, 6 x 17,5 mm modules

2 interchangeable half-buttons - 1 module

20751.4
I/O volume symbol, grey

20751.4.B
I/O volume symbol, white

20751.4.N
I/O volume symbol, Next

19751.4
I/O volume symbol, grey

19751.4.B
I/O volume symbol, white

19751.4.M
I/O volume symbol, Metal

14751.4
I/O volume symbol, white

14751.4.SL
I/O volume symbol, Silver

20751.5
Function/track change symbol, grey

20751.5.B
Function/track change symbol, white

20751.5.N
Function/track change symbol, Next

19751.5
Function/track change symbol, grey

19751.5.B
Function/track change symbol, white

19751.5.M
Function/track change symbol, Metal

14751.5
Function/track change symbol, white

14751.5.SL
Function/track change symbol, Silver

Sound system

Diffusers

21588
Passive speaker, 8 Ω
10 W, grey - 8 modules.
Depth: 48 mm

20587
Passive speaker, 8 Ω 3 W,
grey - 3 modules.
Depth: 40 mm



21588.B
Passive speaker, 8 Ω
10 W, white - 8 modules.
Depth: 48 mm

20587.B
Passive speaker, 8 Ω 3 W,
white - 3 modules.
Depth: 40 mm

21588.N
Passive speaker, 8 Ω
10 W, Next - 8 modules.
Depth: 48 mm

20587.N
Passive speaker, 8 Ω 3 W,
next - 3 modules.
Depth: 40 mm

01906
IP55 passive speaker, 8 Ω 30 W,
for hollow walls and false ceiling
installation. Depth: 70 mm

▲ 01907.1
Passive speaker, 8 Ω 30 W,
for hollow walls and false
ceiling installation. Depth: 68 mm

Δ 01907
Passive speaker, 8 Ω 30 W,
for hollow walls and false
ceiling installation. Depth: 68 mm

01908
Passive speaker, 8 Ω 30 W, orientable,
for surface mounting

System components

01903
Branch shunt for By-me
devices, flush mounting
(retrofit)

01904
Branch shunt for
sound system devices,
flush mounting (retrofit)

01902
Bus line/sound system
decoupler for By-me
power supply, built-in
line terminator,
2 x 17,5 mm modules

Δ 01831
Supply unit 12 Vdc
1250 mA output,
100-240 V~ 50/60 Hz,
1,5 x 17,5 mm
modules

01831.1
Supply unit 12 Vdc
1250 mA output,
100-240 V~ 50/60 Hz,
1 x 17,5 mm
modules

01840.E.B
By-me system Bus cable for sound
system, 2x0,50 mm^2, with LSZH
sheath, CPR Eca class, suitable
for I category cables (U0 = 400 V),
blue - 100 m

01839
Removable
2 screw
terminals, for
Bus system

[1] The article can be ordered with Bluetooth network customisation (see specifications on page 67)

VIEW IoT Smart Systems

By-me Plus devices

EIKON	ARKÉ	PLANA

Temperature control

Thermostats

02951
Touch screen thermostat (heating and air-conditioning), 2 and 4 pipe system management, 3-speed and proportional fan-coil control, class I temperature control device (contribution 1%) in ON/OFF mode, class IV (contribution 2%) in PID mode, 1 input for for NTC sensor, can be interfaced with actuator with proportional analogue outputs 01466 to make a class V modulating room thermostat (contribution 3%), black - 2 modules.
Depth: 38,5 mm

02951.B
Touch screen thermostat (heating and air-conditioning), 2 and 4 pipe system management, 3-speed and proportional fan-coil control, class I temperature control device (contribution 1%) in ON/OFF mode, class IV (contribution 2%) in PID mode, 1 input for for NTC sensor, can be interfaced with actuator with proportional analogue outputs 01466 to make a class V modulating room thermostat (contribution 3%), white - 2 modules.
Depth: 38,5 mm

02951.BN
Touch screen thermostat (heating and air-conditioning), 2 and 4 pipe system management, 3-speed and proportional fan-coil control, class I temperature control device (contribution 1%) in ON/OFF mode, class IV (contribution 2%) in PID mode, 1 input for for NTC sensor, can be interfaced with actuator with proportional analogue outputs 01466 to make a class V modulating room thermostat (contribution 3%), neutral - 2 modules.
Depth: 38,5 mm

Probes and sensors

20538
Temperature probe for ON/OFF, PWM, PID and dew point control, for 2- and 4-pipe systems, 3-speed/proportional fan coil control, 1 input for NTC sensor, grey.
Depth: 40 mm

20538.B
Temperature probe for ON/OFF, PWM, PID and dew point control, for 2- and 4-pipe systems, 3-speed/proportional fan coil control, 1 input for NTC sensor, white.
Depth: 40 mm

20538.N
Temperature probe for ON/OFF, PWM, PID and dew point control, for 2- and 4-pipe systems, 3-speed/proportional fan coil control, 1 input for NTC sensor, Next.
Depth: 40 mm

19538
Temperature probe for ON/OFF, PWM, PID and dew point control, for 2- and 4-pipe systems, 3-speed/proportional fan coil control, 1 input for NTC sensor, grey.
Depth: 40 mm

19538.B
Temperature probe for ON/OFF, PWM, PID and dew point control, for 2- and 4-pipe systems, 3-speed/proportional fan coil control, 1 input for NTC sensor, white.
Depth: 40 mm

19538.M
Temperature probe for ON/OFF, PWM, PID and dew point control, for 2- and 4-pipe systems, 3-speed/proportional fan coil control, 1 input for NTC sensor, Metal.
Depth: 40 mm

14538
Temperature probe for ON/OFF, PWM, PID and dew point control, for 2- and 4-pipe systems, 3-speed/proportional fan coil control, 1 input for NTC sensor, white.
Depth: 39 mm

14538.SL
Temperature probe for ON/OFF, PWM, PID and dew point control, for 2- and 4-pipe systems, 3-speed/proportional fan coil control, 1 input for NTC sensor, Silver.
Depth: 39 mm

20432
Electronic temperature sensor, 1 output, grey.
Depth: 24,4 mm

20432.B
Electronic temperature sensor, 1 output, white.
Depth: 24,4 mm

20432.N
Electronic temperature sensor, 1 output, Next.
Depth: 24,4 mm

19432
Electronic temperature sensor, 1 output, grey.
Depth: 24,4 mm

19432.B
Electronic temperature sensor, 1 output, white.
Depth: 24,4 mm

19432.M
Electronic temperature sensor, 1 output, Metal.
Depth: 24,4 mm

14432
Electronic temperature sensor, 1 output, white.
Depth: 23,4 mm

14432.SL
Electronic temperature sensor, 1 output, Silver.
Depth: 23,4 mm

20433
Humidity sensor, 1 0-10 V or 4-20 mA output, 12/24V, grey - 2 modules.
Depth: 37 mm

20433.B
Humidity sensor, 1 0-10 V or 4-20 mA output, 12/24V, white - 2 modules.
Depth: 37 mm

20433.N
Humidity sensor, 1 0-10 V or 4-20 mA output, 12/24V, Next - 2 modules.
Depth: 37 mm

19433
Humidity sensor, 1 0-10 V or 4-20 mA output, 12/24V, grey - 2 modules.
Depth: 37 mm

19433.B
Humidity sensor, 1 0-10 V or 4-20 mA output, 12/24V, white - 2 modules.
Depth: 37 mm

19433.M
Humidity sensor, 1 0-10 V or 4-20 mA output, 12/24V, Metal - 2 modules.
Depth: 37 mm

14433
Humidity sensor, 1 0-10 V or 4-20 mA output, 12/24V, white - 2 modules.
Depth: 36 mm

14433.SL
Humidity sensor, 1 0-10 V or 4-20 mA output, 12/24V, Silver - 2 modules.
Depth: 36 mm

02965.1
Wired temperature sensor, NTC 10 kΩ, cable length 3 m

01465
Climate control device for heating systems, power supply 120-230 V~ 50/60 Hz, 3 inputs for PT100, PT1000 and NTC probes, 1 mixer valve control output, 1 0-10 V or (0) 4-20 mA output, 1 16 A 230 V~ change-over relay output, 6 x 17,5 mm modules

▲ New article ■ New article, contact the commercial network for further information Δ Available until stocks last * Not to be used in European Countries

VIEW IoT Smart Systems

By-me Plus devices

EIKON	ARKÉ	PLANA

Energy management

Actuators

20537
Actuator with relay output 16 A 120-230 V~ 50/60 Hz with incorporated current sensor, grey - 2 modules. Depth: 37 mm

20537.B
Actuator with relay output 16 A 120-230 V~ 50/60 Hz with incorporated current sensor, white - 2 modules. Depth: 37 mm

20537.N
Actuator with relay output 16 A 120-230 V~ 50/60 Hz with incorporated current sensor, Next - 2 modules. Depth: 37 mm

19537
Actuator with relay output 16 A 120-230 V~ 50/60 Hz with incorporated current sensor, grey - 2 modules. Depth: 36,7 mm

19537.B
Actuator with relay output 16 A 120-230 V~ 50/60 Hz with incorporated current sensor, white - 2 modules. Depth: 36,7 mm

19537.M
Actuator with relay output 16 A 120-230 V~ 50/60 Hz with incorporated current sensor, Metal - 2 modules. Depth: 36,7 mm

14537
Actuator with relay output 16 A 120-230 V~ 50/60 Hz with incorporated current sensor, white - 2 modules. Depth: 36 mm

14537.SL
Actuator with relay output 16 A 120-230 V~ 50/60 Hz with incorporated current sensor, Silver - 2 modules. Depth: 36 mm

Meters

01451
Energy meter with incorporated current sensor, measurable powers up to 3680 W, flush mounting (retrofit)

01452
Pulse counter interface for measuring data from devices fitted with pulse outputs, such as electricity, water and gas meters, flush mounting (retrofit)

01450
Energy meter, 3 x inputs toroidal sensor, 25 W-100 kW, 120-230 V 50/60 Hz, 230/400 V 50/60 Hz, 1 x 17,5 mm modules.
Supplied with toroidal current sensor 01457

01455
Load control module, 3 x inputs toroidal sensor, 25 W-100 kW, 120-230 V 50/60 Hz, 230/400 V 50/60 Hz, 1 x 17,5 mm modules.
Supplied with toroidal current sensor 01457

01456
Actuator, 16 A 120-230 V~ 50/60 Hz relay output for toroidal differential current sensor, 1 x 17,5 mm modules.
Supplied without toroidal differential current sensor

01457
Toroidal current sensor for load control and power measurement, hole diameter 7,5 mm, cable length 40 cm

01458
Toroidal current sensor for load control and power measurement, hole diameter 19 mm, cable length 40 cm

01459
Toroidal differential current sensor for power measurement, hole diameter 9 mm, cable length 40 cm

01546
Weather station, KNX standard, power supply 12-32 Vdc or 12-24 Vac

Accessories - Boxes and table mounting boxes

V71318
8-module flush mounting box, (Glow Wire 650 °C), for masonry walls, light blue

V71718
8-module flush mounting box, (GW 850 °C) for hollow walls, light blue

V71631
Cover for V71318 and V71718 flush mounting boxes, snap fixing to V71328 antimortar cover (provided), white

V71328
Antimortar cover for V71318 and V71618 flush mounting boxes, yellow

Supports for DIN rail (60715 TH35) installation for Eikon, Arké and Plana devices

V51921
1-module support,
1,5 x 17,5 mm modules,
RAL 7035 grey.
Provided with isolating lining

V51923
3-module support,
4 x 17,5 mm modules,
RAL 7035 grey.
Provided with isolating lining

Table mounting boxes

20788
Table mounting box, 8 (4+4) modules. Delivered with frame for Eikon Classic or Round cover plate. Grey

20788.B
Table mounting box, 8 (4+4) modules. Delivered with frame for Eikon Classic or Round cover plate. White

Δ 20788.N
Table mounting box, 8 (4+4) modules. Delivered with frame for Eikon Classic or Round cover plate. Next

19788
Table mounting box, 8 (4+4) modules. Delivered with frame for Arké Classic or Round cover plate. Grey

19788.B
Table mounting box, 8 (4+4) modules. Delivered with frame for Arké Classic or Round cover plate. White



14788
Table mounting box, 8 (4+4) modules. Delivered with frame for Plana cover plate. White

Δ 14788.SL
Table mounting box, 8 (4+4) modules. Delivered with frame for Plana cover plate. Silver

EIKON	ARKÉ	IDEA	PLANA

Accessories - Supports

00802.14
Orientable support, grey - 2 modules

00802
Orientable support, white - 2 modules

00802.14
Orientable support, grey - 2 modules

00802
Orientable support, white - 2 modules

Δ 16836
Orientable support, grey - 2 modules

Δ 16836.B
Orientable support, white - 2 modules

00802
Orientable support, white - 2 modules

00802.20
Orientable support, Silver - 2 modules

00802.20
Orientable support, Silver - 2 modules

00805.14
Adaptor for orientable supports flush mounting, grey - 2 modules. Depth: 36,5 mm

00805
Adaptor for orientable supports flush mounting, white - 2 modules. Depth: 36,5 mm

00805.14
Adaptor for orientable supports flush mounting, grey - 2 modules. Depth: 36,5 mm

00805
Adaptor for orientable supports flush mounting, white - 2 modules. Depth: 36,5 mm

Δ 16830
Adaptor for orientable supports flush mounting, grey - 1 module. Depth: 37,5 mm

00805
Adaptor for orientable supports flush mounting, white - 2 modules. Depth: 36,5 mm

00805.20
Adaptor for orientable supports flush mounting, Silver - 2 modules. Depth: 36,5 mm

00805.20
Adaptor for orientable supports flush mounting, Silver - 2 modules. Depth: 36,5 mm

00800.14
Frame for supports surface mounting, grey

00800
Frame for supports surface mounting, white

00800.14
Frame for supports surface mounting, grey

00800
Frame for supports surface mounting, white

00800
Cornice per fissaggio a parete, bianco

00800.20
Frame for supports surface mounting, Silver

00800.20
Frame for supports surface mounting, Silver

Customisation of home automation controls

Positions and features (see area in grey)

For the symbols refer to the "Library of standard symbols and wording" for each series

Series	Type	Customisation position	Backlit customisation	Not backlit customisation
EIKON / ARKÉ	**1-module half-buttons**	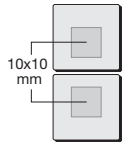	**YES** only in the 10x10 mm area	if the LED programming is "OFF" the whole button area can be customised
EIKON / ARKÉ	**2-module half-buttons**	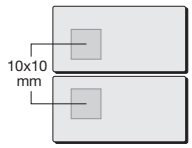	**YES** only in the 10x10 mm area	if the LED programming is "OFF" the whole button area can be customised
PLANA	**1-module half-buttons**	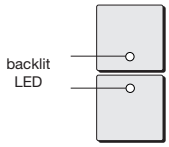	**NO** backlit LED only	in the programming phase the user can decide whether to set the LED to "OFF" or "ON" or different brightness values
PLANA	**2-module half-buttons**	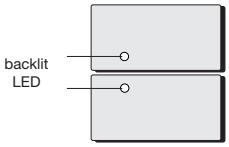	**NO** backlit LED only	in the programming phase the user can decide whether to set the LED to "OFF" or "ON" or different brightness values

Specifications for customising with wording	Text on 1 row	Text on 2 rows	Text on 3 rows
Customisation with wording not included in the "**Library of standard symbols and wording**", to be backlit have to be composed of max 3 text rows, each rows with max 8 capital letters for Eikon and Arké and small letters for Plana, font height 1,7 mm and style as the library. Depending on the length of the text, the wording is positioned as shown in the figures to the side.			

Example of customised controls



Eikon Exé home automation controls with customisation not backlit

Arké home automation controls with backlit customisation (example with text)

Arké Metal customisable buttons for radiofrequency controls

Plana home automation controls with customisation

Customisation of radiofrequency controls

Positions and features (see area in grey)

For the symbols refer to the "Library of standard symbols and wording" for each series

	Customisation position	Backlit customisation	Not backlit customisation
Pair of 1-module buttons for RF devices	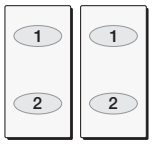	**NO**	**positions 1 and 2**
2-module button for RF devices	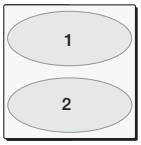	**NO**	**positions 1 and 2**

Eikon standard symbols and wordings (♦ symbols already on product catalogue)

Arké standard symbols and wordings (♦ symbols already on product catalogue)

Plana standard symbols and wordings (◆ symbols already on product catalogue)

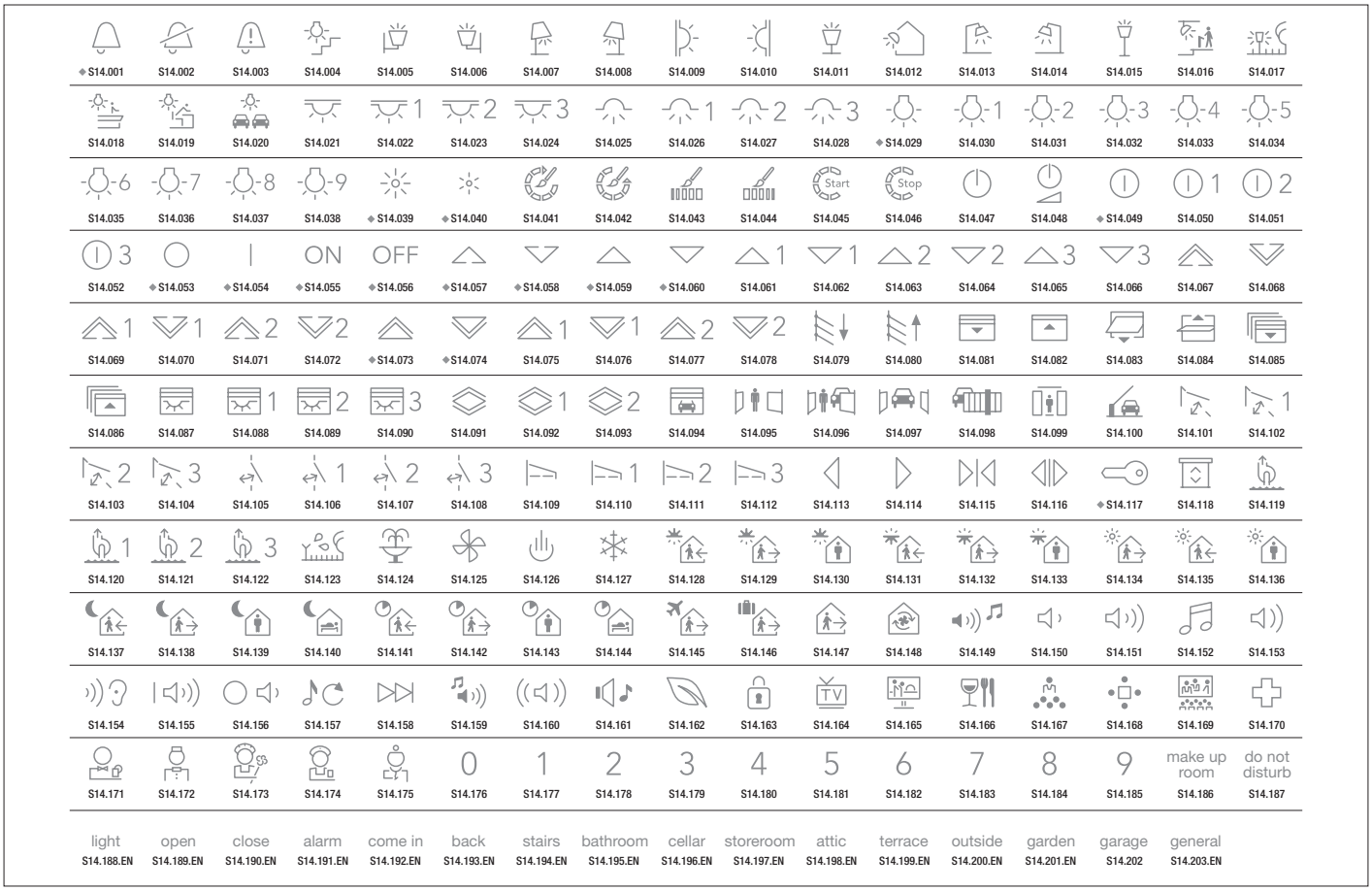

Indications for cover plates and devices customisation
- if the required customisation is including in the "**Library of standard symbols and wording**", indicate the item code + symbol/wording code, **if the customisation is not included in the table check its feasibility with the sales network**;
- for requests for large quantities of customised items not included in the "**Library of standard symbols and wording**" please contact the Vimar sales network.

Laser customisation advantages
- indelible engraving that does not deteriorate over time;
- service available even for minimal quantities;
- possibility of ordering the same customisation at different times with identical results.

The few limits of technology
- it is not possible to reproduce coloured images.

What to supply
- a printout of the image to be reproduced, in black-and-white line drawing scaled 2 or 3 times larger than the finished size;
- an image in EPS, TIFF or JPEG format of the subject to be reproduced.

Things to avoid
- do not provide photocopies;
- do not fax the image to be reproduced, because the low definition of the fax makes it impossible to reproduce the customisation with the high quality of laser system.

How to proceed
- enclose (without paper clips, staples or adhesive tape) or send the image to be reproduced;
- deliver all the documentation to your area wholesaler/distributor, who will then forward it to Vimar.

Library of symbols and wording available for Eikon Tactil labels (Some symbols are repeated several times)

	Article 21847												Article 21847.1		Article 21847.2				Article 21846	
		1	2	3	4	ON	OFF						IN				LIGHT		0	5
Repetition	10	1	1	1	1	5	5	1	2	1	1	8	10	8	2	4	3	2	80	6
													OUT				OUTSIDE		1	6
Repetition	3	2	4	5	2	4	1	1	1	3	3	2	10	8	5	4	3	2	15	6
					START	STOP			1	2	3			DO NOT DISTURB					2	7
Repetition	1	1	1	1	1	1	3	3	1	1	1	2	4	8	5	1	2	2	15	6
	1	2	3									APRE	ON	MAKE UP ROOM					3	8
Repetition	1	1	1	1	1	1	1	1	1	2	2	1	8	8	6	1	6	2	15	6
												CHIUDE	OFF	ALARM			ON	OFF	4	9
Repetition	1	1	2	2	2	2	2	2	2	2	2	1	2	2	6	2	4	4	6	5
	1	2	3	4	5	6														
Repetition	1	1	1	1	1	1	1	2	2	1	2	2	8	10	3	5	3	5		
	MAKE UP ROOM	DO NOT DISTURB																		
Repetition	3	3	3	2	3	2	2	2	2	2	2	2	10		5	2	1	5		
			GENERALE	GENERAL	ALARM	LUCE	LIGHT	BAGNO	BATHROOM	OPEN	CLOSE	ESTERNO								
Repetition	2	2	1	1	2	1	1	1	1	1	1	1			2					
	SCALE	STAIRS	GARAGE	GIARDINO	GARDEN	TERRAZZA	TERRACE	OUTSIDE	ATTIC	SOLAIO	CANTINA	CELLAR								
Repetition	1	1	2	1	1	1	1	1	1	1	1	1								

Customisation of Eikon Tactil controls

Indications for customisation

- controls must be customized by affixingvan adhesive label (21847, 21847.1 and 21847.2) to the area of the device provided for the purpose (top or bottom);
- the labels contain the most common symbols used to identify the controls. Some pictograms for the most commonly used controls in conventional and home automation electrical systems are repeated several times (see above table);
- the symbol is back-lightable with RGB colours that will be set when programming the system;
- the cover plate must be attached so that the central contacts perfectly match those of the control appliance.

Label

Customized control device with labels affixed

Sheets with Mylar labels to customise controls

Smart card customisation

The rear of the card can be customised on request, by providing a digital image of the subject in eps, tiff or jpg format.

Customisation of the Bluetooth network name

The Bluetooth network name can be customised for articles in the speaker system: Bluetooth interface (20589, 19589, 14589) and stereo amplifier for speaker system (20590,19590, 14590).

What to provide

- annex a file with extension .txt to the order
- the name of the .txt file must be created as follows:
  e.g. ***P19590_6.txt***
  P19590: required product code preceded by P;
  '6' the number of rows in the .txt file = quantity of the required product code;

Format of the .txt file

- use standard ASCII European characters;
- name of the network to be customised, max 23 characters (including spaces);
- the text on a new line identifies the end of the string to be customised;
- the number of rows must correspond to the quantity of the required article code;
- each row must indicate the requested customisation, even when repeated;

Example of file txt compilation (e.g. P19590_6.txt)

B&B	room 1
B&B	room 2
B&B	room 3
B&B	room 4
B&B	room 5
B&B	room 6

Vimar reserves the right to modify its products at any time without advance notification.
Due to layout considerations, the images and drawings of the products are not in scale to each other.

B.C19031 EN 1908
8 007352 618053

VIMAR

Viale Vicenza, 14
36063 Marostica VI - Italy
Tel. +39 0424 488 600
Fax +39 0424 488 709

www.vimar.com