


The new screwless terminals
for quick, easy and safe wiring.



Screwless terminals



VIMAR


Screwless terminals, the electrical innovation.

Constantly improving the use and performance of electrical devices has always been our objective. The new patented Smartfix screwless terminals are Vimar's innovative solution for quick, easy and safe wiring. Suitable for any type of cable (solid, stranded or flexible) and different cross-section ($0.5 \div 2.5 \text{ mm}^2$), the new terminals enable wiring without the use of any kind of tools: just push to insert solid cables or manually raise the bistable levers to be able to open the contact and insert stranded and flexible cables too. Available for Eikon, Arké and Plana, the new terminals apply to a complete range of devices and socket outlets.




Details make the difference.

The patented Smartfix screwless terminals are VIMAR's new solution of quick, easy and safe wiring, without using tools and for any kind of cable, solid, stranded and/or flexible. A solution that guarantees high installation performance.



Smartfix patent of Vimar.

The Smartfix patented terminals have AISI 301 steel spring contacts, with an innovative geometry and separate, independent terminals. This solution allows you both to independently manage cable inputs and wire cables of different types and cross-sections in the same terminal, ensuring they are fully secure.




Universal and flexible..

Vimar screwless terminals can fit solid, stranded and flexible cables with cross-section from 0.5 to 2.5 mm² (0.5-2.5mm² for signal circuit cables, 1.5-2.5 mm² for power circuit cables). Solid cables are wired directly simply by pushing onto the terminal. Stranded and flexible cables on the other hand are wired by lifting the two bistable levers manually; these act independently on the cable inputs, to work only on the specific contact.



Easy.

With the new screwless terminals - with separate terminals for the spring contact (Smartfix patent) - you can independently manage the cable inputs on the terminal, making installation easier. And they require no tools. Wiring is flexible: push-on for solid cables and by lifting the bistable levers for stranded and flexible cables. The levers remain in position until closed, so the contact can remain open for maintenance or wiring.



Safety.

The screwless terminals keep the cables fully secure, even when inserting different cables on the same terminal. And thanks to the independent levers, if an input has already been wired, you can work on the other one in total safety, sure that the cable inserted will not come out.

Wide range.

The patent is available for the three series - Eikon, Arké and Plana - and covers a complete range of switches, push buttons and socket outlets for both German and French standards.



Eikon




Arké



Plana


The screwless terminals, for solid, stranded



1

For solid, stranded and flexible cables.

The screwless terminals can hold solid, stranded and flexible cables, responding to all installation needs.



2

Use of cables with different cross-sections.


With the separate spring terminals (Smartfix patent) you can wire cables with different cross-sections on the two inputs of the same terminal even at the same time. Secure fastening is assured for both signal circuit cables with cross-section 0.5-2.5 mm² and power circuit cables with cross-section 1.5-2.5 mm².



3

Management of independent cable inputs.

With the separate spring terminals (Smartfix patent) you can manage two cable inputs independently on the same terminal, wiring or removing cables of different types and cross-sections on one input, without risking the secure fastening of the cables on the other input.




4

Bistable levers on the terminal.


A bistable lever works for each cable input; when raised, this opens a spring contact, and stranded or flexible cables can be inserted or removed very simply. Each one managing a specific cable input, the levers make maintenance easier without risking the secure fastening of the cables already wired.

ded and flexible cables. Quick, easy and safe.




5 Reference position for cable stripping.

On the back of every device with screwless terminals, it is indicated the cable stripping length, for even quicker and precise wiring.



6 Special housings for pre-wired units.










































Special housings for pre-wired signalling units for the backlighting of devices and the visibility in the darkness. Moreover, holding cables with cross-section 0.5 mm² they can also be used with wired LED signalling units.


































7 Special inputs for tester probes.

Possibility to measure voltage quickly and easily: the tester probes can be directly inserted in the holes near the contact, facilitating device installation and maintenance.

The range. Devices and socket outlets

Article	Eikon	Arké	Plana
1P 10 AX 1-way switch			  14000.FX 14000.FX.SL
1P 10 AX 1-way switch - 2 modules			  14000.FX.2 14000.FX.2.SL
1P 10 AX 1-way switch mechanism			 14000.FX.0
1P 16 AX 1-way switch 2P 16 AX 1-way switch	   20001.FX 20001.FX.B 20001.FX.N 20015.FX 20015.FX.B 20015.FX.N	  19001.FX 19001.FX.B 19015.FX 19015.FX.B	  14001.FX 14001.FX.SL 14015.FX 14015.FX.SL
1P 16 AX 1-way switch - 2 modules 2P 16 AX 1-way switch - 2 modules	   20001.FX.2 20001.FX.2.B 20001.FX.2.N 20015.FX.2 20015.FX.2.B 20015.FX.2.N	  19001.FX.2 19001.FX.2.B 19015.FX.2 19015.FX.2.B	  14001.FX.2 14001.FX.2.SL 14015.FX.2 14015.FX.2.SL
1P 16 AX 1-way switch mechanism 2P 16 AX 1-way switch mechanism	 20001.FX.0 20015.FX.0	 19001.FX.0 19015.FX.0	 14001.FX.0 14015.FX.0
1P 10 AX 2-way switch			  14004.FX 14004.FX.SL
1P 10 AX 2-way switch - 2 modules			  14004.FX.2 14004.FX.2.SL
1P 10 AX 2-way switch mechanism			 14004.FX.0
1P 16 AX 2-way switch	   20005.FX 20005.FX.B 20005.FX.N	  19005.FX 19005.FX.B	  14005.FX 14005.FX.SL
1P 16 AX 2-way switch - 2 modules	   20005.FX.2 20005.FX.2.B 20005.FX.2.N	  19005.FX.2 19005.FX.2.B	  14005.FX.2 14005.FX.2.SL

Article	Eikon	Arké	Plana
1P 16 AX 2-way switch mechanism	 20005.FX.0	 19005.FX.0	 14005.FX.0
1P 16 AX reversing switch	 20013.FX	 19013.FX	 14013.FX
1P 16 AX reversing switch - 2 modules	 20013.FX.2	 19013.FX.2	 14013.FX.2
1P 16 AX reversing switch mechanism	 20013.FX.0	 19013.FX.0	 20013.FX.0
1P NO 10 A push button	 20008.FX	 19008.FX	 14008.FX
1P NO 10 A push button - 2 modules	 20008.FX.2	 19008.FX.2	 14008.FX.2
1P NO 10 A push button mechanism	 20008.FX.0	 19008.FX.0	 14008.FX.0
2P+E 16 A German standard socket outlet - 2 modules	 20208.FX	 19208.FX	 14208.FX
2P+E 16 A German standard socket outlet with cover - 2 modules	 20208.FX.C		 14208.FX.C
2P+E 16 A French standard socket outlet - 2 modules	 20212.FX	 19212.FX	 14212.FX
2P+E 16 A French standard socket outlet with cover - 2 modules	 20212.FX.C		 14212.FX.C



Viale Vicenza, 14
36063 Marostica VI - Italy
Tel. +39 0424 488 600
Fax +39 0424 488 709
www.vimar.com