



Shared components: Line coupler KNX

01504.2

Smart systems&products / KNX / Shared components / DIN devices

Line coupler KNX

Line coupling unit, KNX standard, for DIN (60715 TH35) rail installation, occupies 2 17,5 mm modules

Product Status

3 - Active

Minimum order quantity

1 NR

Sheets, Manuals, Documentation

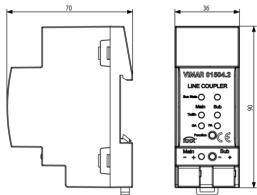
- [Multilanguage instructions sheet \(552 kb\)](#)
- [Manuale installatore \(758 kb\)](#)
- [Installer manual \(888 kb\)](#)

Product Software

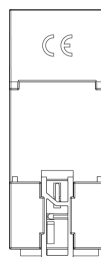
- [DB_ComponentiImpianto_KNX_REL-01.11_20230915.zip](#)
- [DB_ComponentiImpianto_KNX_REL-01.12_20231215.zip](#)



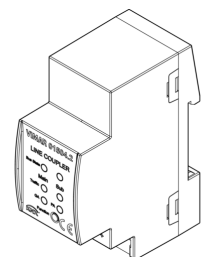
Drawings



Space view



Backside view



3D View

Technical data

- **Class group:** Installation bus systems
- **Class:** Area/line coupler for bus system
- **Bus system KNX:** Yes
- **Bus system KNX-RF (Radio Frequent):** No
- **Bus system radio frequent:** No
- **Bus system LON:** No
- **Bus system Powernet:** No
- **Other bus systems:** None
- **Mounting method:** Other
- **Width in number of modular spacings:** 2

Certifications

- 00. CE Marking - EU
- 27. KNX ([download](#))
- 37. Marking - Morocco
- 43. UKCA mark - Great Britain
- 92. RoHS UAE
- 99. WEEE Directive ([download](#))

Packaging



Code 8007352560512
Quantity 1 NR
Dim. 11.7x10.8x7.1 [cm]
Weight 132.1 [g]

Legal

Vimar reserves the right to change at any time and without notice the characteristics of the products reported. Installation should be carried out by qualified staff in compliance with the current regulations regarding the installation of electrical equipment in the country where the products are installed. For the terms of use of the information on the product info sheet see [Conditions of Use](#).