



ARKÉ: 1P 20AX 2-way switch white

19006.B

Wiring devices / Traditional wiring devices / ARKÉ / Devices

1P 20AX 2-way switch white

1P 20 AX 250 V~ 2-way switch, lightable, replaceable button, white. Max 250 W for self-ballasted lamps (IEC 60669-1:2017)

Product Status

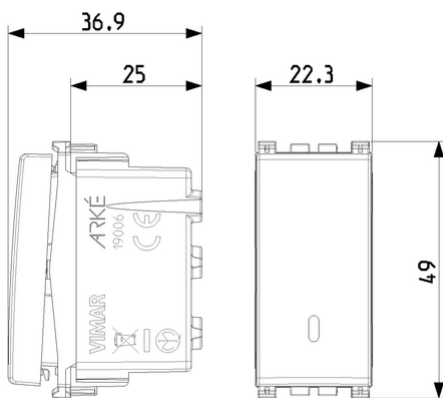
3 - Active

Minimum order quantity

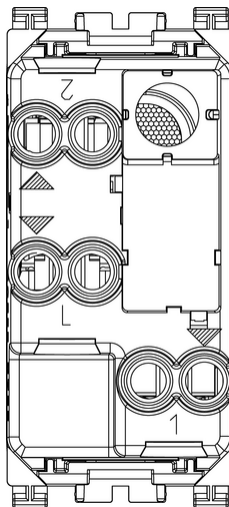
50 NR



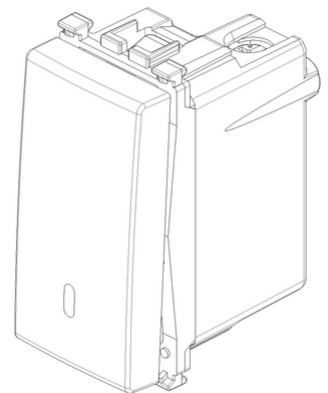
Drawings



Space view



Backside view



3D View

Certifications

- 00. CE Marking - EU
- 01. IMQ - Italy ([download](#))
- 19. NOM - Mexico
- 36. ISI - India
- 37. Marking - Morocco
- 96. Electrotechnical expert ([download](#))
- 99. WEEE Directive ([download](#))

Technical data

Class group: Domestic switching devices

Class: Installation switch

Wiring system: Two-way switch

Operating method: Rocker/button

Assembly arrangement: Modular device for domestic switching devices

Number of modules (module system): 1

Push button switch: Yes

Number of rockers: 1

Mounting method: Flush-mounted

Type of fastening: Engage (snap)

With mounting plate: No

Material: Plastic

Material quality: Thermoplastic

Halogen free: Yes

Surface protection: Lacquered

Surface finishing: Matt

Colour: White

RAL-number (similar): 9016

Label space/information surface: Yes

Lighting: Optional

Function lighting: Control and orientation

Type of lighting: LED exchangeable

Suitable for degree of protection (IP): IP40

Nominal voltage: 250 V

Rated current: 20,00 A

Monitoring contact: No

Connection type: Screwed terminal

Washing machine switch: No

Device width: 22,30 mm

Device height: 49,00 mm

Device depth: 36,90 mm

Built-in depth: 26,00 mm

Packaging



8007352591127

Qtà 1 NR

Dim 4.1x2.8x5.3 [cm]

Weight 29.4 [g]



8007352591134

Qtà 50 NR

Dim 21.4x11.6x14.2 [cm]

Weight 1,562 [g]

Legal

Vimar reserves the right to change at any time and without notice the characteristics of the products reported. Installation should be carried out by qualified staff in compliance with the current regulations regarding the installation of electrical equipment in the country where the products are installed. For the terms of use of the information on the product info sheet see [Conditions of Use](#).