



## LINEA: KNX RFID card switch canvas

### 30563.C

Smart systems&products / KNX / LINEA / Devices

#### KNX RFID card switch canvas

Transponder card reader with vertical pocket for installation inside the room, KNX standard, 2 NO 4 A 24 V~ relay outputs, 2 inputs, 12-24 V~ 50- 60 Hz and 12-24 VDC (SELV) power supply, canvas - 3 modules

#### Product Status

3 - Active

#### Minimum order quantity

1 NR

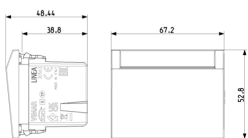
#### Sheets, Manuals, Documentation

- [Light Multilanguage instructions sheet \(608 kb\)](#)
- [Full Multilanguage instructions sheet \(678 kb\)](#)
- [Manuale installatore \(1081 kb\)](#)

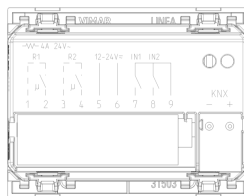
#### Product Software

- [DB\\_ControlloAccessi\\_KNX\\_REL-01.09\\_20221025.zip](#)

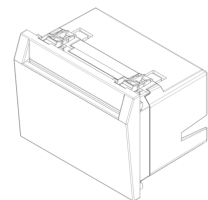
#### Drawings




Space view



Backside view



3D View



## Technical data

- **Class group:** Installation bus systems
- **Class:** Access control unit for bus system
- **Bus system KNX:** Yes
- **Bus system KNX-RF (Radio Frequent):** No
- **Bus system radio frequent:** No
- **Bus system LON:** No
- **Bus system Powernet:** No
- **Other bus systems:** None
- **Model:** Other
- **Mounting method:** Flush-mounted
- **Material:** Plastic
- **Material quality:** Thermoplastic
- **Surface protection:** Untreated
- **Surface finishing:** Matt
- **Colour:** Beige
- **RAL-number (similar):** 7032
- **Transparent:** No
- **Degree of protection (IP):** IP40
- **With bus connection:** Yes

## Certifications

- 00. CE Marking - EU ([download](#))
- 27. KNX
- 37. Marking - Morocco
- 43. UKCA mark - Great Britain
- 46. UK PSTI compliance ([download](#))
- 99. WEEE Directive ([download](#))

## Packaging



**Code** 8007352700376  
**Quantity** 1 NR  
**Dim.** 10.8x8.7x5.9 [cm]  
**Weight** 130.85 [g]

## Legal

Vimar reserves the right to change at any time and without notice the characteristics of the products reported. Installation should be carried out by qualified staff in compliance with the current regulations regarding the installation of electrical equipment in the country where the products are installed. For the terms of use of the information on the product info sheet see [Conditions of Use](#).