



## Shared A/V components: Keypad f/A/V module

---

### 41019

ELVOX Door entry system / Video entry outdoor stations / Shared A/V components / Modules

### Keypad f/A/V module

Electronic unit with alphanumeric keypad for audio-video units, buttons with white LED backlighting and audible feedback, 1 input configurable as external button for CA door opener or PA door open, 1 NO relay output, to be completed with front keyboard module

### Product Status

3 - Active

### Minimum order quantity

1 NR

### Sheets, Manuals, Documentation

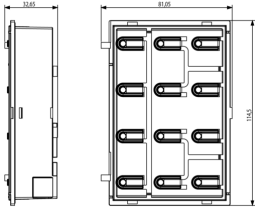
- [Multilanguage installer manual \(2840 kb\)](#)

### Video

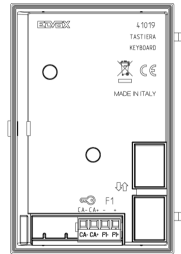
- [Pixel video door entry panel](#)
- [Retrofit with existing back boxes](#)
- [After Installation](#)
- [Interacting with the TAB Free](#)
- [Installation and configuration](#)



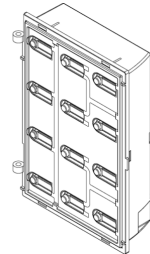
## Drawings



Space view



Backside view



3D View

## Technical data

- **Class group:** Communication technique
- **Class:** Functional module for door communication
- **Model:** Call display
- **Installation technique:** Other
- **Height:** 114,50 mm
- **Depth:** 32,65 mm
- **Number of call buttons:** 2000
- **With day/night function:** No
- **Zoom, pan/tilt function:** No
- **Manual adjustable camera:** No
- **Hearing aid compatible:** No
- **Colour:** White

## Certifications

- 00. CE Marking - EU
- 35. RCM - Australia
- 37. Marking - Morocco
- 43. UKCA mark - Great Britain
- 99. WEEE Directive ([download](#))

## Packaging



**Code** 8013406272126  
**Quantity** 1 NR  
**Dim.** 18.5x12.5x5.5 [cm]  
**Weight** 180.6 [g]



**Code** 8013406274359  
**Quantity** 20 NR  
**Dim.** 38.5x29.5x25 [cm]  
**Weight** 4,036 [g]

## Legal

Vimar reserves the right to change at any time and without notice the characteristics of the products reported. Installation should be carried out by qualified staff in compliance with the current regulations regarding the installation of electrical equipment in the country where the products are installed. For the terms of use of the information on the product info sheet see [Conditions of Use](#).