



Connector block boxes: Flush-mount box 6-7M f/hollow walls blue

V71706

System infrastructure / Enclosures and control units / Connector block boxes
/ Flush mounting

Flush-mount box 6-7M f/hollow walls blue

6-7-module flush mounting box (GW 850 °C), for hollow walls, light blue

- Suitable for several types of hollow walls (e.g. plasterboard, wood, plastic laminate or similar)
- Preparation of the hole with a hollow cutter with a diameter of 68 mm. Hole centring plate incorporated into the back
- Improved retention knockouts, designed for the insertion of pipes with various cross-sections (16, 20 or 25 mm) and metal fins for surface mounting the box on walls with a variable thickness of between 1 and 38 mm
- Fixing lugs for support screws made of metal
- Wide range of accessories available: accessories with a template function for tracing the hole, with joining function for mounting in series and installation on the inside of the wall; internal partitions; decorative covers



Product Status

3 - Active

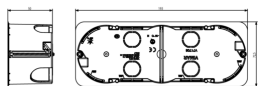
Minimum order quantity

5 NR

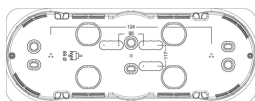
Video

- [Tutorial ISOBOX EN](#)

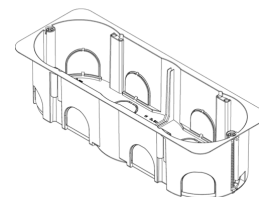
Drawings



Space view



Backside view



3D View

Technical data

- **Class group:** Connection material (electrotechnical)
- **Class:** Box/housing for built-in mounting in the wall/ceiling
- **Mounting method:** Hollow wall
- **Shape:** Rectangular
- **Construction type:** Device connection box (round/square)
- **Model:** Other
- **Provided with revolving ring:** No
- **Couplable:** Yes
- **Equipped with:** None
- **Diameter:** 0 mm
- **Length:** 72,50 mm
- **Width:** 193,00 mm
- **Depth:** 0,00 - 50,00 mm
- **Inner depth:** 50,00 mm
- **For number of electric fittings:** 7
- **Mounting switching equipment:** Screwing
- **With screws:** No
- **Housing feed-through by break-out opening:** Yes
- **Housing feed-through by seal membrane:** No
- **Housing feed-through by nozzle:** No
- **Housing feed-through by step membrane:** No
- **For tube diameter:** 20/25 mm
- **Pipe locking:** No
- **Pipe locking optional:** No
- **Inlet from the rear:** Yes
- **Number of inlets:** 18
- **Number of included spouts:** 0
- **Material:** Plastic
- **Halogen free:** Yes
- **Surface protection:** Untreated
- **Colour:** Blue
- **Degree of protection (IP):** IP00
- **Cover model:** None
- **Transparent cover:** No
- **Cover attachment:** Screwed
- **Sealable:** No
- **Circuit integrity:** None
- **With screening:** No
- **Air tight:** No
- **Max. conductor cross section:** 0
- **Number of poles of the clamp:** 0
- **Clamp position fixed:** No
- **Luminaire hook mounting:** No
- **Nozzle:** None
- **Special application:** None

Certifications

- 00. CE Marking - EU
- 01. IMQ - Italy
- 15. CCC - China ([download](#))
- 43. UKCA mark - Great Britain
- 96. Electrotechnical expert ([download](#))

Packaging



Code 8007352425750
Quantity 1 NR
Dim. 19.3x7.2x5 [cm]
Weight 54.8 [g]



Code 8007352425767
Quantity 5 NR
Dim. 19.3x7.2x25 [cm]
Weight 274 [g]



Code 8007352425774
Quantity 55 NR
Dim. 59x38.5x24 [cm]
Weight 3,640 [g]

Legal

Vimar reserves the right to change at any time and without notice the characteristics of the products reported. Installation should be carried out by qualified staff in compliance with the current regulations regarding the installation of electrical equipment in the country where the products are installed. For the terms of use of the information on the product info sheet see [Conditions of Use](#).