



PRICE LIST 22X

BESPOKE SOLUTIONS

Price list - Bespoke solutions

Introduction	3
<hr/>	
Eikon Exé	
New colours for devices and new materials for cover plates	4
Special customizations	6
Customizations for standard cover plates	14
Customizations for traditional, home automation, Flat and Vintage devices	20
<hr/>	
Eikon Tactil	
Customizations for cover plates	16
<hr/>	
Eikon Evo	
Customizations for cover plates	18
Customizations for traditional and home automation devices	20
<hr/>	
Linea	
Customizations for cover plates	24
Customizations for traditional and home automation devices	26
Customizations for Linea with XT platform home automation devices	28
<hr/>	
Arké	
Customizations for cover plates	30
Customizations for traditional and home automation devices	32
<hr/>	
Idea	
Customizations for cover plates	34
Customizations for traditional and home automation devices	36
<hr/>	
Plana	
Customizations for cover plates	38
Customizations for traditional and home automation devices	40
<hr/>	
Neve Up	
Customizations for cover plates	42
Customizations for traditional and home automation devices	44
<hr/>	
Symbols and wordings libraries	46
<hr/>	

Let's design your living spaces together.

To meet the new interior design trends and make architectural projects unique, **Vimar offers customized solutions able to enhance the electrical system based on the specifications agreed with the customer.**

From the preliminary design to the rendering up to the prototyping and production, our technical offices and the research&development departments, carefully follow the feasibility of the project by analyzing all aspects and needs, in order to identify the right solution to enhance the request and integrate the aesthetic suggested.

There are different ways of customizing: **from the simple customization of the cover plate with logotype or buttons and devices with writings and symbols, up to specific solutions.**

In this document you can find useful information to understand our solutions, in any case, our sales networks are at your disposal to show you all the possibilities that Vimar offers to design your ideas.



Choose the color
of cover plate

Engrave
your logo

Decide on
the finish



Match the color
of the button

Customise
the device

Try a
special finish

EIKON EXÉ

Shape and material become even more necessary in architectural project, Vimar offers a new range of colours and finishes to make it more exclusive.

5 NEW COLORS OF COVER PLATES AND DEVICES FOR A TOTAL LOOK EFFECT


Black, Ivory, Gold, Dark Bronze and Dark Brown: cover plates and devices in fascinating, intense and textured effect colors, to give a touch of exclusivity to the lighting point.



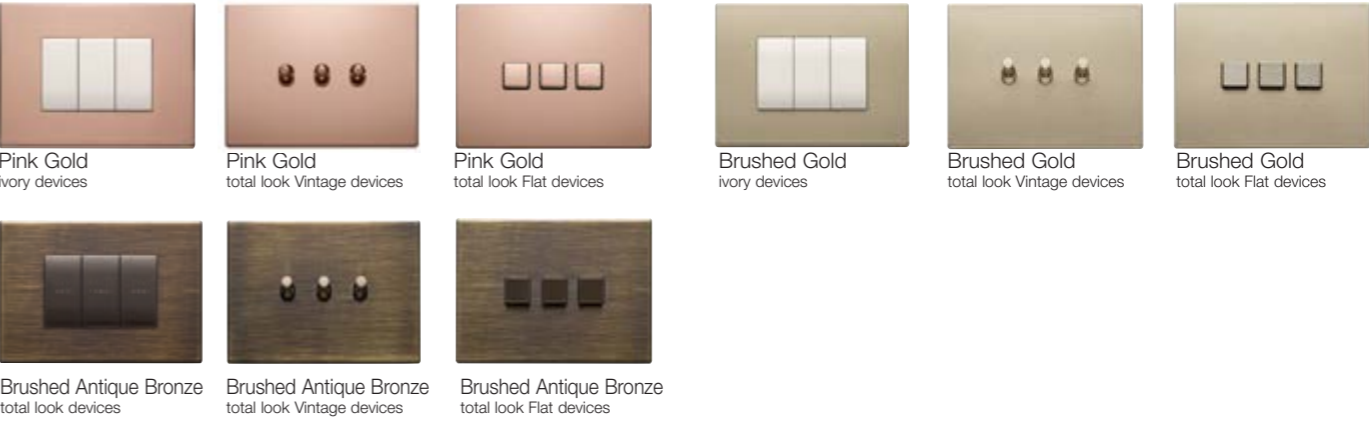
COVER PLATES IN NEW FINISHES, ALSO FOR VINTAGE AND FLAT

The **precious materials** of Eikon Exé cover plates are available in new finishes able to satisfy the current interior design needs. The **Marbled Stoneware** and **Glass** cover plates are now available to install **Vintage and Flat devices**.


MARBLED STONEWARE



GALVANIC METALS



GLASS



LEATHER (not for Vintage and Flat)



EIKON EXÉ

Special customizations.



We provide details and rules for applying customization of cover plates and devices.
For the request, submit the document ‘Special items request form’.

Devices AND VARNISHED COVER PLATES IN THE NEW 5 TOTAL LOOK COLOURS

- The request must follow the following rules:
- it is possible to order **only devices** - the surcharge to be applied relates to **table 1**;
 - it is possible to order **only cover plates considering the minimum quantity of 200 pieces (min. 10 cover plates for modularity)** - the surcharge to be applied relates to **table 2**;
 - it is possible to order **devices + cover plates considering tihis minimum quantity: 400 pieces (min.10 plates for modularity) of cover plates and 1.000 devices** - the surcharge to be applied relates to **table 1**




TABLE 1
ONLY DEVICES OR DEVICES AND COVER PLATES
IN 5 TREND AND RAL COLORS

Surcharge (ref. to Price List 22X)

Quantity	Surcharge % (percentage addition to starting price)
From 1.000 to 2.500 items	
More than 2.500 items	

- INSTRUCTIONS'
- Gross price** surcharge € (100 items):
- **for cover plates:** same modularity and colour .01 (Metal - Total Look);
 - **for devices,** consider **the starting price of the same device in .B finish** (white);
 - for **cover plates and devices requests,** it is necessary to respect these minimun quantities: **400 cover plates** (min. 10 cover plates per modularity) **and 1000 devices.**
 - it is possible to order **only devices**;
 - it is possible choosing colours from **RAL K7 Classic range, except for** 1026, 2005, 2007, 3024, 3026, 6038 colours.

The value to be applied to the starting price refers to the single device/cover plate and it has to be consider **on the total amount of the items required, cover plates + devices,** (for ex. 2000 devices and 600 cover plates), the surcharge value to consider is *'More than 2500 items'*

- Delivery time**
- product sample: same times as production;
 - **7 working weeks** for production after approval;
 - if samples are needed, to be agreed with the sales force as required.

1

• It is advisable to order a number of cover plates and devices including **a minimum quantity for any additions or replacements.**

Devices AND COVER PLATES IN RAL VARNISHED METAL

- The request must follow the following rules:
- it is possible to order **only devices** - the surcharge to be applied relates to **table 1**;
 - it is possible to order **only cover plates considering the minimum quantity of 200 pieces (min. 10 cover plates for modularity)** - the surcharge to be applied relates to **table 2**;
 - it is possible to order **devices + cover plates considering tihis minimum quantity: 400 pieces (min.10 plates for modularity) of cover plates and 1000 devices** - the surcharge to be applied relates to **table 1.**



TABLE 1
ONLY DEVICES OR DEVICES AND COVER PLATES
IN 5 TREND AND RAL COLORS

Surcharge (ref. to Price List 22X)

Quantity	Surcharge % (percentage addition to starting price)
From 1.000 to 2.500 items	
More than 2.500 items	

- INSTRUCTIONS'
- Gross price** surcharge € (100 items):
- **for cover plates:** same modularity and colour .01 (Metal - Total Look);
 - **for devices,** consider **the starting price of the same device in .B finish** (white);
 - for **cover plates and devices requests,** it is necessary to respect these minimun quantities: **400 cover plates** (min. 10 cover plates per modularity) **and 1000 devices.**
 - it is possible to order **only devices**;
 - it is possible choosing colours from **RAL K7 Classic range, except for** 1026, 2005, 2007, 3024, 3026, 6038 colours.

The value to be applied to the starting price refers to the single device/cover plate and it has to be consider **on the total amount of the items required, cover plates + devices,** (for ex. 2000 devices and 600 cover plates), the surcharge value to consider is *'More than 2500 items'*

- Delivery time**
- product sample: same times as production;
 - **10 working weeks** for production after approval;
 - if samples are needed, to be agreed with the sales force as required.

1

• It is advisable to order a number of cover plates and devices including **a minimum quantity for any additions or replacements.**

EIKON EXÉ

New materials.

MARbled STONEware - SURCHARGE



Filigree



Concrete Grey



Corten



Corten Grey

MARbled STONEware

Surcharge (ref. to Price List 22X)

Quantity	Surcharge € (100 items)
From 50 to 100 items	
More than 100 items	

Changes in the grain, colour or evenness of surface of cover plates are a prized feature and a guarantee of the material's authenticity

INSTRUCTIONS¹

The starting price is referred to .51 finish (Marbled Stoneware Calacatta White) of the same modularity to which the surcharge has to be added.

The **minimum quantity** is intended for each finish in any modularity, min. 10 items per modularity.

Delivery time

- product sample: same times as production;
- **12 working weeks** for production after approval;
- if samples are needed, to be agreed with the sales force as required.

GALVANIC METAL - SURCHARGE



Pink Gold



Brushed Antique Bronze



Brushed Gold

GALVANIC METAL

Surcharge (ref. to Price List 22X)

Quantity	Surcharge € (100 items)
From 200 to 300 items	
From 301 to 500 items	
From 501 to 1000 items	
More than 1000 items	

INSTRUCTIONS¹

The starting price is referred to .82 finish (Polished Metal - Gold) of the same modularity to which the surcharge has to be added.

The **minimum quantity** is intended for each finish in any modularity, min. 10 items per modularity.

Delivery time

- product sample: same times as production;
- **16 working weeks** for production after approval;
- if samples are needed, to be agreed with the sales force as required.

¹

- It is advisable to order a number of cover plates and devices including **a minimum quantity for any additions or replacements.**

EIKON EXÉ

New materials.

LEATHER - SURCHARGE



Woven Leather



Florentine Leather



Stingray



Striped Leather

LEATHER*

Surcharge (ref. to Price List 22X)

Quantity	Surcharge € (100 items)
From 50 to 100 items	
More than 100 items	

**The material is not available for Eikon Exé Vintage and Flat.*

Changes in the grain, colour or evenness of surface of cover plates are a prized feature and a guarantee of the material's authenticity

INSTRUCTIONS¹

The starting price is referred to .21 (Leather - Savannah) of the same modularity to which the surcharge has to be added.

The **minimum quantity** is intended for each finish in any modularity, min. 10 items per modularity.

Delivery time

- product sample: same times as production;
- **12 working weeks** for production after approval;
- if samples are needed, to be agreed with the sales force as required.

¹

- It is advisable to order a number of cover plates and devices including **a minimum quantity for any additions or replacements.**

EIKON EXÉ VINTAGE AND FLAT



EIKON EXE’ VINTAGE AND FLAT NEW MODULARITY - PRICES (ref. Price List 22X)

MARBLED STONEWARE

MARBL- STONE- WARE	EIKON EXÉ VINTAGE	H22672.1.xx 2 modules - 1-gang	H22672.2.xx 2 modules - 2-gang	H22673.1.xx 3 modules - 1-gang	H22673.2.xx 3 modules - 2-gang	22673.3.xx 3 modules - 3-gang	22674.4.XX 3 modules - 4-gang
		Dim. 90x90 mm	Dim. 90x90 mm	Dim. 122x90 mm	Dim. 122x90 mm	Dim. 122x90 mm	Dim. 144,5x90 mm
	EIKON EXÉ FLAT	H22682.1.xx 2 modules - 1-gang	H22682.2.xx 2 modules - 2-gang	H22683.1.xx 3 modules - 1-gang	H22683.2.xx 3 modules - 2-gang	22683.3.xx 3 modules - 3-gang	22684.4.XX 3 modules - 4-gang
		Dim. 90x90 mm	Dim. 90x90 mm	Dim. 122x90 mm	Dim. 122x90 mm	Dim. 122x90 mm	Dim. 144,5x90 mm
	Finish	Gross Price € (100 items)					
	Calacatta White	.51					
	Coffee Brown	.52					
	Marquiña Black	.53					

NOTE: for further finishes see below.

MARBL- STONE- WARE	EIKON EXÉ VINTAGE	H22675.3.xx 3 BS modules 3-gang	H22679.5.xx 5 BS modules 5-gang					
		Dim. 90x90 mm	Dim. 159,3x90 mm					
	EIKON EXÉ FLAT	H22685.3.xx 3 BS modules 3-gang	H22689.5.xx 5 BS modules 5-gang	COVER PLATES FOR HOME AUTOMATION SYSTEM				
				H22692.xx 2 modules 4-gang	H22693.xx 3 modules 6-gang	H22694.xx 4 modules 8-gang	H22695.xx 3 BS modules 6-gang	H22699.xx 5 BS modules 10-gang
		Dim. 90x90 mm	Dim. 159,3x90 mm	Dim. 90x90 mm	Dim. 122x90 mm	Dim. 144,5x90 mm	Dim. 90x90 mm	Dim. 159,3x90 mm
	Finish	Gross Price € (100 items)						
	Calacatta White	.51						
	Coffee Brown	.52						

NOTE: for further finishes see below.

MARBLED STONEWARE

Surcharge (ref. to Price List 22X)

Quantity	Surcharge € (100 items)
From 50 to 100 items	
More than 100 items	

Changes in the grain, colour or evenness of surface of cover plates are a prized feature and a guarantee of the material's authenticity

INSTRUCTIONS¹

The starting price is referred to .51 finish (Marbled Stoneware Calacatta White) of the same modularity to which the surcharge has to be added.

The **minimum quantity** is for each finish of every modularity (min. 10 items per modularity).

Delivery time

- product sample: to be confirmed with the sales force on receipt of the request;
- **12 working weeks** for production after approval of the sample.

EIKON EXE’ VINTAGE AND FLAT NEW MODULARITY - PRICES (ref. Price List 22X)

GLASS

GLASS	EIKON EXÉ VINTAGE	H22672.1.xx 2 modules - 1-gang	H22672.2.xx 2 modules - 2-gang	H22673.1.xx 3 modules - 1-gang	H22673.2.xx 3 modules - 2-gang	H22673.3.xx 3 modules - 3-gang	H22674.4.XX 4 modules - 4-gang
		Dim. 90x90 mm	Dim. 90x90 mm	Dim. 122x90 mm	Dim. 122x90 mm	Dim. 122x90 mm	Dim. 144,5x90 mm
	EIKON EXÉ FLAT	H22682.1.xx 2 modules - 1-gang	H22682.2.xx 2 modules - 2-gang	H22683.1.xx 3 modules - 1-gang	H22683.2.xx 3 modules - 2-gang	H22683.3.xx 3 modules - 3-gang	H22684.4.XX 4 modules - 4-gang
		Dim. 90x90 mm	Dim. 90x90 mm	Dim. 122x90 mm	Dim. 122x90 mm	Dim. 122x90 mm	Dim. 144,5x90 mm
	Finish	Gross Price € (100 items)					
	Milky White	.71					
	Canvas White	.72					
	Satin Black	.73					

GLASS	EIKON EXÉ VINTAGE	H22675.3.xx 3 BS modules 3-gang	H22679.5.xx 5 BS modules 5-gang					
		Dim. 90x90 mm	Dim. 159,3x90 mm					
	EIKON EXÉ FLAT	H22685.3.xx 3 BS modules 3-gang	H22689.5.xx 5 BS modules 5-gang	PLACCHE PER COMANDI DOMOTICI				
				H22692.xx 2 modules 4-gang	H22693.xx 3 modules 6-gang	H22694.xx 4 modules 8-gang	H22695.xx 3 BS modules 6-gang	H22699.xx 5 BS modules 10-gang
		Dim. 90x90 mm	Dim. 159,3x90 mm	Dim. 90x90 mm	Dim. 122x90 mm	Dim. 144,5x90 mm	Dim. 90x90 mm	Dim. 159,3x90 mm
	Finish	Gross Price € (100 items)						
	Milky White	.71						
	Canvas White	.72						

INSTRUCTIONS¹

Delivery times:

- product sample: to be confirmed with the sales force on receipt of the request;
- **18 working weeks** for production after approval of the sample.

1

• It is advisable to order a number of cover plates and devices including **a minimum quantity for any additions or replacements.**

1

• It is advisable to order a number of cover plates and devices including **a minimum quantity for any additions or replacements.**

EIKON EXÉ VINTAGE AND FLAT



COVER PLATES WITH CUSTOMISED HOLES - PRICES (ref. Price List 22X)

Cover plates of the standard modular designs (2, 3, 4 and 7 modules) and British modular designs (3 and 5 modules) can be customised with dedicated holes to allow installation of Vintage controls, Flat controls or other devices in the same cover plate. Fill in all parts of the table below and send it to the sales department.

EIKON EXÉ COVER PLATE CUSTOMISATION TABLE FOR VINTAGE OR FLAT CONTROLS

Examples of customised cover plates



Cover plate code:
22653.01 (L / V / F)



Cover plate code:
22653.01 (Q / P)



Cover plate code:
22653.01 (QK / QK / A)

Customisation with symbols	Reference cover plate: • Standard modular design 22642.xx (2 modules), 22653.xx (3 modules), 22654.xx (4 modules), 22657.xx (7 modules). • British modular design 22648.xx (3 modules), 22649.xx (5 modules). xx = finish	Control/device position							Q.ty order
		1	2	3	4	5	6	7	
<input type="checkbox"/>	1								
<input type="checkbox"/>	2								
<input type="checkbox"/>	3								
<input type="checkbox"/>	4								
<input type="checkbox"/>	5								
<input type="checkbox"/>	6								
<input type="checkbox"/>	7								
<input type="checkbox"/>	8								
<input type="checkbox"/>	9								
<input type="checkbox"/>	10								
<input type="checkbox"/>	11								
<input type="checkbox"/>	12								
<input type="checkbox"/>	13								
<input type="checkbox"/>	14								
<input type="checkbox"/>	15								

Key for hole type									
L Tab (Vintage)			F 22x45 mm modular window			S single indicator (February 2024)			
Q Square hole (Flat)			P Round socket outlet (occupies 2 modules)			DS double indicator (February 2024)			
QK 2 square holes (Flat home automation system), occupies 2 or 3 modules			A A+C type USB (February 2024)			V blank module			
			C C+C type USB (February 2024)						

Note: USB, single indicator and double indicator inserts cannot be installed in glass cover plates. A round socket outlet hole (2 modules) cannot be placed next to a 22x45 mm window hole.

Prices for finish/modular design												
Metal					Glass				Mirrors			
Matt white	Anthracite grey	Brushed nickel	Brushed dark bronze	Gold	Satin gold	Milky white	Canvas white	Satin black	Ice silver	Shiny bronze	Opal brown	
.01	.03	.11	.12	.82	.88	.71	.72	.73	.75	.76	.77	
Modular design		Gross Price € (100 items)										
2 modules	90x90 mm											
3 modules	122x90 mm											
4 modules	144,5x90 mm											
7 modules	212x90 mm											
3 modules - British	90x90 mm											
5 modules - British	159,3x90 mm											

INSTRUCTIONS¹

Minimum lot means for single finish and any modular design (min. 20 cover plates for metal versions, min. 50 cover plates for glass and mirror versions).

Delivery time

- product sample: to be confirmed with the sales force on receipt of the request;
- **12 working weeks** are needed after approval of the sample for production of painted metal (.01, .03, .12 and .88) versions (not customised with symbols), **18 working weeks** for galvanic metal (.11 and .82), glass (.71, .72 and .73) and mirror (.75, .76 and .77) versions (not customised with symbols).

¹ It is advisable to order a number of cover plates including a **minimum quantity for any additions or replacements**.

To customise cover plates with **symbols and text**, refer to the dedicated section for Eikon Exé Vintage and Flat. Enter the **line number** from the above table to call up the cover plate in the customisation section.

MULTI-WINDOW COVER PLATES WITH CUSTOMISED HOLES - PRICES (ref. Price List 22X)

Multi-window cover plates of the standard modular designs (2+2, 2+2+2 and 2+2+2+2 modules) can be customised with dedicated holes to allow installation of Vintage controls, Flat controls or other devices in the same cover plate. Fill in all parts of the table below and send it to the sales department.

EIKON EXÉ MULTI-WINDOW COVER PLATE CUSTOMISATION TABLE FOR VINTAGE OR FLAT CONTROLS


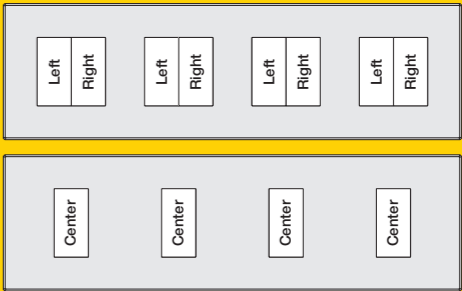
Examples of customised cover plates



Cover plate code:
22643.01 (L at the centre / P)



Cover plate code:
22643.01 (QK / QK / F / F)

Customisation with symbols			Reference multi-window cover plate: 22643.xx (2+2 moduli), 22644.xx (2+2+2 moduli), 22669.xx (2+2+2+2 moduli). xx = finish	Cover plate orientation:		Control/device position												Q.ty order							
																									
				Horizontal	Vertical	2 modules				+	2 modules				+	2 modules				+	2 modules				
<input type="checkbox"/>	1		<input type="checkbox"/>		<input type="checkbox"/>	Left	Center	Right		Left	Center	Right		Left	Center	Right		Left	Center	Right		Left	Center	Right	
<input type="checkbox"/>	2		<input type="checkbox"/>		<input type="checkbox"/>																				
<input type="checkbox"/>	3		<input type="checkbox"/>		<input type="checkbox"/>																				
<input type="checkbox"/>	4		<input type="checkbox"/>		<input type="checkbox"/>																				
<input type="checkbox"/>	5		<input type="checkbox"/>		<input type="checkbox"/>																				
<input type="checkbox"/>	6		<input type="checkbox"/>		<input type="checkbox"/>																				
<input type="checkbox"/>	7		<input type="checkbox"/>		<input type="checkbox"/>																				
<input type="checkbox"/>	8		<input type="checkbox"/>		<input type="checkbox"/>																				
<input type="checkbox"/>	9		<input type="checkbox"/>		<input type="checkbox"/>																				
<input type="checkbox"/>	10		<input type="checkbox"/>		<input type="checkbox"/>																				
<input type="checkbox"/>	11		<input type="checkbox"/>		<input type="checkbox"/>																				
<input type="checkbox"/>	12		<input type="checkbox"/>		<input type="checkbox"/>																				

Key for hole type									
L Tab (Vintage)			F 22x45 mm modular window			S single indicator (February 2024)			
Q Square hole (Flat)			P Round socket outlet (occupies 2 modules)			DS double indicator (February 2024)			
QK 2 square holes (Flat home automation system), occupies 2 or 3 modules			A A+C type USB (February 2024)			V blank module			
			C C+C type USB (February 2024)						

Note: USB, single indicator and double indicator inserts cannot be installed in glass cover plates. A round socket outlet hole (2 modules) cannot be placed next to a 22x45 mm window hole.

Prices for finish/modular design												
Metal					Glass				Mirrors			
Matt white	Anthracite grey	Brushed nickel	Brushed dark bronze	Gold	Satin gold	Milky white	Canvas white	Satin black	Ice silver	Shiny bronze	Opal brown	
.01	.03	.11	.12	.82	.88	.71	.72	.73	.75	.76	.77	
Modular design		Gross Price € (100 items)										
2+2 modules	161x90 mm											
2+2+2 modules	232x90 mm											
2+2+2+2 modules	303x90 mm											

INSTRUCTIONS¹

Minimum lot means for single finish and any modular design (min. 20 cover plates for metal versions, min. 50 cover plates for glass and mirror versions).

Delivery time

- product sample: to be confirmed with the sales force on receipt of the request;
- **12 working weeks** are needed after approval of the sample for production of painted metal (.01, .03, .12 and .88) versions (not customised with symbols), **18 working weeks** for galvanic metal (.11 and .82), glass (.71, .72 and .73) and mirror (.75, .76 and .77) versions (not customised with symbols).

¹ It is advisable to order a number of cover plates including a **minimum quantity for any additions or replacements**.

To customise cover plates with **symbols and text**, refer to the dedicated section for Eikon Exé Vintage and Flat. Enter the **line number** from the above table to call up the cover plate in the customisation section.



Cover plate in RAL 1012



For **varnished metal** cover plates, it is possible to choose not only the colours available in the range but also any colour in the RAL K7 Classic range in **gloss or matt finish** (except for 1026, 2005, 2007, 3024, 3026, 6038).



Cover plate with Arké's ".23 Matt silver" porting

EIKON EXÉ	.01 Matt white
	.02 Next
	.03 Anthracite grey
ARKÉ	.01 Matt graphite*
	.02 Matte slate grey
	.03 Silver
	.04 Matt titanium
	.05 Matt pearl grey
	.06 Polar
	.13 Matt champagne
	.22 Slate grey
PLANA	.23 Matt silver
	.24 Matt bronze
	.26 Matt polar
	.70 Metallized bronze
	.71 Metallized silver
PLANAL	.72 Metallized green
	.73 Metallized blue

Metal cover plate in Black Chrome (.83)
customized with logotype.

Eikon Exe Vintage metal cover plate
in Matt White (.01) customized with
logotype.

Quantity	Code	Surcharge € (100 items)
From 200 to 300 items	B.P142	
From 301 to 500 items	B.P143	
More than 500 items	B.P144	

Quantity	Code	Surcharge € (100 items)
Up to 20 items	B.P31	
From 21 to 50 items	B.P32	
From 51 to 100 items	B.P33	
From 101 to 500 items	B.P34	
More than 500 items	B.P35	

- Colour imitations are not possible.
- It is advisable to order a number of cover plates including a **minimum quantity for any additions or replacements**.
- For **RAL/PORTING customization**, the starting price is referred to .01 finish (Metal - Total look) to which the surcharge has to be added.
- For **logotype customization** the starting price is referred to the chosen finish.
- It is possible to request a **RAL/Porting customization sample at a gross price of € 360**, to which has to be added the base price of the cover plates for the quantity required (the starting price refers to .01 finish cover plate). If the order is confirmed, the gross price will be deducted from the total order value. **Please write down into the confirmation the order number of the sample requested.**
- The **minimum quantity** for the RAL colours is **200 total items** per each finish without restrictions on modularity (min. 10 cover plates per modularity).
- **The sample delivery time is approx. 4 working weeks** - to be agreed with sales network.
- **The sample might be different from the final product.**

- the **code**:
- for **RAL colour**:
P + cover plate code + . **RAL** (e.g.: **P22653.RAL**);
- for **PORTING colour**:
P + cover plate code + . **PORTING** (e.g.: **P22653.PORTING**);
- for **logotype customization**:
P + cover plate code + . + finish code (e.g.: **P22653.70**);

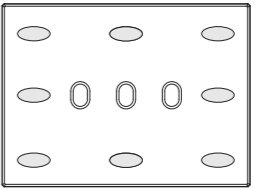
- the **minimum quantity**;
- the **RAL colour and finish** (gloss or matt) or the **PORTING** colour code of another series (e.g. PORTING: Arké.02);
- the **customization with logotype** and marking the **position** shown in grey on the drawing below.

[illegible]

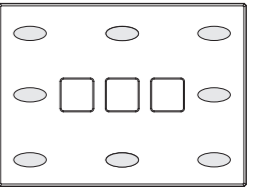
NOTE. All modularities must have the same RAL or PORTING colour

A diagram showing a large rectangle with a smaller square centered inside it. Eight ovals are arranged around the central square, with two ovals on each of the four sides of the rectangle. The ovals are positioned such that they appear to be part of a larger, symmetrical pattern.

Eikon Exé

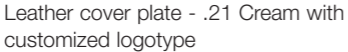
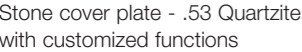


Eikon Exé Vintage



Eikon Exé Flat

LOGOTYPE AND FUNCTIONS CUSTOMIZATION



Leather cover plate - .22 Tobacco
with customized frame

CUSTOMIZATION PRICE LIST (ref. to Price list 22X)

The quantity refers to the cover plates with the same type of customization but it is independent from modularity

Quantity	Code	Surcharge (100 items €)
From 20 to 75 items	B.P161	
From 76 to 100 items	B.P162	
From 101 to 150 items	B.P163	
From 151 to 200 items	B.P164	
From 201 to 300 items	B.P165	
From 301 to 500 items	B.P166	
More then 500 items	B.P167	

- It is advisable to order a number of cover plates including a **minimum quantity for any additions or replacements**.
- For logotype/functions and/or outer frame customization, the starting price is referred to the chosen finish.
- The **minimum quantity** refers to **20 total items** per each finish without restrictions on modularity.
- The **delivery time is approx. 8 working weeks** (to be agreed with sales network).
- For symbols customisations, it will be necessary **to indicate all the different desired combinations**.
- Over time, on particular materials, some symbols might become less visible due to the natural wear of the material which represents the **value of these particular finishes**.
- For a **better aesthetic result**, it is recommended to choose simple symbols.

Complete de table indicating:

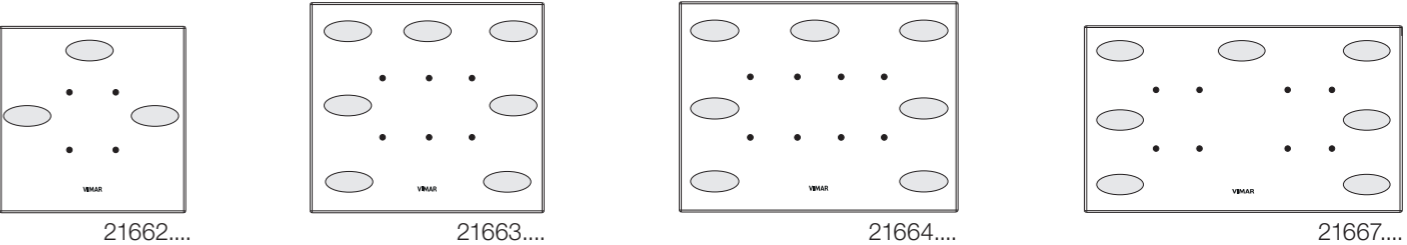
- the **code**:
 - for **frame customization**:
P + cover plate code + . + finish code + **.C** (e.g.: **P21663.70.C**);
 - for **logotype customization**:
P + cover plate code + . + finish code (e.g.: **P21663.70**);
- the **minimum quantity**;
- the **customization with logotype**, marking the **position** shown in grey on the drawing below.
- the **customization of functions** positioned in the order shown on the drawing beside.

Diagram illustrating four square frames, each containing eight points labeled A through H. The points are arranged in two rows of four. The top row contains points A, C, E, G and the bottom row contains points B, D, F, H. The frames are labeled 21662..., 21663..., 21664..., and 21667... below them.

CUSTOMIZATION TABLE

[illegible]

MARK THE POSITION FOR LOGOTYPE CUSTOMIZATION



EIKON EVO

Cover plates customization.

For all modularity of **Eikon Evo** aluminium cover plates, **except for 21665..** (cover plate for 10" Video touch screen), it is possible:

- choose **RAL** colour from RAL K7 Classic range, gloss or matt finish (except for the colours 1026, 2005, 2007, 3024, 3026, 6038)
- choose **available colour** of another Vimar series (**PORTING***);
- **customise the inner/outer frame**, choosing between anthracite grey, white, Next, chrome and golden versions (this is possible for all kind of material and finish);
- **customise cover plate with a logotype**.



RAL / PORTING CUSTOMIZATION



Metal cover plate with RAL 5014 and inner/outer frame in Next version.



Metal cover plate in .26 Polar matt porting from Arké.



RAL K7 Classic range
For **varnished metal** cover plates, it is possible to choose not only the colours available in the range but also any colour in the RAL K7 Classic range in **gloss or matt finish** (except for 1026, 2005, 2007, 3024, 3026, 6038).

*** Available colours in Vimar other series (PORTING).**
Do not be laser-engraved

EIKON EXÉ	.01 Matt white	PLANA	.70 Metallized bronze
	.02 Next		.71 Metallized silver
	.03 Anthracite grey		.72 Metallized green
ARKÉ	.01 Matt graphite*		.73 Metallized blue
	.02 Mate slate grey		
	.03 Silver		
	.04 Matt titanium		
	.05 Matt pearl grey		
	.06 Polar		
	.13 Matt champagne		
	.22 Slate grey		
	.23 Matt silver		
	.24 Matt bronze		
	.26 Matt polar		

LOGOTYPE CUSTOMIZATION



Metal cover plate in .10 satin gold

INNER/OUTER FRAME CUSTOMIZATION



Stone cover plate in .52 Slate grey, customized with anthracite grey inner and outer frame

CUSTOMIZATION PRICE LIST (ref. to Price list 22X)

Surcharge for RAL/PORTING			Surcharge for frame			Surcharge for logotype		
Quantity	Code	Surcharge € (100 items)	Quantity	Code	Surcharge € (100 items)	Quantity	Code	Surcharge € (100 items)
From 200 to 300 items	B.P142		From 50 to 75 items	B.P131		Up to 20 items	B.P31	
From 301 to 500 items	B.P143		From 76 to 100 items	B.P132		From 21 to 50 items	B.P32	
More than 500 items	B.P144		From 101 to 150 items	B.P133		From 51 to 100 items	B.P33	
The surcharge for RAL colour includes any changes in colour for inner/outer frame.			From 151 to 200 items	B.P134		From 101 to 500 items	B.P34	
			From 201 to 300 items	B.P135		More than 500 items	B.P35	
			From 301 to 500 items	B.P136		The quantity refers to the cover plates with the same logo regardless of modularity.		
			More than 500 items	B.P137				

INSTRUCTIONS

- Colour imitations are not possible.
- It is advisable to order a number of cover plates including a **minimum quantity for any additions or replacements**.
- For **RAL/PORTING customization**, the starting price is referred to .01 finish (**Primari - Bright Aluminium**) to which the surcharge has to be added.
- For **logotype customization or frame colour changing**, the starting price is referred to the choosen finish.
- The **minimum quantity for frame changing** is **50 total items** per each finish without restrictions on modularity (the colour of the frame must be the same for all items).
- It is possible to request a **RAL/Porting customization sample at a gross price of € 360**, to which has to be added the base price of the cover plates for the quantity required (the starting price refers to .01 finish cover plate). If the order is confirmed, the gross price will be deducted from the total order value. **Please write down into the confirmation the order number of the sample requested.**
- It is possible to request a **customized frame sample for a fee**. The surcharge cost of every single customized sample is **€ 20**.
- The **minimum quantity for RAL colour** is **200 total items** per each finish without restrictions on modularity (min. 10 cover plates per modularity).
- The **delivery time** is **approx. 8 working weeks** - to be agreed with sales network.
- The **sample delivery time** will be agreed with sales network.
- The **sample might be different from the final product**.

HOW TO ORDER

Complete de table indicating:

- the **code**:
 - for **RAL customization**:
P + cover plate code + . RAL (e.g.: **P21653.RAL**);
 - for **PORTING customization**:
P + cover plate code + . PORTING (e.g.: **P21653.PORTING**);
 - for **frame customization**:
P + cover plate code + . + finish code + .C (e.g.: **P21653.70.C**);

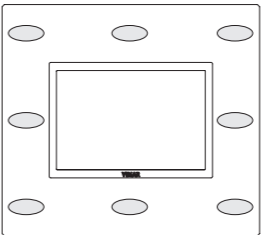
- for **logotype customization**:
P + cover plate code + . + finish code (es.: **P21653.70**);
- the **minimum quantity**;
- the **RAL colour and finish** (gloss or matt) or the **PORTING** colour code of another series (e.g. PORTING: **Arké.02**);
- the **colour for inner/outer frame**;
- the **customization with logotype**, marking the **position** shown in grey on the drawing below.

CUSTOMIZATION TABLE

Cover plate code	Q.ty order	RAL colour	RAL finish	PORTING colour	Outer frame colour	Inner frame colour	Logotype
					<input type="checkbox"/>	<input type="checkbox"/>	<input type="checkbox"/>
					Anthracite grey	Anthracite grey	<input type="checkbox"/>
					<input type="checkbox"/>	<input type="checkbox"/>	<input type="checkbox"/>
					White	White	<input type="checkbox"/>
			<input type="checkbox"/>		<input type="checkbox"/>	<input type="checkbox"/>	<input type="checkbox"/>
			Gloss		Next	Next	<input type="checkbox"/>
			<input type="checkbox"/>		<input type="checkbox"/>	<input type="checkbox"/>	<input type="checkbox"/>
			Matt		Chrome	Chrome	<input type="checkbox"/>
					<input type="checkbox"/>	<input type="checkbox"/>	<input type="checkbox"/>
					Gold	Gold	<input type="checkbox"/>
					<input type="checkbox"/>	<input type="checkbox"/>	<input type="checkbox"/>

NOTE. All modularities must have the same RAL or PORTING colour and the same frame colour (it is possible choosing different colours for inner and outer frame)

MARK THE POSITION FOR LOGOTYPE CUSTOMIZATION



EIKON

Traditional and home automation devices and buttons.

The devices and buttons customization are laser-engraved because it is high-precise in the reproduction also of the complex subjects and indelible over time. It is possible to reproduce every type of customization, symbols or wordings (not coloured), choose in our library or requested from the.

HOW TO ORDER

It is necessary to fill these tables:

- **Customization table;**
- **Indications for buttons and devices customization table:** marking the desired position to customise considering the backlighting.

Price of customization for standard symbols library (see page 46) or not standard-library wordings* (refer to Price list 22X)

* Follow 'Instructions' below.

Quantity (items with the same symbols)	Code	Surcharge € (100 items)
Up to 20 items	B.P31	
From 21 to 50 items	B.P32	
From 51 to 100 items	B.P33	
From 101 to 500 items	B.P34	
More than 500 items	B.P35	

Instructions

The **wordings** not included in the 'Standard symbols and wordings library':

- for **traditional buttons and devices:** wording can be backlit as referred into the table shown in the next page or **not backlit** in the whole area of the button;
- for **home automation buttons:** wording can be backlit in the 10x10 mm area composed of **max 3 rows**, each rows with max **8 capital letters, font height of 1,7 mm** and style as the standard library (see table below).
For **not backlit wordings**, the customization can be placed in whole button area.

Text positions		
Text in 1 row	Text in 2 rows	Text in 3 rows

Examples of customized buttons and devices



Rocker push buttons



Axial buttons with backlit customization



1-module radiofrequency buttons



2-module radiofrequency buttons

Examples of customized home automation buttons



Customization without backlighting and LED "OFF"



Customization with backlighting (text and simbolo into 1-module buttons)



Customization with backlighting (text into 2-module button and symbols into 1-module buttons)

CUSTOMIZATION TABLE

Article code	Symbol* code	Q.ty	Article code	Symbol* code	Q.ty	Article code	Symbol* code	Q.ty

* See Library of standard symbols and wording on page 46, or according to customer request.

INDICATIONS FOR TRADITIONAL BUTTONS AND DEVICES CUSTOMIZATION (mark the position to customise)

Type	Customization position	Backlit customization	Not Backlit customization
1- and 2-module rocker switches and 1-, 2-, 3-module interchangeable buttons		NO	Positions 1 and 2
Interchangeable buttons for rocker switches 20031, 20032 and 20033		YES only position 3 into 14x7 mm area	Positions 1 and 2
1- and 2-module axial switches		NO	Positions 1 and 2
Interchangeable buttons for axial switches 20131.0, 20132.0 and 20133.0		YES only position 2 with 14x7 mm Mylar label	Positions 1 and 3
Pair of 1-module buttons for radiofrequency device		NO	Positions 1 and 2
2-module button for radiofrequency device		NO	Positions 1 and 2

INDICATIONS FOR HOME AUTOMATION BUTTONS CUSTOMIZATION (mark the position to customise)

Type	Customization position	Backlit customization	Not Backlit customization
1-module half buttons		YES only into 10x10 mm area	if LED programming is "OFF" the whole area of the button can be customized
2-module half buttons		YES only into 10x10 mm area	if LED programming is "OFF" the whole area of the button can be customized

EIKON

Eikon Exé Vintage and Flat devices customization.

The devices and buttons customization are laser-engraved because it is high-precise in the reproduction also of the complex subjects and indelible over time. It is possible to reproduce every type of customization, symbols or wordings (not coloured), choose in our library or requested from the customer.

HOW TO ORDER

It is necessary to fill these tables:

- **Customization table;**
- **Indications for buttons and devices customization table:** marking the desired position to customise considering the backlighting.

Price of customization for standard symbols library (see page 46) **or not standard-library wordings*** (refer to Price list 22X)

* Follow 'Instructions' below.

Quantity (items with the same symbols)	Code	Surcharge € (100 items)
Up to 20 items	B.P31	
Da 21 a 50 items	B.P32	
Da 51 a 100 items	B.P33	
Da 101 a 500 items	B.P34	
More than 500 items	B.P35	

Instructions

VINTAGE DEVICES

- the devices lever can not be customized;
- to identify the functions it is necessary to customise the indicated area and the symbols into the cover plate (for symbols see Standard symbols and wordings library' on page 46);
- every variation of symbol/wording on the cover plate corresponds to a different customization.
If logo and symbols customization are requested at the same time, the calculated surcharge matches the symbol customization;
- the symbols are not backlightable.

FLAT DEVICES

- the wordings can be **backlit** into the ø 11 mm area with **max 3 rows of capital letters**, which must follow:
 - number of characters: see table below;
 - height of character 1,7 mm.
- the **not backlit** wordings, the customization can be placed in whole button area.

Indications for wordings customization on Flat devices		
Text in 1 row	Text in 2 rows	Text in 3 rows

Customized Vintage lever



Eikon Exé Vintage, 3-gang cover plate



Eikon Exé Vintage, 2-gang cover plate

Price of customization for or not standard-library symbols* (refer to Price list 22X)

* Follow 'Instructions' below.

Quantity (items with the same symbols)	Code	Surcharge € (100 items)
From 5 to 20 items	B.P36	
From 21 to 50 items	B.P37	
From 51 to 100 items	B.P38	
From 101 to 500 items	B.P39	
More than 500 items	B.P40	

Instructions

FLAT DEVICES

- The **symbols/wordings** not included in the '**Standard symbols and wordings library**' must be supplied as follows:
- DXF or EPS file;
 - line width and distance between lines: min. 0,5 mm.
- In **Flat devices**, the symbols can be:
- **backlit** in the positions as referred into the table shown in the next page;
 - **not backlit**, in this case the customization can be placed in whole button area.

Customized Flat devices



Eikon Exé Flat, 6 home automation devices, RGB backlit



Eikon Exé Flat, 3 backlit and customized devices




Eikon Exé Flat, 2 backlit devices

TABELLA PERSONALIZZAZIONE

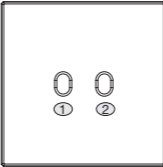
Article code	Symbol* code	Line number**	Position	Q.ty	Article code	Symbol* code	Line number**	Position	Q.ty

* See Library of standard symbols and wording on page 46, or according to customer request.
** For cover plates with customised holes as well as customised symbols and text, fill in the table with the line that refers to the cover plate with customised holes.


VINTAGE DEVICES POSITIONS (mark the position to customise)




22672.1.xx - 1-gang




22672.2.xx - 2-gang



22673.1.xx - 1-gang




22673.2.xx -2-gang



22673.3.xx -3-gang

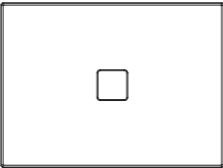
FLAT TRADITIONAL DEVICES (mark the position to customise)



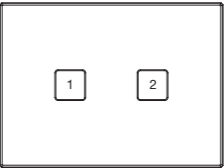
22682.1.xx - 1-gang



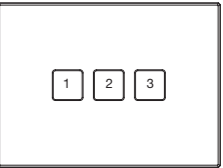
22682.2.xx - 2-gang



22683.1.xx - 1-gang




22683.2.xx -2-gang

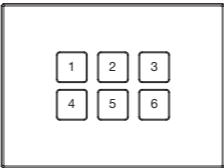


22673.3.xx -3-gang

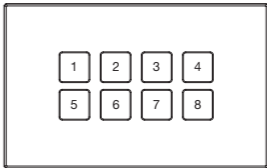
FLAT HOME AUTOMATION DEVICES (mark the position to customise)



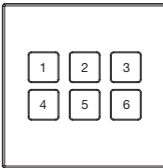
22692.xx - 4-gang



22693.xx - 6-gang

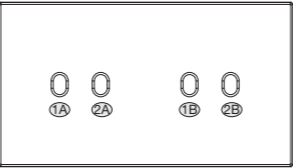


22694.xx - 8-gang

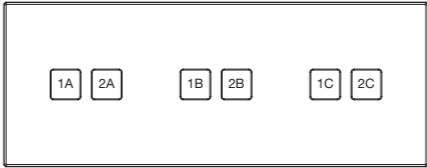


22696.xx - 6-gang, British standard

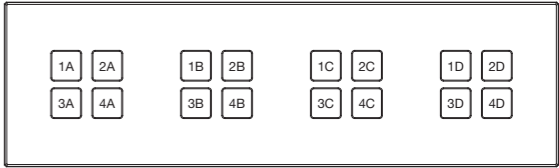
POSITIONS FOR CUSTOMISING COVER PLATES WITH HOLES (examples with Vintage and Flat controls)



22643.xx - 4-gang



22644.xx - 6-gang



22699.xx - 16-gang

INDICATIONS FOR FLAT DEVICES

Cover plates finishes	Customization position	Backlit customization	Not Backlit customization
01 Matt White 03 Anthracite Grey 12 Brushed Dark Bronze 88 Satin Gold		YES only in ø 11 mm area	if LED programming is "OFF" the whole area of the button can be customized
11 Brushed Nickel 82 Gold		Refer to commercial network	Refer to commercial network


LINEA

Cover plates customization.

For all modularity of **Piana** cover plates.



LOGOTYPE CUSTOMIZATION



Black .02 cover plate customized with logo

CUSTOMIZATION PRICE LIST (ref. to Price list 22X)

Surcharge for logotype

Quantity	Code	Surcharge € (100 items)
Up to 20 items	B.P71	
From 21 to 50 items	B.P72	
From 51 to 100 items	B.P73	
From 101 to 500 items	B.P74	
More than 500 items	B.P75	

The quantity refers to the cover plates with the same logo regardless of modularity.

INSTRUCTIONS

- Colour imitations are not possible.
- It is advisable to order a number of cover plates including a **minimum quantity for any additions or replacements.**
- For **logotype customization**, the starting price is referred to the choosen finish.
- The **delivery time** is **approx. 8 working weeks** - to be agreed with sales network.

HOW TO ORDER

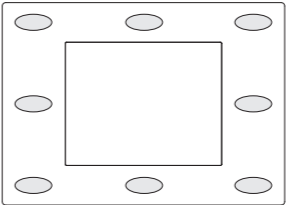
Complete de table indicating:

- the **code**: **P** + cover plate code (e.g.: **P30653.01**);
- the **minimum quantity**;
- the **customization with logotype** and marking **the position** shown in grey on the drawing below.

CUSTOMIZATION TABLE

Article code	Q.ty order	Article code	Q.ty order	Article code	Q.ty order

MARK THE POSITION FOR LOGOTYPE CUSTOMIZATION



LINEA

Traditional and home automation devices and buttons.

The devices and buttons customization are laser-engraved because it is high-precise in the reproduction also of the complex subjects and indelible over time. It is possible to reproduce every type of customization, symbols or wordings (not coloured), choose in our library or requested from the customer.

HOW TO ORDER

It is necessary to fill these tables:

- Customization table;
- Indications for buttons and devices customization table: marking the desired position to customise considering the backlighting.

Price of customization for standard symbols library (see page 47) or not standard-library wordings* (refer to Price list 22X)

* Follow 'Instructions' below

Quantity (items with the same symbols)	Code	Surcharge € (100 items)
Up to 20 items	B.P71	
From 21 to 50 items	B.P72	
From 51 to 100 items	B.P73	
From 101 to 500 items	B.P74	
More than 500 items	B.P75	

Instructions


The wordings not included in the 'Standard symbols and wordings library':

- for traditional buttons and devices: wording can be backlit as referred into the table shown in the next page or not backlit in the whole area of the button;
- for home automation buttons: wording can be backlit in the 10x10 mm area composed of max 3 rows, each rows with max 8 capital letters, font height of 1,7 mm and style as the standard library (see table below). For not backlit wordings, the customization can be placed in whole button area.

Note. The customization of the home automation device 31480 is realized in the surface of the button completely clean up.

Text positions		
Text in 1 row	Text in 2 rows	Text in 3 rows

Customized buttons and devices



Rocker and aligned controls with customisation



Axial controls with diffuser and backlit customisation



1-module buttons for radiofrequency controls with customisation




2-module buttons for radiofrequency controls with customisation

Customized home automation buttons and devices



Customization without backlighting and LED "OFF"



Customization with backlighting

CUSTOMIZATION TABLE

Article code	Symbol* code	Q.ty	Article code	Symbol* code	Q.ty	Article code	Symbol* code	Q.ty

* See Library of standard symbols and wording on page 47, or according to customer request.

INDICATIONS FOR TRADITIONAL BUTTONS AND DEVICES CUSTOMIZATION (mark the position to customise)

Type	Customization position	Backlit customization	Not Backlit customization
Aligned controls and traditional rocker controls. 1 module		NO	Positions 1 and 2
Aligned controls with vertical light beam. 1 module		NO	Positions 1, 2 and 3
Axial controls. 1 module		NO	Positions 1 and 3
Buttons with diffuser for aligned and axial controls. 1 module		YES only position 2 only into 10x10 mm area	Positions 1 and 3
Pair of 1-module buttons for radiofrequency controls		NO	Positions 1 and 2
2-module button for radiofrequency controls		NO	Positions 1 and 2

INDICATIONS FOR HOME AUTOMATION BUTTONS CUSTOMIZATION (mark the position to customise)

Type	Customization position	Backlit customization	Not Backlit customization
1-module half buttons Note. The customization of the home automation device 31480 is realized in the surface of the button completely clean up.		YES only into 10x10 mm area	if LED programming is "OFF" the whole area of the button can be customized
2-module half buttons Note. The customization of the home automation device 31480.2 is realized in the surface of the button completely clean up.		YES only into 10x10 mm area	if LED programming is "OFF" the whole area of the button can be customized

LINEA


Customisation of Linea controls with XT platform.

Linea controls with XT platform can be customised in **two ways**: using **dynamic, customisable LED** icons which can be customised using the App or by **applying a label** of the chosen symbol directly onto the back of the button, after removing it from its control.

CUSTOMIZATION BY LABEL

HOW TO ORDER

- It is necessary:
- for black buttons: fill in the Customization table below;
 - for white and canvas buttons: refer to sales network.



Completely customisable symbols from a large library, via the application of a label onto the back of the button.

Dynamic, customisable LED icons via App. Possibility of smart backlighting: white at various brightness levels. No symbol is visible when the device is off.

CUSTOMIZATION TABLE (via sheet with labels, art. code P32090.PG. Each sheet contains 24 symbols to choose from)

Symbol* code	Q.ty	Symbol* code	Q.ty	Symbol* code	Q.ty	Symbol* code	Q.ty

* See 'Standard symbols and wording library' on page 47

Symbols and words of the dynamic LED icons.

Examples of symbols and words that identify the main functions of the controls and of the Linea thermostat with XT platform: from lights to roller shutters, from HVAC device to home automation scenarios.

Symbols and words of the dynamic LED icons configurable via App for Linea controls with XT platform

Letters
A B C D E F G H I J K L M N O P Q R S T U V W X Y Z

Icons
[Icons representing various functions like lights, roller shutters, etc.]

State icons
Roller shutters: open, open >50%, open <50%, closed
Right curtain: open, open >50%, open <50%, closed
Left curtain: open, open >50%, open <50%, closed

Animated icons
Example of closing cycle with roller shutter icon and example of animation with going out scenario
Going out: [Icons representing going out scenario]

Figures
1 2 3 4 5 6 7 8 9 0

Example of opening cycle with roller shutter icon and example of animation with entry scenario
Entry: [Icons representing entry scenario]

Symbols and words of the dynamic LED icons configurable via App for Linea thermostat with XT platform

Thermostat
HEAT COOL NC ON OFF AUTO DRY FAN
BLOCK FLOOR OPEN ---
Probe error

Fan coil
K10 K11 K12 K13 K14 K15 K16
K17 K18 K19 K20 K21

Figures
Font 1: 1 2 3 4 5 6 7 8 9 0 . - %
Font 2: 1 2 3 4 5 6 7 8 9 0
Font 3: 1 2 3 4 5 6 7 8 9 0 . - %


ARKÉ

Cover plates customization.

- For all modularity of **Arké** metal cover plates, it is possible:
- choose **RAL** colour from RAL K7 Classic range, gloss or matt finish (except for the colours 1026, 2005, 2007, 3024, 3026, 6038)
 - choose **available colour** of another Vimar series (**PORTING**);
 - **customise the outer frame**, choosing between anthracite grey and white;
 - **customise cover plate with a logotype**.



RAL / PORTING AND OUTER FRAME CUSTOMIZATION



Metal cover plate customized with RAL 5014 and anthracite grey outer frame



Metal cover plate .73 Metallized blue customized with white outer frame



RAL K7 Classic range
For **varnished metal** cover plates, it is possible to choose not only the colours available in the range but also any colour in the RAL K7 Classic range in **gloss or matt finish** (except for 1026, 2005, 2007, 3024, 3026, 6038).

*** Available colours in Vimar other series (PORTING).**
Do not be laser-engraved

EIKON EXÉ	.01 Matt white	PLANA	.70 Metallized bronze
	.02 Next		.71 Metallized silver
	.03 Anthracite grey		.72 Metallized green
ARKÉ	.01 Matt graphite*		.73 Metallized blue
	.02 Mate slate grey		
	.03 Silver		
	.04 Matt titanium		
	.05 Matt pearl grey		
	.06 Polar		
	.13 Matt champagne		
	.22 Slate grey		
	.23 Matt silver		
	.24 Matt bronze		
	.26 Matt polar		

LOGOTYPE CUSTOMIZATION

It can not be laser-engraved the Metal-Color (varnished metal): Arké Classic matt graphite (.01) and Arké Round matt graphite (.21) cover plates



.88 Antique gold.

CUSTOMIZATION PRICE LIST (ref. to Price list 22X)

Surcharge for RAL/PORTING

Quantity	Code	Surcharge € (100 items)
From 200 to 300 items	B.P155	
From 301 to 500 items	B.P156	
More than 500 items	B.P157	

The surcharge for RAL/PORTING colour includes any changes in colour for outer frame. The frame may only be customized when customizing the RAL or PORTING colour.

Surcharge for logotype

Quantity	Code	Surcharge € (100 items)
Up to 20 items	B.P51	
From 21 to 50 items	B.P52	
From 51 to 100 items	B.P53	
From 101 to 500 items	B.P54	
More than 500 items	B.P55	

The quantity refers to the cover plates with the same logo regardless of modularity.

INSTRUCTIONS

- Colour imitations are not possible.
- It is advisable to order a number of cover plates including a **minimum quantity for any additions or replacements**.
- For **RAL/PORTING and outer frame customization**, the starting price is referred to **.01 finish (Metal-Color, varnished metal)** to which the surcharge has to be added.
- For **logotype customization**, the starting price is referred to the chosen finish.
- The **minimum quantity for RAL colour** is **200 total items** per each finish without restrictions on modularity (min. 10 cover plates per modularity).
- The **delivery time** is **approx. 8 working weeks** - to be agreed with sales network.
- It is possible to request a **RAL/Porting customization sample at a gross price of € 360**, to which has to be added the base price of the cover plates for the quantity required (the starting price refers to .01 finish cover plate). If the order is confirmed, the gross price will be deducted from the total order value. **Please write down into the confirmation the order number of the sample requested.**
- The **sample delivery time** will be agreed with sales network.
- The **sample might be different from the final product**.

HOW TO ORDER

Complete de table indicating:

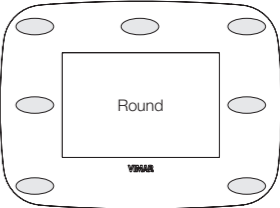
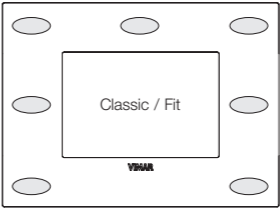
- the **code**:
 - **RAL customization**:
P + cover plate code + . RAL (e.g.: P19653.RAL);
 - **PORTING customization**:
P + cover plate code + . PORTING (e.g.: P19653.PORTING);
 - **frame customization**:
P + cover plate code + . + finish code + .C (e.g.: P19653.74.C)
 - **logotype customization**:
P + cover plate code + . + finish code (e.g.: P19653.74);
- the **minimum quantity**;
- the **RAL colour and finish** (gloss or matt) or the **PORTING** colour code of another series (e.g. PORTING: Plana.70);
- the **colour for inner/outer frame**;
- the **customization with logotype** and marking the position shown in grey on the drawing below.

CUSTOMIZATION TABLE

Cover plate code	Q.ty order	RAL colour	RAL finish	PORTING colour	Outer frame colour	Logotype
						<input type="checkbox"/>
						<input type="checkbox"/>
						<input type="checkbox"/>
						<input type="checkbox"/>
						<input type="checkbox"/>
					<input type="checkbox"/> Anthracite grey	<input type="checkbox"/>
			<input type="checkbox"/> Gloss			<input type="checkbox"/>
			<input type="checkbox"/> Matt		<input type="checkbox"/> White	<input type="checkbox"/>
						<input type="checkbox"/>
						<input type="checkbox"/>
						<input type="checkbox"/>
						<input type="checkbox"/>

NOTE. All modularities must have the same RAL or PORTING and FRAME colour

MARK THE POSITION FOR LOGOTYPE CUSTOMIZATION



ARKÉ

Traditional and home automation devices and buttons.

The devices and buttons customization are laser-engraved because it is high-precise in the reproduction also of the complex subjects and indelible over time. It is possible to reproduce every type of customization, symbols or wordings (not coloured), choose in our library or requested from the customer.

HOW TO ORDER

It is necessary to fill these tables:

- Customization table;
- Indications for buttons and devices customization table: marking the desired position to customise considering the backlighting.

Price of customization for standard symbols library (see page 48) or not standard-library wordings* (refer to Price list 22X)
* Follow 'Instructions' below.

Quantity (items with the same symbols)	Code	Surcharge € (100 items)
Up to 20 items	B.P51	
From 21 to 50 items	B.P52	
From 51 to 100 items	B.P53	
From 101 to 500 items	B.P54	
More than 500 items	B.P55	

Instructions

The **wordings** not included in the 'Standard symbols and wordings library':

- for **traditional buttons and devices**: **wording can be backlit** as referred into the table shown in the next page or **not backlit** in the whole area of the button;
- for **home automation buttons**: **wording can be backlit** in the 10x10 mm area composed of **max 3 rows**, each rows with max **8 capital letters, font height of 1,7 mm** and style as the standard library (see table below).
For **not backlit wordings**, the customization can be placed in whole button area.

Text positions		
Text in 1 row	Text in 2 rows	Text in 3 rows

Customized buttons and devices



Rocker devices with backlit customization



Axial devices with backlit customization



1-module buttons for radiofrequency device



2-module button for radiofrequency device


Customized home automation buttons and devices



Customization **without** backlighting and LED "OFF"



Customization **with** backlighting (text and symbols on 1-module button)



Customization **with** backlighting (text on 1-module button and symbol on 2-module button)

Price of customization for or not standard-library symbols* (refer to Price list 22X)
* Follow 'Instructions' below.

Quantity (items with the same symbols)	Code	Surcharge € (100 items)
From 5 to 20 items	B.P56	
From 21 to 50 items	B.P57	
From 51 to 100 items	B.P58	
From 101 to 500 items	B.P59	
More than 500 items	B.P60	

Instructions

The **symbols/wordings** not included in the 'Standard symbols and wordings library' must be supplied as follows:

- DXF or EPS file;
- line width and distance between lines: min. 0,5 mm.

In traditional buttons and devices and home automation buttons, the symbols can be:

- **backlit** in the positions as referred into the table shown in the next page;
- **not backlit**, in this case the customization can be placed in whole button area.

CUSTOMIZATION TABLE

Article code	Symbol* code	Q.ty	Article code	Symbol* code	Q.ty	Article code	Symbol* code	Q.ty

* See Library of standard symbols and wording on page 48, or according to customer request.

INDICATIONS FOR TRADITIONAL BUTTONS AND DEVICES CUSTOMIZATION (mark the position to customise)

Type	Customization position	Backlit customization	Not Backlit customization
1- and 2-module rocker switches		NO	Position 1 and 2
1- , 2- and 3-module buttons for rocker switches		YES only position 3 with 12x8 mm Mylar label	Position 1 and 2
1- and 2-module axial switches		NO	Position 1 and 3
Interchangeable buttons for 1- and 2-module axial switches		YES only position 2 with 12x8 mm Mylar label	Position 1 and 3
Pair of 1-module buttons for radiofrequency device		NO	Position 1 and 2
2-module button for radiofrequency device		NO	Position 1 and 2

INDICATIONS FOR HOME AUTOMATION BUTTONS CUSTOMIZATION (mark the position to customise)

Type	Customization position	Backlit customization	Not Backlit customization
1-module half buttons		YES only into 10x10 mm area	if LED programming is "OFF" the whole area of the button can be customized
2-module half buttons		YES only into 10x10 mm area	if LED programming is "OFF" the whole area of the button can be customized

IDEA

Cover plates customization.

For all modularity of **Idea** cover plates, except for metal finish cover plates **antique gold** (33) and the **12 and 18 modules 16748.V23 e 16749.V23**, it is possible to customize with logotype and symbols.

For **wooden cover plates**, it is necessary to contact Vimar sales network.



CUSTOMIZATION PRICE LIST (ref. to Price list 22X)

Surcharge for logotype

Quantity	Code	Surcharge € (100 items)
Up to 20 items	B.P01	
From 21 to 50 items	B.P02	
From 51 to 100 items	B.P03	
From 101 to 500 items	B.P04	
More than 500 items	B.P05	

The quantity refers to the cover plates with the same logo regardless of modularity.

INSTRUCTIONS

- Colour imitations are not possible.
- It is advisable to order a number of cover plates including a **minimum quantity for any additions or replacements**.
- For **logotype customization**, the starting price is referred to the chosen finish.
- The **minimum quantity** is considered per each finish without restrictions on modularity (min. 10 cover plates per modularity).
- The **delivery time** is **approx. 8 working weeks** - to be agreed with sales network.

LOGOTYPE CUSTOMIZATION



Metal cover plate in .33 satin gold, customized with logotype

HOW TO ORDER

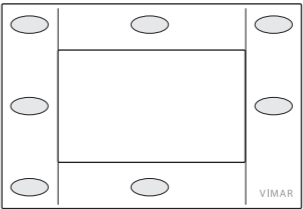
Complete de table indicating:

- the **code**:
 P + cover plate code (e.g.: **P16753**);
- the **minimum quantity**;
- the **customization with logotype** and marking **the position** shown in grey on the drawing below.

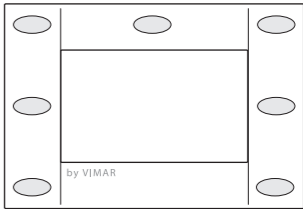
CUSTOMIZATION TABLE

Article code	Q.ty order	Article code	Q.ty order	Article code	Q.ty order

MARK THE POSITION FOR LOGOTYPE CUSTOMIZATION



Only for metal cover plate



IDEA

Traditional and home automation devices and buttons.

The devices and buttons customization are laser-engraved because it is high-precise in the reproduction also of the complex subjects and indelible over time. It is possible to reproduce every type of customization, symbols or wordings (not coloured), choose in our library or requested from the customer.

HOW TO ORDER

It is necessary to fill these tables:

- **Customization table;**
- **Indications for buttons and devices customization table:** marking the desired position to customise.

Price of customization for standard symbols library (see page 49) or not standard-library wordings* (refer to Price list 22X)
* Follow 'Instructions' below

Quantity (items with the same symbols)	Code	Surcharge € (100 items)
Up to 20 items	B.P01	
From 21 to 50 items	B.P02	
From 51 to 100 items	B.P03	
From 101 to 500 items	B.P04	
More than 500 items	B.P05	

Instructions

The **wordings** not included in the 'Standard symbols and wordings library' refers to the table shown on the next page.

Customized traditional devices



Devices with indicator units, customized.

Customized home automation devices



Home automation devices customized and "LED ON"

CUSTOMIZATION TABLE

Article code	Symbol* code	Q.ty	Article code	Symbol* code	Q.ty	Article code	Symbol* code	Q.ty

* See Library of standard symbols and wording on page 49, or according to customer request.

INDICATIONS FOR TRADITIONAL BUTTONS AND DEVICES CUSTOMIZATION (mark the position to customise)

Type	Customization position	Backlit customization	Not Backlit customization
Traditional devices		NO	all positions
Traditional devices with luminous indicator unit		NO	positions 1 and 2

INDICATIONS FOR HOME AUTOMATION BUTTONS CUSTOMIZATION (mark the position to customise)

Type	Customization position	Backlit customization	Not Backlit customization
1-module button		NO only backlit LED	in programming phase it is possible to decide LED status: "OFF" or "ON" or ON with different values of brightness
2-module button		NO only backlit LED	in programming phase it is possible to decide LED status: "OFF" or "ON" or ON with different values of brightness
1-module KNX button		NO only backlit LED	in programming phase it is possible to decide LED status: "OFF" or "ON" or ON with different values of brightness
2-module KNX button		NO only backlit LED	in programming phase it is possible to decide LED status: "OFF" or "ON" or ON with different values of brightness

PLANA

Cover plates customization.

For all modularity of **Plana** cover plates, except for technopolymer finishes: **iridescent brown** (23), **polished gold** (24) and **matt gold** (25).



CUSTOMIZATION PRICE LIST (ref. to Price list 22X)

Surcharge for logotype

Quantity	Code	Surcharge € (100 items)
Up to 20 items	B.P21	
From 21 to 50 items	B.P22	
From 51 to 100 items	B.P23	
From 101 to 500 items	B.P24	
More than 500 items	B.P25	

The quantity refers to the cover plates with the same logo regardless of modularity.

INSTRUCTIONS

- Colour imitations are not possible.
- It is advisable to order a number of cover plates including a **minimum quantity** for any additions or replacements.
- For **logotype customization**, the starting price is referred to the choosen finish.
- The **delivery time** is **approx. 8 working weeks** - to be agreed with sales network.

LOGOTYPE CUSTOMIZATION



Reflex Orange .48 cover plate customized with logo

Notes.
It is not possible to laser-engraved the technopolymer cover plates: iridescent brown .23, polished gold .24, matt gold .25.

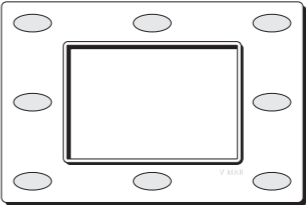
HOW TO ORDER

- Complete de table indicating:
- the **code**:
P + cover plate code (e.g.: **P14653**);
 - the **minimum quantity**;
 - the **customization with logotype** and marking **the position** shown in grey on the drawing below.

CUSTOMIZATION TABLE

Article code	Q.ty order	Article code	Q.ty order	Article code	Q.ty order

MARK THE POSITION FOR LOGOTYPE CUSTOMIZATION



PLANA

Traditional and home automation devices and buttons.

The devices and buttons customization are laser-engraved because it is high-precise in the reproduction also of the complex subjects and indelible over time. It is possible to reproduce every type of customization, symbols or wordings (not coloured), choose in our library or requested from the customer.

HOW TO ORDER

It is necessary to fill these tables:

- Customization table;
- Indications for buttons and devices customization table: marking the desired position to customise considering the backlighting.

Price of customization for standard symbols library (see page 50) or not standard-library wordings* (refer to Price list 22X)
* Follow 'Instructions' below

Quantity (items with the same symbols)	Code	Surcharge € (100 items)
Up to 20 items	B.P21	
From 21 to 50 items	B.P22	
From 51 to 100 items	B.P23	
From 101 to 500 items	B.P24	
More than 500 items	B.P25	

Instructions

- The **wordings** not included in the 'Standard symbols and wordings library':
- for **traditional buttons and devices**: **wording can be backlit** as referred into the table shown on the next page.
For Plana Silver are customisable only the buttons 14021.G.SL, 14022.G.SL and 14023.G.SL;
 - **wording can be backlit** in the whole button area and it is composed of **max 3 rows**, each rows with **max 8 small letters**, **font height of 1,7 mm** and style as the standard library.

Price of customization for or not standard-library symbols* (refer to Price list 22X)
* Follow 'Instructions' below

Quantity (items with the same symbols)	Code	Surcharge € (100 items)
From 5 to 20 items	B.P56	
From 21 to 50 items	B.P57	
From 51 to 100 items	B.P58	
From 101 to 500 items	B.P59	
More than 500 items	B.P60	

Instructions

- The **symbols/wordings** not included in the 'Standard symbols and wordings library' must be supplied as follows:
- DXF or EPS file;
 - line width and distance between lines: min. 0,5 mm.
- In traditional buttons and devices, the symbols can be:
- **backlit** in the positions as referred into the table shown in the next page. **For Plana Silver are customisable only the buttons 14021.G.SL, 14022.G.SL and 14023.G.SL;**
 - **not backlit**, in this case the customization can be placed in whole button area.
- In **home automation buttons**, the customization is **not backlit** and the the customization can be placed in whole button area.

Customized buttons and devices



Devices and interchangeable buttons with backlighting



Plana Silver devices and interchangeable buttons with backlighting



1-module radiofrequency devices, not backlit



2-module radiofrequency device, not backlit

Customized home automation buttons and devices



Customized buttons and LED "ON"



Customized buttons and LED "OFF"



Plana Silver customized buttons and LED "OFF"

CUSTOMIZATION TABLE

Article code	Symbol* code	Q.ty	Article code	Symbol* code	Q.ty	Article code	Symbol* code	Q.ty

* See Library of standard symbols and wording on page 50, or according to customer request.

INDICATIONS FOR TRADITIONAL BUTTONS AND DEVICES CUSTOMIZATION (mark the position to customise)

Type	Customization position	Backlit customization	Not Backlit customization
1-module rocker devices and interchangeable buttons		YES only position 3 ring backlighting	positions 1 and 2
Interchangeable buttons 14021.G, 14022.G and 14023.G		SI only position 3 into ø 10 mm area ring backlighting	positions 1 and 2
Plana Silver interchangeable buttons 14021.G.SL, 14022.G.SL and 14023.G.SL		SI only position 1 into 13x8,5 mm area	NO
Pair of 1-module buttons for radiofrequency device		NO	positions 1 and 2
2-module button for radiofrequency device		NO	positions 1 and 2

INDICATIONS FOR HOME AUTOMATION BUTTONS CUSTOMIZATION (mark the position to customise)

Type	Available area for customization	Backlit customization	Not Backlit customization
1-module half buttons		NO only LED	in programming phase it is possible to decide LED status: "OFF" or "ON" or ON with different values of brightness
2-module half buttons		NO only LED	in programming phase it is possible to decide LED status: "OFF" or "ON" or ON with different values of brightness

NEVE UP

Cover plates customization.

For all modularity of **Neve Up** cover plates it is possible to laser-engrave every type of customization with high-precision reproduction, also for complex subjects. The customization is indelible over time.



CUSTOMIZATION PRICE LIST (ref. to Price list 22X)

Surcharge for logotype

Quantity	Code	Surcharge € (100 items)
Up to 20 items	B.P41	
From 21 to 50 items	B.P42	
From 51 to 100 items	B.P43	
From 101 to 500 items	B.P44	
More than 500 items	B.P45	

The quantity refers to the cover plates with the same logo regardless of modularity.

INSTRUCTIONS

- Colour imitations are not possible.
- It is advisable to order a number of cover plates including a **minimum quantity for any additions or replacements.**
- For **logotype customization**, the starting price is referred to the choosen finish.
- The **delivery time** is **approx. 8 working weeks** - to be agreed with sales network.

LOGOTYPE CUSTOMIZATION



Matt Dove Grey .12 cover plate customized with logo

HOW TO ORDER

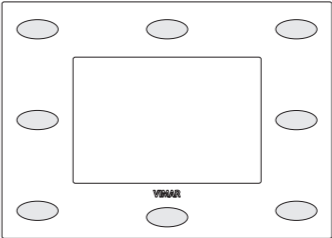
Complete de table indicating:

- the **code**:
P + cover plate code (e.g.: **P09673.01**);
- the **minimum quantity**;
- the **customization with logotype** and marking **the position** shown in grey on the drawing below.

CUSTOMIZATION TABLE

Article code	Q.ty order	Article code	Q.ty order	Article code	Q.ty order

MARK THE POSITION FOR LOGOTYPE CUSTOMIZATION



NEVE UP

Traditional devices and buttons.

The devices and buttons customization are laser-engraved because it is high-precise in the reproduction also of the complex subjects and indelible over time. It is possible to reproduce every type of customization, symbols or wordings (not coloured), choose in our library or requested from the customer.

HOW TO ORDER

It is necessary to fill these tables:

- **Customization table;**
- **Indications for buttons and devices customization table:** marking the desired position to customise considering the **backlighting**.

Price of customization for standard symbols library (see page 51) **or not standard-library wordings*** (refer to Price list 22X)
* Follow 'Instructions' below

Quantity (items with the same symbols)	Code	Surcharge € (100 items)
Up to 20 items	B.P41	
From 21 to 50 items	B.P42	
From 51 to 100 items	B.P43	
From 101 to 500 items	B.P44	
More than 500 items	B.P45	

Instructions

The **wordings** not included in the '**Standard symbols and wordings library**':

- for **traditional buttons and devices: customization can be backlit** as referred into the table shown on the next page. Backlit symbols are possible in these cases:
 - in buttons and devices already supplied of symbols or with diffuser;
 - in customisable interchangeable buttons (e.g. 09021.G and 09021.G.CM)

Price of customization for or not standard-library symbols* (refer to Price list 22X)
* Follow 'Instructions' below

Quantity (items with the same symbols)	Code	Surcharge € (100 items)
From 5 to 20 items	B.P56	
From 21 to 50 items	B.P57	
From 51 to 100 items	B.P58	
From 101 to 500 items	B.P59	
More than 500 items	B.P60	

Instructions

The **symbols/wordings** not included in the '**Standard symbols and wordings library**' must be supplied as follows:

- DXF or EPS file;
- line width and distance between lines: min. 0,5 mm.

In buttons and devices, the symbols can be **backlit** in buttons with diffuser and in interchangeable buttons 09021.G and 09021.G.CM.



CUSTOMIZATION TABLE

Article code	Symbol* code	Q.ty	Article code	Symbol* code	Q.ty	Article code	Symbol* code	Q.ty

* See Library of standard symbols and wording on page 51, or according to customer request.

INDICATIONS FOR TRADITIONAL BUTTONS AND DEVICES CUSTOMIZATION (mark the position to customise)

Type	Customization position*	Backlit customization	Not Backlit customization
1-module devices and interchangeable buttons		NO	NO
1-module devices and interchangeable buttons 09021.N and 09021.N.CM		NO	positions 1 and 2
Lightable 1-module devices and interchangeable buttons 09021.G and 09021.G.CM		position 3	positions 1 and 2
2-module devices and interchangeable buttons		NO	NO
Lightable 2-module devices and interchangeable buttons 09022.N and 09022.N.CM		NO	positions 1 and 2

*when position is not indicated, the customization is possible in the whole area of the button/device

Customized buttons and devices



Devices and interchangeable buttons with backlit symbols - white devices


































































































































































































































































Devices and interchangeable buttons with backlit symbols - Carbon Matt devices

The library of standard symbols includes the pictograms and wording identifying the main functions that can be deviceled by the devices: from lights to roller shutters, from HVAC device to home automation scenarios.

EIKON

















































































































































































































◆ symbols already used on push buttons available in the catalogue

BLANK BUTTON (home automation system button without any symbol)	S20.300													
LIGHTING														
	S20.301	S20.302	S20.303	S20.304	S20.305	S20.306	S20.307	S20.308	S20.309	S20.310	S20.311	S20.312	S20.313	S20.314
														
	◆ S20.315	S20.316	S20.317	S20.318	S20.319	S20.320	S20.321	S20.322	S20.323	S20.324	S20.325	S20.326	S20.327	S20.328
														
	S20.329	S20.330	S20.331	S20.332	S20.333	S20.334	S20.335	S20.336	S20.337	S20.338	◆ S20.339	◆ S20.340	S20.341	S20.342
														
	◆ S20.343	S20.344	S20.345	S20.346	◆ S20.347	◆ S20.348	◆ S20.349	◆ S20.350	S20.351	S20.352				
ROOMS														
	S20.353	S20.354	S20.355	S20.356	S20.357	S20.358	S20.359	S20.360	S20.361	S20.362	S20.363	S20.364	S20.365	S20.366
														
	S20.367	S20.368	S20.369	S20.370	S20.371	S20.372	S20.373							
SCENARIOS														
	S20.374	S20.375	S20.376	S20.377	S20.378	S20.379	S20.380	S20.381	S20.382	S20.383	S20.384	S20.385	S20.386	
														
	S20.387	S20.388	S20.389											
HOTEL														
	S20.390	S20.391	S20.392	S20.393	S20.394	S20.395	S20.396	S20.397	S20.398	S20.399	S20.400	S20.401	S20.402	
														
	S20.403	S20.404	S20.405											
ACCESSSES														
	◆ S20.406	S20.407	◆ S20.408	S20.409	S20.410	S20.411	S20.412							
														
	◆ S20.413	◆ S20.414	S20.415	S20.416	S20.417	S20.418	S20.419	S20.420	S20.421	S20.422	S20.423	S20.424	S20.425	◆ S20.426
BLINDS AND WINDOWS														
	◆ S20.427	S20.428	S20.429	S20.430	S20.431	S20.432	S20.433	S20.434	S20.435	S20.436	S20.437	S20.438	S20.439	S20.440
														
	S20.441	S20.442	S20.443	S20.444	S20.445									
CLIMATE														
	S20.446	S20.447	S20.448	S20.449	S20.450						GARDEN			
														
	S20.455	S20.456	S20.457	S20.458	S20.459	S20.460	S20.461							
MUSIC AND AUDIO														
	S20.455	S20.456	S20.457	S20.458	S20.459	S20.460	S20.461							
														
	S20.475	S20.476	S20.477	S20.478										

The library of standard symbols includes the pictograms and wording identifying the main functions that can be deviceled by the devices: from lights to roller shutters, from HVAC device to home automation scenarios.

LINEA

◆ symbols already used on push buttons available in the catalogue

BLANK BUTTON (home automation system button without any symbol)	S30.300												
LIGHTING													
	S30.301	S30.302	S30.303	S30.304	S30.305	S30.306	S30.307	S30.308	S30.309	S30.310	S30.311	S30.312	S30.313
													
	◆S30.315	S30.316	S30.317	S30.318	S30.319	S30.320	S30.321	S30.322	S30.323	S30.324	S30.325	S30.326	S30.327
ROOMS													
	S30.329	S30.330	S30.331	S30.332	S30.333	S30.334	S30.335	S30.336	S30.337	S30.338	◆S30.339	◆S30.340	S30.341
													
	S30.343	S30.344	S30.345	S30.346	◆S30.347	◆S30.348	◆S30.349	◆S30.350	S30.351	S30.352			
SCENARIOS													
	S30.353	S30.354	S30.355	S30.356	S30.357	S30.358	S30.359	S30.360	S30.361	S30.362	S30.363	S30.364	S30.365
													
	S30.367	S30.368	S30.369	S30.370	S30.371	S30.372	S30.373						
HOTEL													
	S30.374	S30.375	S30.376	S30.377	S30.378	S30.379	S30.380	S30.381	S30.382	S30.383	S30.384	S30.385	S30.386
													
	S30.387	S30.388	S30.389										
NAVAL													
	S30.390	S30.391	S30.392	S30.393	S30.394	S30.395	S30.396	S30.397	S30.398	S30.399	S30.400	S30.401	S30.402
ACCESSES													
	◆S30.406	S30.407	◆S30.408	S30.409	S30.410	S30.411	S30.412						
BLINDS AND WINDOWS													
	◆S30.413	◆S30.414	S30.415	S30.416	S30.417	S30.418	S30.419	S30.420	S30.421	S30.422	S30.423	S30.424	S30.425
													
	S30.427	S30.428	S30.429	S30.430	S30.431	S30.432	S30.433	S30.434	S30.435	S30.436	S30.437	S30.438	S30.439
CLIMATE													
	S30.441	S30.442	S30.443	S30.444	S30.445								
													
	S30.446	S30.447	S30.448	S30.449	S30.450	S30.451	S30.452						
MUSIC AND AUDIO													
	S30.455	S30.456	S30.457	S30.458	S30.459	S30.460	S30.461						
NUMBERS AND TEXTS													
	S30.462	S30.463	S30.464	S30.465	S30.466	S30.467	S30.468	S30.469	S30.470	S30.471	S30.472	S30.473	S30.474
	GENERAL S30.475	BAGNO S30.476	TOILETTE S30.477	MODE S30.478	TEXT...	TEXT... TEXT...	TEXT... TEXT... TEXT...						

The library of standard symbols includes the pictograms and wording identifying the main functions that can be deviceled by the devices: from lights to roller shutters, from HVAC device to home automation scenarios.

ARKÉ


































































































◆ symbols already used on push buttons available in the catalogue

BLANK BUTTON (home automation system button without any symbol)	S19.300														
LIGHTING															
ROOMS															
SCENARIOS															
HOTEL															
NAVAL															
ACCESSES															
BLINDS AND WINDOWS															
CLIMATE										GARDEN					
MUSIC AND AUDIO															
NUMBERS AND TEXTS															
	GENERAL	BAGNO	TOILETTE	MODE	TEXT...	TEXT... TEXT...	TEXT... TEXT... TEXT...								




































































































The library of standard symbols includes the pictograms and wording identifying the main functions that can be deviceled by the devices: from lights to roller shutters, from HVAC device to home automation scenarios.

IDEA




































































































◆ symbols already used on push buttons available in the catalogue

ACCESSES	 ◆ S16.001	 S16.002	 S16.003	 ◆ S16.117											
LIGHTING	 S16.004	 S16.011	 ◆ S16.029	 S16.030	 S16.031	 S16.032	 S16.033	 S16.034	 S16.035	 S16.036	 S16.037	 S16.038	 ◆ S16.039	 ◆ S16.040	
	 S16.047	 ◆ S16.049	 S16.050	 S16.051	 S16.052	 ◆ S16.053	 ◆ S16.054	 ◆ S16.055	 ◆ S16.056						
ROLLER SHUTTERS	 ◆ S16.057	 ◆ S16.058	 ◆ S16.059	 ◆ S16.060	 S16.061	 S16.062	 S16.063	 S16.064	 S16.065	 S16.066	 S16.067	 S16.068	 S16.069	 S16.070	
	 S16.071	 S16.072	 ◆ S16.073	 ◆ S16.074	 S16.075	 S16.076	 S16.077	 S16.078	 S16.113	 S16.114	 S16.115	 S16.116			
CLIMATE	 S16.125	 S16.126	 S16.127					MUSIC AND AUDIO	 S16.152						
NUMBERS AND TEXTS	 S16.176	 S16.177	 S16.178	 S16.179	 S16.180	 S16.181	 S16.182	 S16.183	 S16.184	 S16.185	 S16.186	 S16.187	 S16.188.EN		
	 S16.189.EN	 S16.190.EN	 S16.191.EN	 S16.192.EN	 S16.193.EN	 S16.194.EN	 S16.195.EN	 S16.196.EN	 S16.197.EN	 S16.198.EN	 S16.199.EN	 S16.200.EN	 S16.201.EN		
	 S16.202	 S16.203.EN													
	HOTEL	 S16.164	 S16.170	 S16.171	 S16.172	 S16.173	 S16.174	 S16.175	 S16.205	 S16.206	 S16.207	 S16.208	 S16.209		

PLANA

LIGHTING														
	S14.301	S14.302	S14.303	S14.304	S14.305	S14.306	S14.307	S14.308	S14.309	S14.310	S14.311	S14.312	S14.313	S14.314
														
	♦S14.315	S14.316	S14.317	S14.318	S14.319	S14.320	S14.321	S14.322	S14.323	S14.324	S14.325	S14.326	S14.327	S14.328
ROOMS														
	S14.329	S14.330	S14.331	S14.332	S14.333	S14.334	S14.335	S14.336	S14.337	S14.338	♦S14.339	♦S14.340	S14.341	S14.342
														
	♦S14.343	S14.344	S14.345	S14.346	♦S14.347	♦S14.348	♦S14.349	♦S14.350	S14.351	S14.352				
SCENARIOS														
	S14.353	S14.354	S14.355	S14.356	S14.357	S14.358	S14.359	S14.360	S14.361	S14.362	S14.363	S14.364	S14.365	S14.366
														
	S14.367	S14.368	S14.369	S14.370	S14.371	S14.372	S14.373							
HOTEL														
	S14.374	S14.375	S14.376	S14.377	S14.378	S14.379	S14.380	S14.381	S14.382	S14.383	S14.384	S14.385	S14.386	
		<												

NEVE UP

LIGHTING															
	S14.301	S14.302	S14.303	S14.304	S14.305	S14.306	S14.307	S14.308	S14.309	S14.310	S14.311	S14.312	S14.313	S14.314	
															
	♦S14.315	S14.316	S14.317	S14.318	S14.319	S14.320	S14.321	S14.322	S14.323	S14.324	S14.325	S14.326	S14.327	S14.328	
ROOMS															
	S14.329	S14.330	S14.331	S14.332	S14.333	S14.334	S14.335	S14.336	S14.337	S14.338	♦S14.339	♦S14.340	S14.341	S14.342	
															
	♦S14.343	S14.344	S14.345	S14.346	♦S14.347	♦S14.348	♦S14.349	♦S14.350	S14.351	S14.352					
SCENARIOS															
	S14.353	S14.354	S14.355	S14.356	S14.357	S14.358	S14.359	S14.360	S14.361	S14.362	S14.363	S14.364	S14.365	S14.366	
															
	S14.367	S14.368	S14.369	S14.370	S14.371	S14.372	S14.373								
HOTEL															
	S14.374	S14.375	S14.376	S14.377	S14.378	S14.379	S14.380	S14.381	S14.382	S14.383	S14.384	S14.385	S14.386		

Energia Positiva. Insieme



Viale Vicenza, 14 36063 Marostica VI - Italy Tel. +39 0424 488 600 Fax +39 0424 488 609 www.vimar.com

MADE IN ITALY