

### 14501.AB

Call button with red reassurance light - 2 modules.

#### CHARACTERISTICS.

- Supply voltage: 24 V d.c. ± 20% SELV
- Absorption: 30 mA max
- Recommended installation height: from 0.7 m to 1.5 m

#### OPERATION.

The device performs the function of calling nursing personnel and patient reassurance by means of a specific pilot lamp.

#### CONNECTIONS.

It is connected by traditional wiring to the display module or to the communication terminal for the room which acts as an interface with the bus line and the landing light (see the diagram "Connections").

### 14503.AB

Cord-operated call button with red reassurance light - 2 modules.

#### CHARACTERISTICS.

- Supply voltage: 24 V d.c. ± 20% SELV
- Absorption: 30 mA max

#### OPERATION.

The device is equipped with 1.5 m of cord together with a red disc and it is usually installed in bathrooms and showers **at least 20 cm above the shower.**

#### CONNECTIONS.

It is connected by traditional wiring to the display module or to the communication terminal for the room which acts as an interface with the bus line and the landing light (see the diagram "Connections").

### 14504.AB

Cancel button with acoustic signal for receiving other calls and green indicator light - 2 modules.

#### CHARACTERISTICS.

- Supply voltage: 24 V d.c. ± 20% SELV
- Absorption: 125 mA max
- Recommended installation height: from 0.7 m to 1.5 m

#### OPERATION.

The device performs the function of cancelling the call and signalling the presence of personal to the system; it is equipped with a buzzer for the acoustic signal if calls come from other rooms when the health personnel are not in the control room (calls are forwarded to the room where the personnel are providing assistance).

#### CONNECTIONS.

- It is connected by traditional wiring to the display module or to the communication terminal for the room which acts as an interface with the bus line and the landing light (see the diagram "Connections").
- Installare l'apparecchio in una posizione ben accessibile.

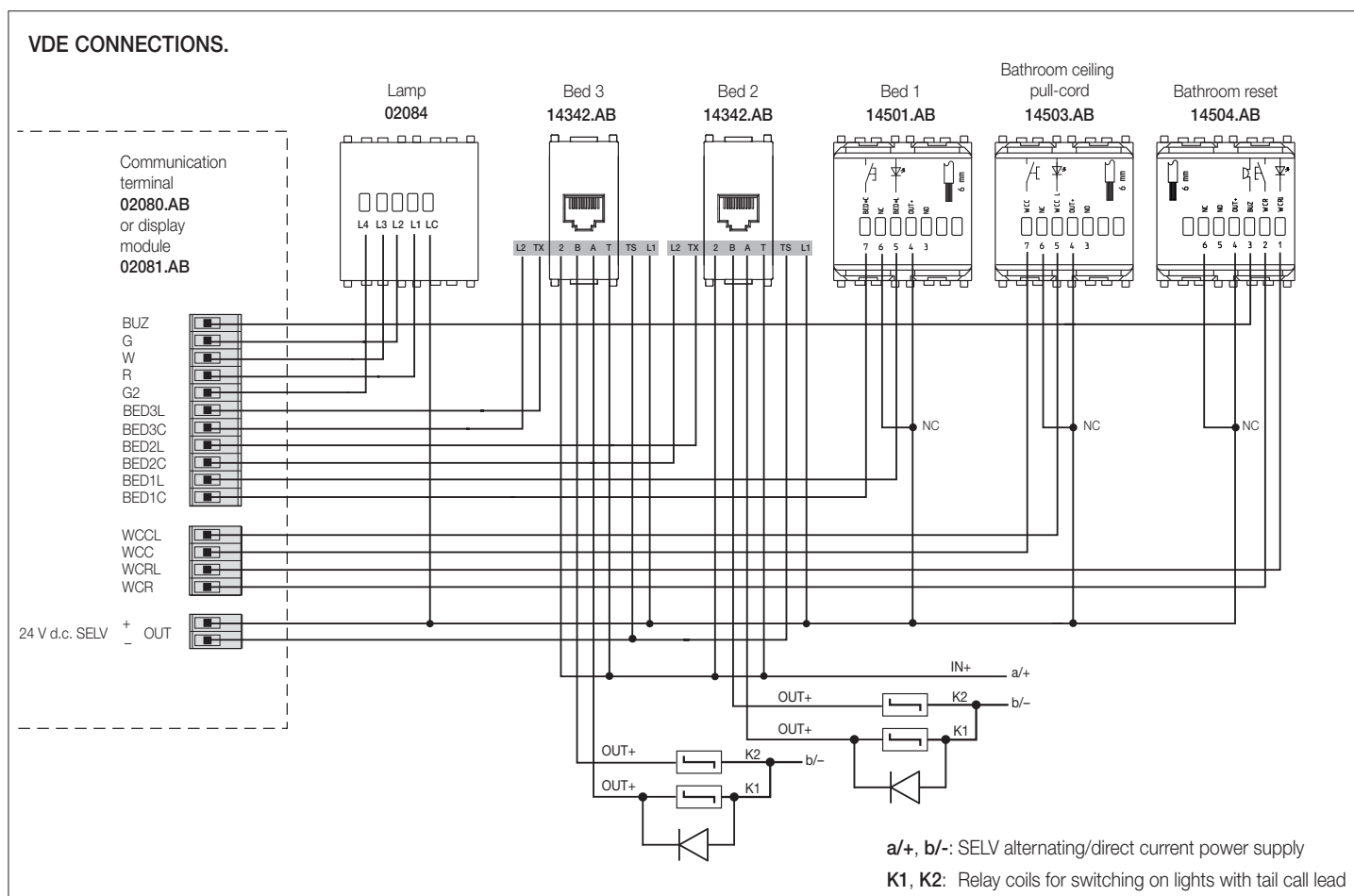
**The antibacterial treatment ensures full hygiene thanks to the action of the silver ions (AG+), which prevent the formation and spread of germs, bacteria, viruses and fungi. To maintain the hygiene and effectiveness of its antibacterial action, clean the product regularly.**

#### INSTALLATION RULES.

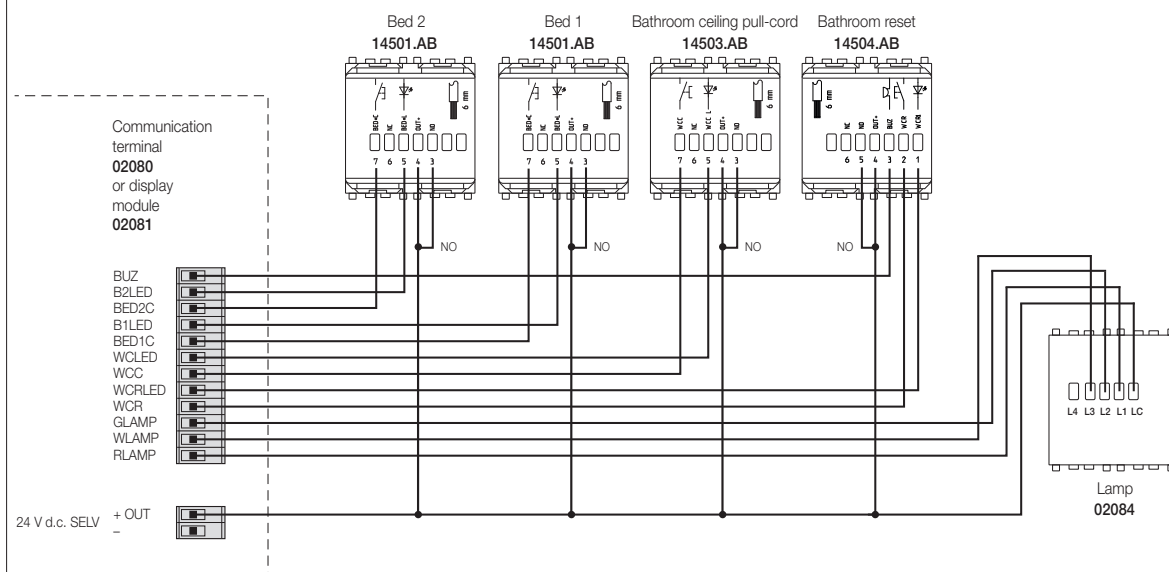
Installation must be carried out by qualified persons in compliance with the current regulations regarding the installation of electrical equipment in the country where the products are installed.

#### STANDARD COMPLIANCE.

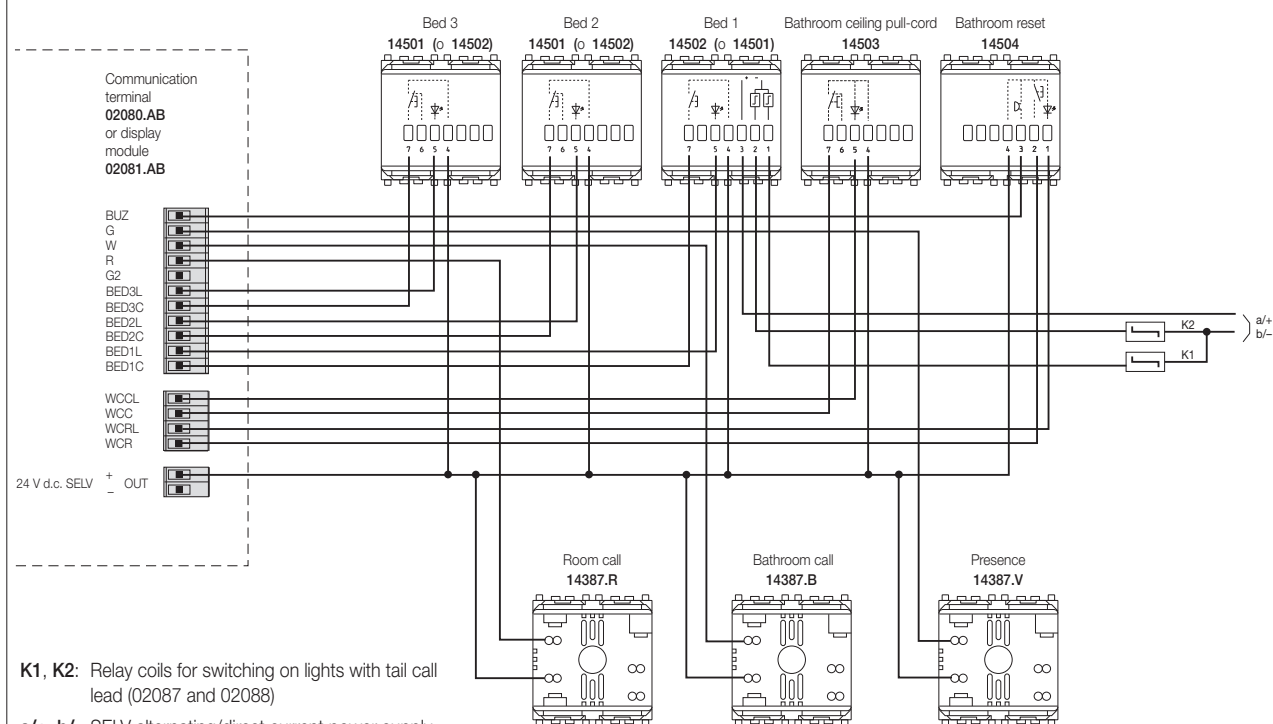
EMC directive. EN 60950-1, EN 61000-6-3, EN 61000-6-1 standard.  
REACH (EU) Regulation no. 1907/2006 – Art.33. The product may contain traces of lead.



### BACKWARD COMPATIBLE CONNECTIONS 1 (OBSOLETE DISPLAY MODULE AND NEW CALL DEVICES AND LAMPS).



### BACKWARD COMPATIBLE CONNECTIONS 2 (NEW DISPLAY MODULE AND OBSOLETE CALL DEVICES AND LAMPS).



**K1, K2:** Relay coils for switching on lights with tail call lead (02087 and 02088)

**a/+, b/-:** SELV alternating/direct current power supply

**02087:** K1 - terminals (1-3)

**02088:** - Left light button: K1 terminals (1-3)  
- Right light button: K2 terminals (2-3)

The unshielded CAT3 telephone cable can be used for connecting the buttons and lights.

**WEEE - User information**  
The crossed bin symbol on the appliance or on its packaging indicates that the product at the end of its life must be collected separately from other waste. The user must therefore hand the equipment at the end of its life cycle over to the appropriate municipal centres for the differentiated collection of electrical and electronic waste. As an alternative to independent management, you can deliver the equipment you want to dispose of free of charge to the distributor when purchasing a new appliance of an equivalent type. You can also deliver electronic products to be disposed of that are smaller than 25 cm for free, with no obligation to purchase, to electronics distributors with a sales area of at least 400 m<sup>2</sup>. Proper sorted waste collection for subsequent recycling, processing and environmentally conscious disposal of the old equipment helps to prevent any possible negative impact on the environment and human health while promoting the practice of reusing and/or recycling materials used in manufacture.