


**LINEA**

Unique line



Sleek

Intuitive

Connected

Dynamic

A new series featuring an unprecedented and elegant design, which brings together the understated allure of sophisticated styling with state-of-the-art technology.

With Linea, innovation comes together with tradition, thanks also to multiple patents registered to make it truly one of a kind.

Linea is the outcome of an in-depth research and development process.

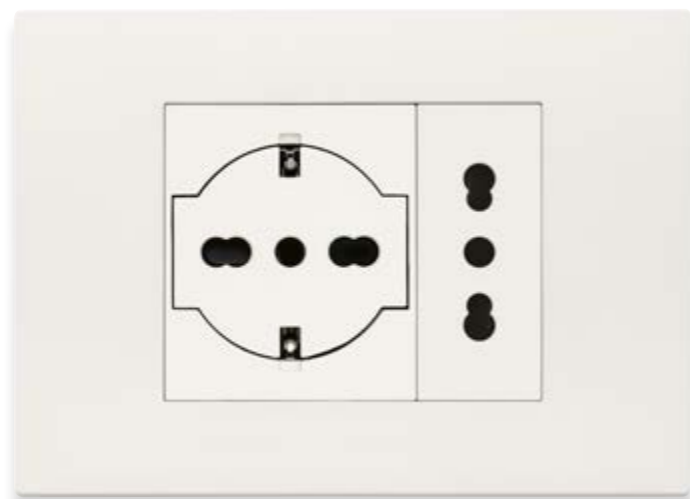

PATENTED  
**VIMAR**

**Find out more about Linea and the pursuit of absolute, slim flatness.** A new design focused on total alignment between the product and the cover plate, with a sleek, light profile, perfect on any wall.




**Linea.  
Elegance and harmony  
for all styles.**

Sophisticated design and uniquely shape control with a gently curved profile.



**Linea with XT platform.  
An innovative user  
experience.**

Innovatively styled home automation system control for controlling lights, roller shutters, temperature management and scenario activation. Maximum simplicity of use and programming.



## Aligned controls

with patented *in-line* technology.

> **Controls that are always aligned.**

Once activated, the button always returns to its original position ensuring perfect alignment of controls at all times.



> **Cover plate and control unit pleasant to the touch**, manufactured using special mould laser technology.

> **Distinctive, generously-proportioned button profile featuring a gentle curve** to make use even more intuitive. A soft protrusion that elegantly interrupts the flat continuity of the surface of the cover plate.

> **Light details.**

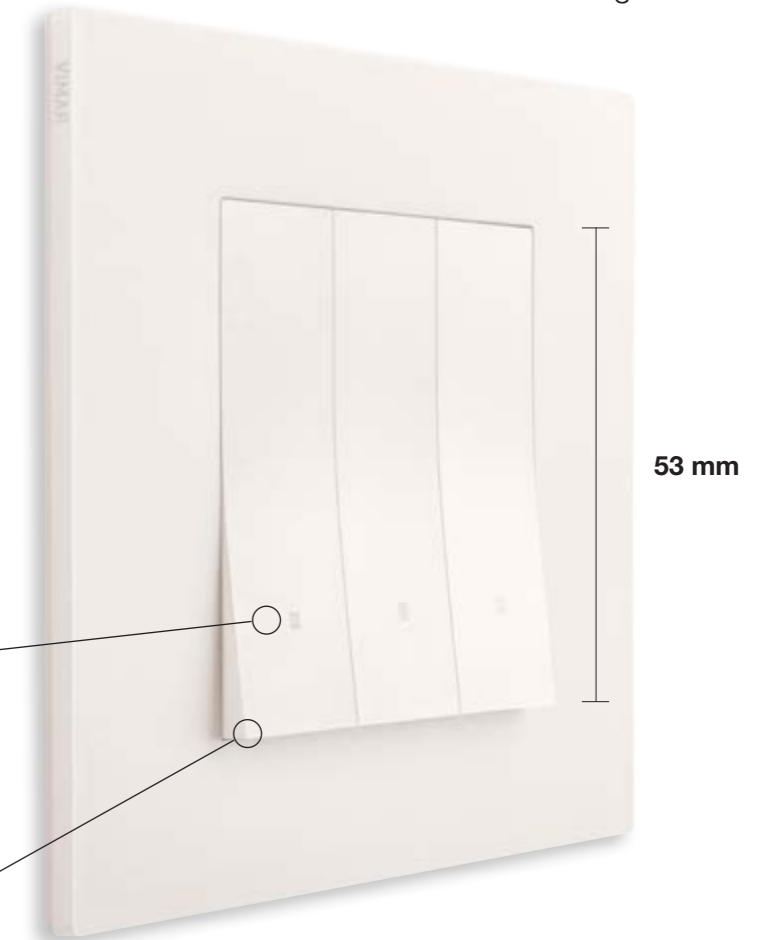
The distinctive illuminated mark provided by the control backlighting makes it possible to identify its function even in the dark.



The control protrudes by just 2.7 mm

> **Maximum user-friendliness** of the control protrusion, meaning it can be easily operated as it is so easy to find with your fingers.

> Controls measuring **53 mm** in height.



53 mm



Sleek and slim cover plate measuring **just 5.7 mm in thickness** for all materials.

PATENTED  
**VIMAR**


- **In-line technology** that keeps the controls perfectly aligned, even after repeated use.

- **New control mechanism with** kinematic precision and silent operation at just a touch of your fingertips, with reduced control protrusion.

# Axial control that is perfectly flat.

> **Absolutely flat effect.**

The axial control remains perfectly aligned with the surface of the cover plate, even after each use.

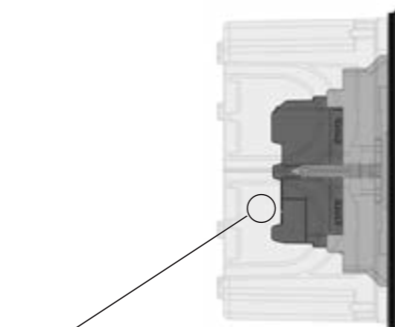
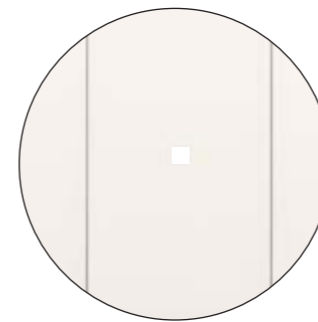


> **More generously-sized control surface.**

Thanks to the new patented mechanism, the control can be operated across the entire surface and requires minimum pressure.

> **Light details.**

The distinctive illuminated mark provided by the control backlighting makes it possible to identify its function even in the dark.



More space inside the mounting box

PATENTED  
**VIMAR**

- **New control mechanism with** kinematic precision and silent operation at just a touch of your fingertips and across the entire surface of the control.
- **More compact mechanism with reduced depth** to ensure there is more space inside the mounting box.

## All the backlighting possibilities

Various options for an elegant and distinctive effect at all times.

- > Aligned, axial and traditional rocker controls feature a distinctive illuminated mark to identify their function, even in the dark.



### Standard mode

Aligned control and traditional rocker control.



### Standard mode

Axial control.



### Vertical light beam mode

Aligned control.

#### • Vertical light beam.

For the aligned control, there is **also the** possibility of ordering a dedicated button to create a **vertical downward light beam**, choosing between a LED lighting unit with standard brightness or a softer one that creates a soft glow on the surface of the cover plate. The result is a discrete yet distinctive effect on the wall.



**Three different controls**  
in three different colour variants.

PATENTED  
**VIMAR**



White

› **Pure, bright white**  
brings to mind simple, open spaces.



Canvas

› **The natural appeal of canvas for trendy settings.**  
A warm and natural hue.




Black

› **Black for bold details.**  
It draws its inspiration from mineral materials, for settings with a bold personality.



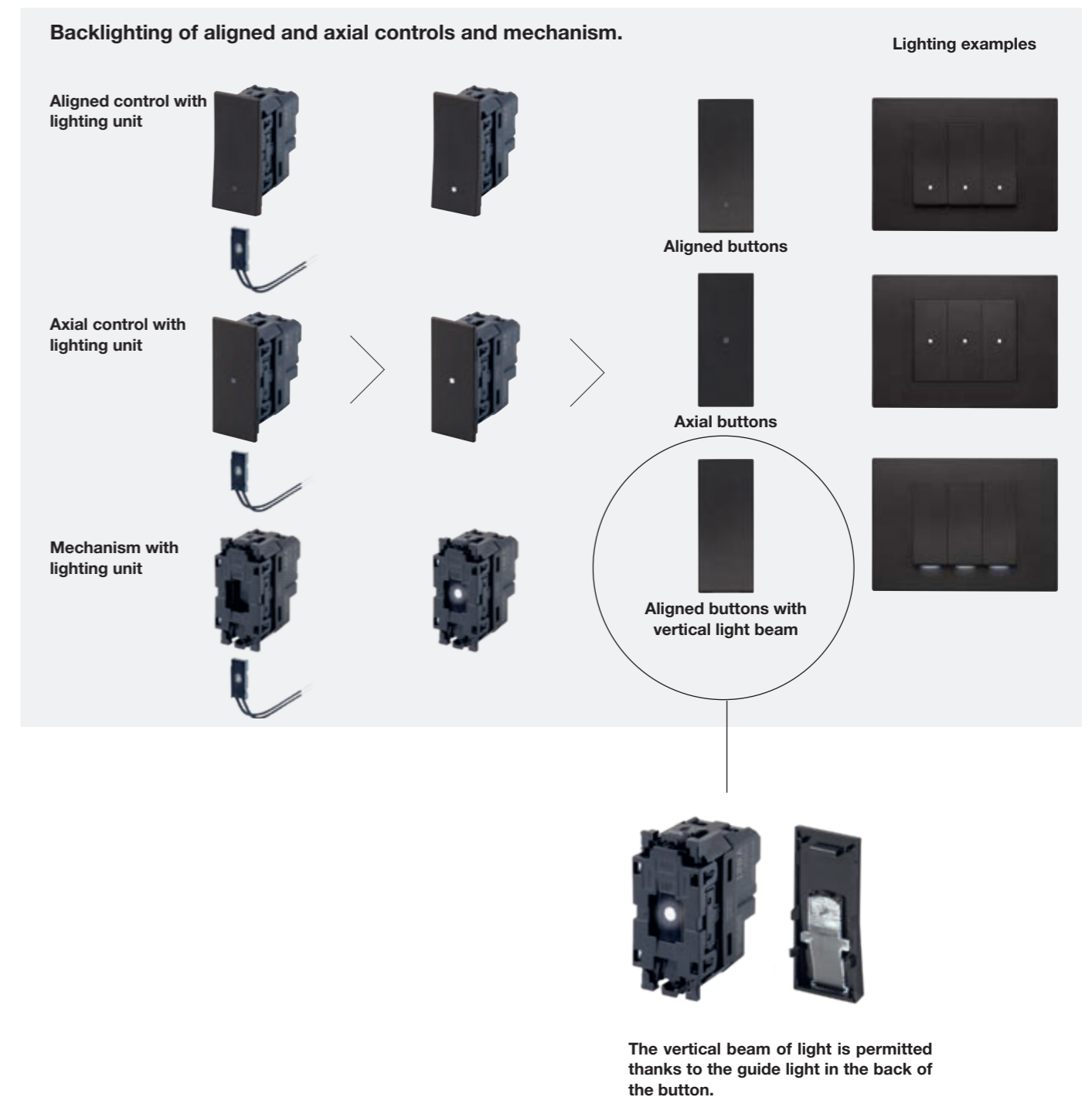
## Versatile controls, also with a single platform.

Various types of Linea controls are available: aligned, axial and traditional rocker controls already assembled and ready for installation or, to accommodate all installation requirements, a mechanism which turns into an aligned or axial control with one simple gesture, depending on the button used.



> **Single mechanism.**  
Compact and silent, 1-way switch, 2-way switch, reversing switch or push-button to be completed with the aligned or axial button. The choice is yours!

> **Each device has its own backlighting.**  
Whether it is a control or a mechanism to be completed with a button, they can both have backlighting thanks to a dedicated light source.

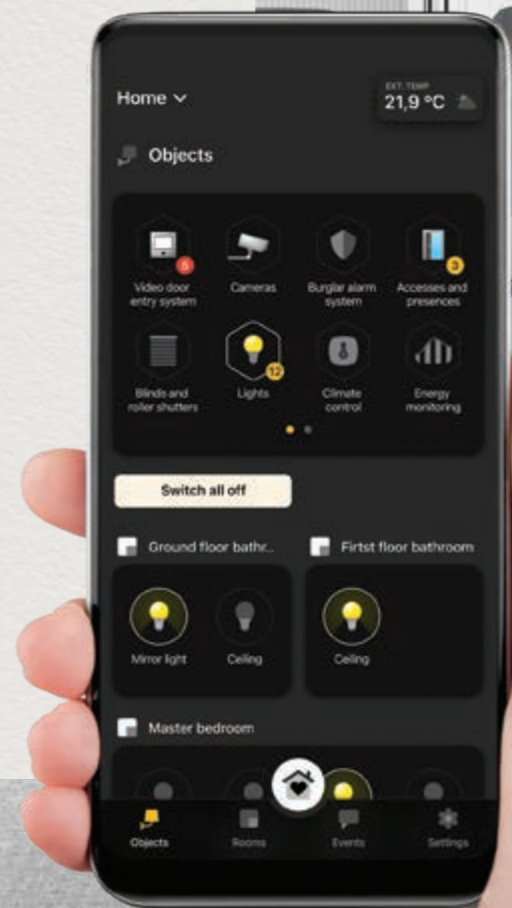




Activate the relax scenario

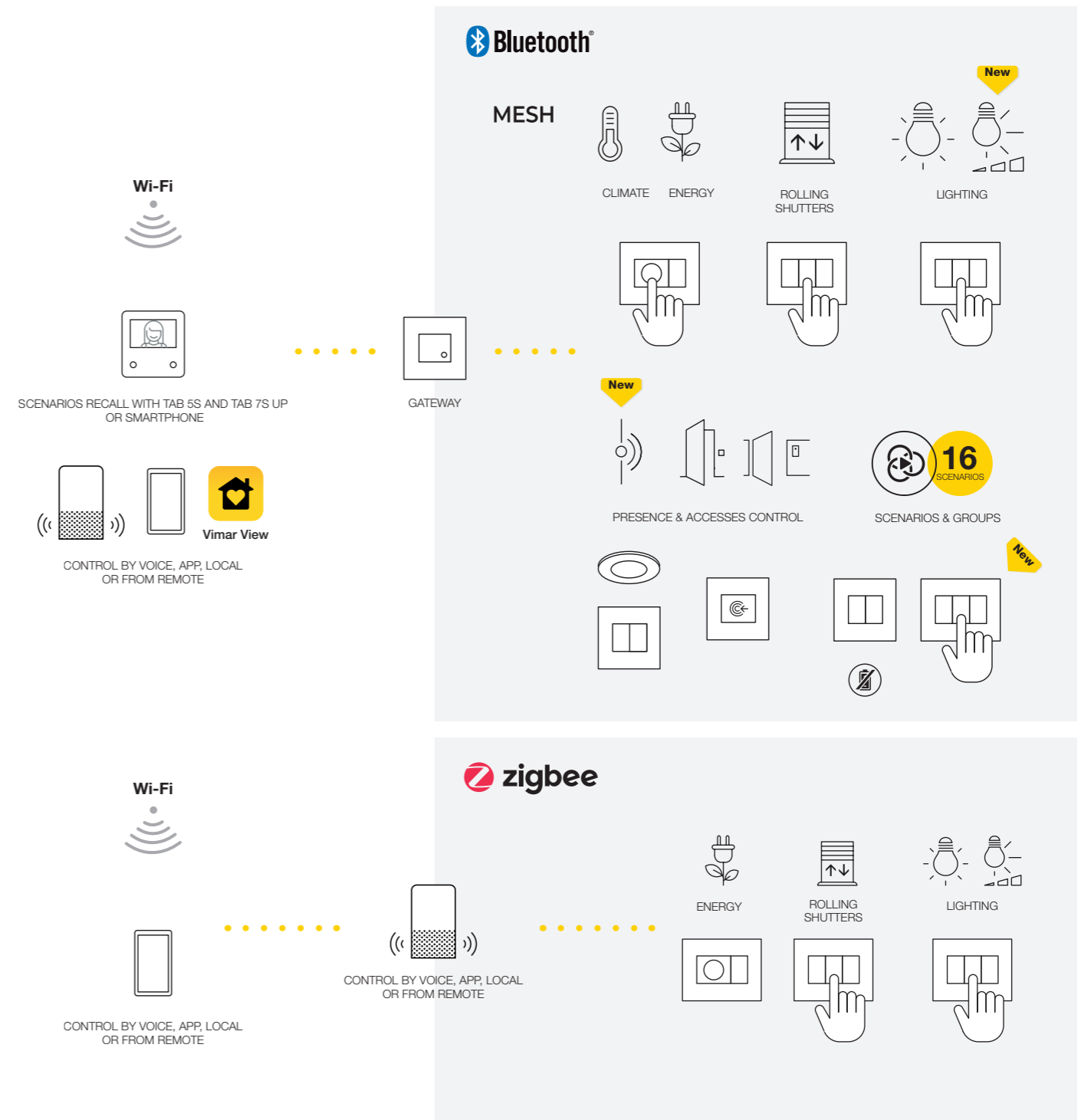


Alexa is not available in all languages and countries




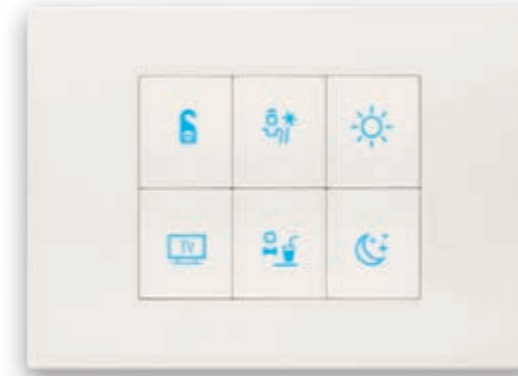
## View Wireless. Make your system connected.

Linea devices are **smart thanks to the integration of the View Wireless system**. To keep everything under control and manage lighting, roller shutters or motorised curtains, control energy consumption, temperature control and manage scenarios with the utmost simplicity using your **smartphone via App** or **directly by voice**. The ideal solution for refurbishments or to boost the functions of an existing system, it is also a useful means of support for the elderly and people with restricted mobility. Now with **smartphone** and **vocal control** you can **keep everything under control** up close and from a distance.



## Linea is also for home automation systems thanks to the By-me Plus system and the KNX standard.

Linea connects domestic settings with the needs of everyday life, whether large or small.



Comfort



Energy Efficiency



Security

- **Complete** and **connected, integrated** and expandable functions.
- **Centralised**, highly customised control.
- **Comfort**: sophisticated lighting and automation management.
- **Security**: Technical alarms, video door entry systems, burglar alarm systems, CCTV and access control.
- **Energy efficiency**: climate control, energy monitoring, smart lighting, energy control.


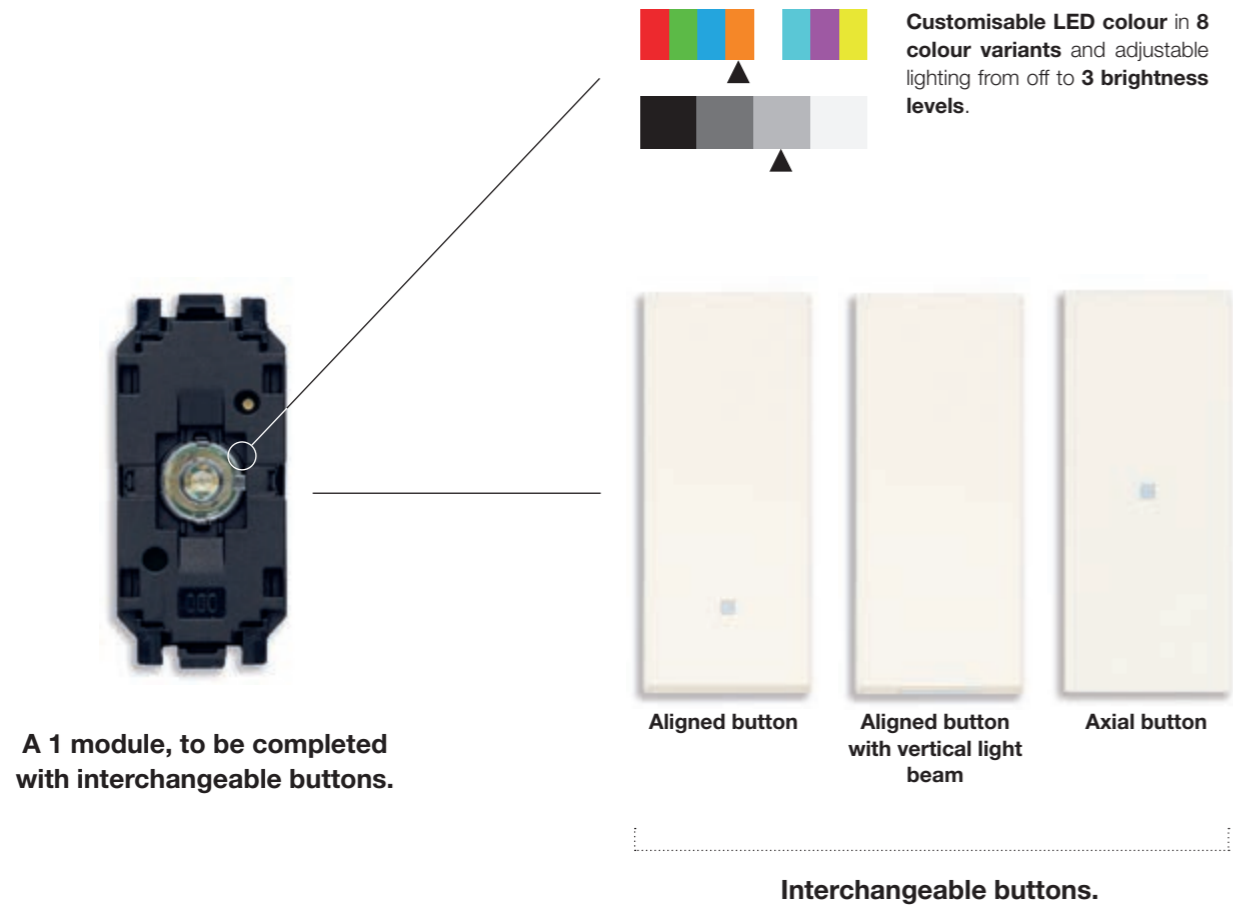


**By-me Plus** is the automation system which allows you to control lights, temperature, sound system, curtain and roller shutter automation, sprinkler system, energy management, multi-zone temperature and scenario control. Perfectly integrated with Vimar video door entry, burglar alarm and video surveillance systems, By-me Plus offers the utmost comfort, energy efficiency and superior safety in both home and office environments.

Flexible, interoperable and modular, **Well-contact Plus** is the Vimar system developed on the **KNX standard**, for complete building management. Whether in small or large hotels, offices, multi-purpose centres or even gyms, Well-contact Plus is the solution that provides constant control and management of lights, temperature, security, energy and accesses, providing functionality and comfort in every single environment.

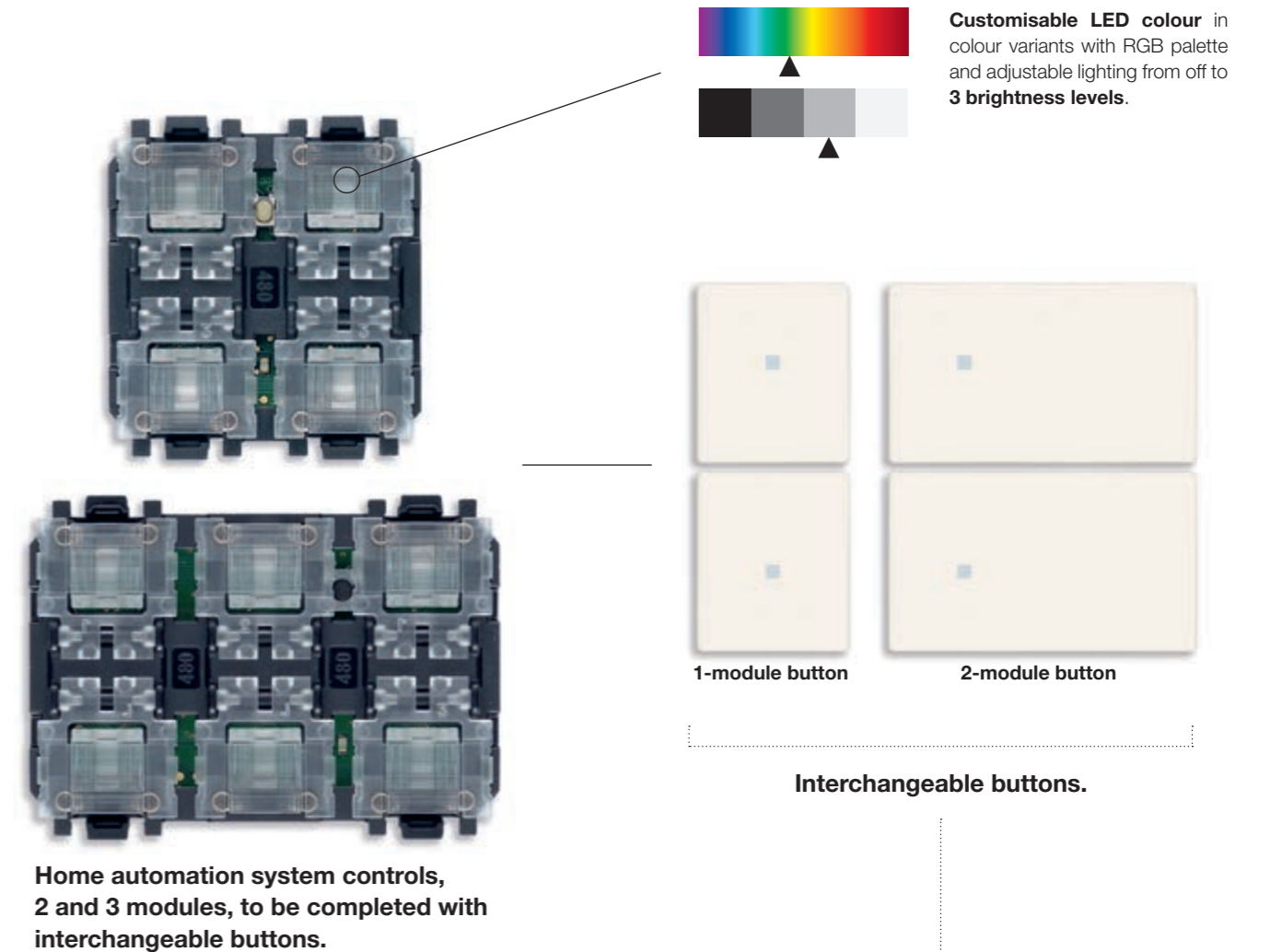
## Connected Control.

Designed to control and manage lights, roller shutters, motorised curtains in the View Wireless system simply from your smartphone via App or using your voice directly. The ideal solution for refurbishments or to boost the functions of an existing system as well as in new system installations.




## Home Automation Control.

Linea controls are also available in the home automation system version for the By-me Plus system and the KNX standard. Curtain and roller shutter automation, light control, sound system and much more. Everything can also be managed in a centralised manner by creating scenarios.



Other customised buttons available with 1 and 2 modules.



## Fast and easy installation.

The **slim support** is made of special materials with **high rigidity and strength**, also ideal for **mounting on plasterboard**. Devised to provide maximum grip once the device has been installed.

**Side mounting with half blank modules**, to allow control unit hooking of a 2-module device.

**Support with high mechanical rigidity**, made of reinforced polyamide.

**Compatibility with plasterboard (mounting) boxes** with rear outlet.

**24 mm long screws** and large slots for levelling.

**Writable area** to indicate the function to be installed.

**Easy hooking** with rails.

**The front and back side can be acted on** with a tool, for uninstalling devices

**Installing/dismounting the front of the device**

PATENTED **VIMAR**

- **System for installing/uninstalling the device** on/from the mounting frame, simplified and easy from the front as well as the possibility of using a tool from the rear.

**Linea cover plates** can be **securely fastened** with the new **anti-tamper mounting frames**.

**Special extraction tool** for 3-, 4- and 7-module cover plates.

Available with **3, 4 and 7 modules**.

PATENTED **VIMAR**

New mounting frames with **patented anti-tamper** system allow the cover plate to be removed only using a dedicated extraction tool. The system ensures perfect styling results while guaranteeing greater safety and preventing any tampering, especially in installations on public premises such as hotels, schools, hospitals, airports, ships, etc.

Installing Linea devices is traditional, quick and easy: they can easily be housed in mounting boxes for **masonry walls and plasterboard walls** ensuring maximum adherence to the wall thanks to the mounting frame compensation system.

### Installation on masonry walls.

**just 5.7 mm deep.**

### Installation on hollow walls (plasterboard).

**just 5.7 mm deep.**




## Innovative functions

resulting from in-depth technological research.

For a **traditional electrical system**, more than **200 restyled functions** to achieve perfectly matching styling to choose from, offering superior performance levels and latest-generation user-friendly controls, so Linea facilitates everyday activities while optimising time and energy.

> We have flattened what wasn't flat before: **universal flush-fitting socket outlets** with a **patented recessed anti-jamming mechanism** which guarantees functionality at every use and for every type of plug.

> **The Linea line-up is distinguished by total installation versatility in the most widely recognised international standards.**



### PATENTED VIMAR

- **Universal flush-fitting socket outlets** with a patented recessed anti-jamming mechanism which guarantees functionality at every use and for every type of plug.
- **Device terminals** have been specifically designed (in different shapes) for guided wiring. Earth terminal in socket outlets or significant terminal in controls (e.g. common on the 2-way switch) with square holes and relief dot for easier identification.

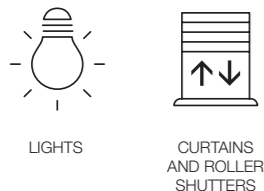


> **QUID - light and roller shutter control.**



For the centralised **control of lights and roller shutters** in traditional systems. Reliability, security and functionality.

- Innovative, silent relay for light control.
- Innovative electronic device for roller shutters.



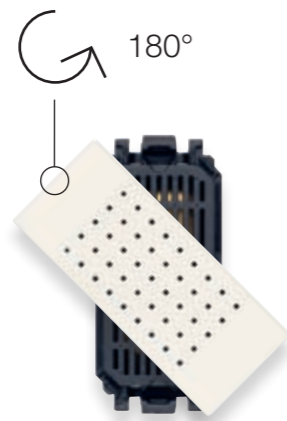
> **Ringtone/buzzer.**



**Ringtone/buzzer** available at 230 V or 12/24 V.

By turning the cover, you can switch from one function to the other thanks to a patented system.

- New product structure thanks to:
- depth reduced to just 35 mm;
  - operating stability 50-60 Hz.



**PATENTED VIMAR**

- **Ringtone/buzzer switching.** By turning the device cover, the function changes from ringtone to buzzer and vice versa.

> **Emergency light.**



**Auxiliary emergency and controllable step marker lamp.**

The new high efficiency LED lamp (100 - 240 V~ 50/60 Hz) has also been completely restyled to achieve a flat look and provide soft non-glaring lighting. This device is especially useful in the event of an emergency or power failure.


It is fitted with a non-replaceable rechargeable lithium ion battery with a range of 2.5 hours. It can be turned on by an IR control or 1-way switch for operation as a step light.

> **Removable torch.**



**Removable hand lamp for auxiliary emergency and controllable step marker lamp.**

Power outages won't mean being in the dark any more. Designed to achieve a flat look and provide soft non-glaring lighting, the removable hand lamp lights up immediately in the event of a power cut and it can be pulled out of the socket outlet. The lithium-ion battery guarantees a long product life. It can be turned on by an IR control or 1-way switch for operation as a step light.



**Hand lamp extraction**

> **Socket outlets with USB power supply units.**



**A comprehensive range of power supply units with USB socket outlets** in the following versions:

2.4 A A+C, 3 A C+C, C with a more powerful 30 W power supply unit and 3 A C integrated into P40 universal socket outlets. With their high-performing characteristics, and 30 W USB socket outlets, they offer Power Delivery fast charging of latest-generation devices with higher-performing batteries, such as smartphones, tablets and portable PCs.



USB C  
30 W  
2 modules

USB A+C  
2.4 A  
1 module

USB C+C  
3 A  
1 module


Universal socket outlet  
with USB C 3 A  
2 modules



## A range of carefully selected finishes, colours and materials.

**In-depth research** into interior design trends enabled Vimar to give rise to a balanced line-up of finishes and colours devised to accommodate the latest trends while anticipating future ones. Painsstaking care taken with the choice of materials for the cover plates, particularly for the zinc-titanium alloy cover plates to achieve PVD finishes with prestigious, eco-sustainable metallic effects.

**An array of gentle, elegant** hues and subtle contrasts for any setting. Shades of white, the natural appeal of canvas and the striking simplicity of black to design trendy, modern settings packed with personality.





## Total Look

Impeccable coordination for an identity that stands out every time. Pure, bright white brings to mind simple, open spaces; canvas is a warm and natural hue while black draws its inspiration from mineral materials, for settings with a bold personality.



White



Canvas



Black



## Reflex

Versatility and appeal thanks to the extremely realistic glass effect.



White Reflex



Canvas Reflex



Black Reflex



## Painted technopolymers

The energy of simple and gleaming modernity.



Silver



Clay




Metal



## PVD metals

Cover plates made in zinc-titanium alloy for high environmental performance PVD finishes that emphasise the metallic reflections of the material.



Brushed gold



Bronze




Satin finish stainless steel





## Attention to detail to give rise to bespoke projects.

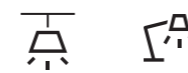
**Highly customisable controls and cover plates to enhance the value of the project identity.**  
An extensive range of symbols are available, ideal for enhancing the value of accommodation facility designs in particular. Words and symbols are impeccably associated with cover plates and controls for a long-lasting result and an enhanced experience.



> **A distinctive illuminated mark** to identify the control in the dark. New LED in direct contact with the surface of the button.

> **Static symbols** developed with laser engraving, for backlighting and entirely customisable thanks to an extensive library.

> Lighting



> Windows



> Climate control



> Scenarios



> Hotels and Public buildings



**2-module aligned control**  
with 2-module cover plate



**1 and 2-module aligned controls**  
with 3-module cover plate




**Two 2-module aligned controls**  
with 4-module cover plate

> **For even more sophisticated solutions, controls and functions.**

- The control switches can be painted in the same colour as the painted technopolymer cover plates: silver, clay and metal, for a total look effect.
- Take the opportunity to combine the module controls to expand the solutions to satisfy specific needs.

**Dynamic with the XT platform**  
EXperience Technology.

> Makes your home naturally smarter.



## User-friendly and dynamic.

> **Absolute flatness of controls.**

Innovative styling of the home automation system controls, extreme ease of use and ergonomic design across the entire surface.



> **Sensitive precision and delightful to touch.**

More enjoyable interaction experience thanks to the special surface and to the new activation mechanisms with **microswitch** featuring impeccable feedback: precision combined with silent operation

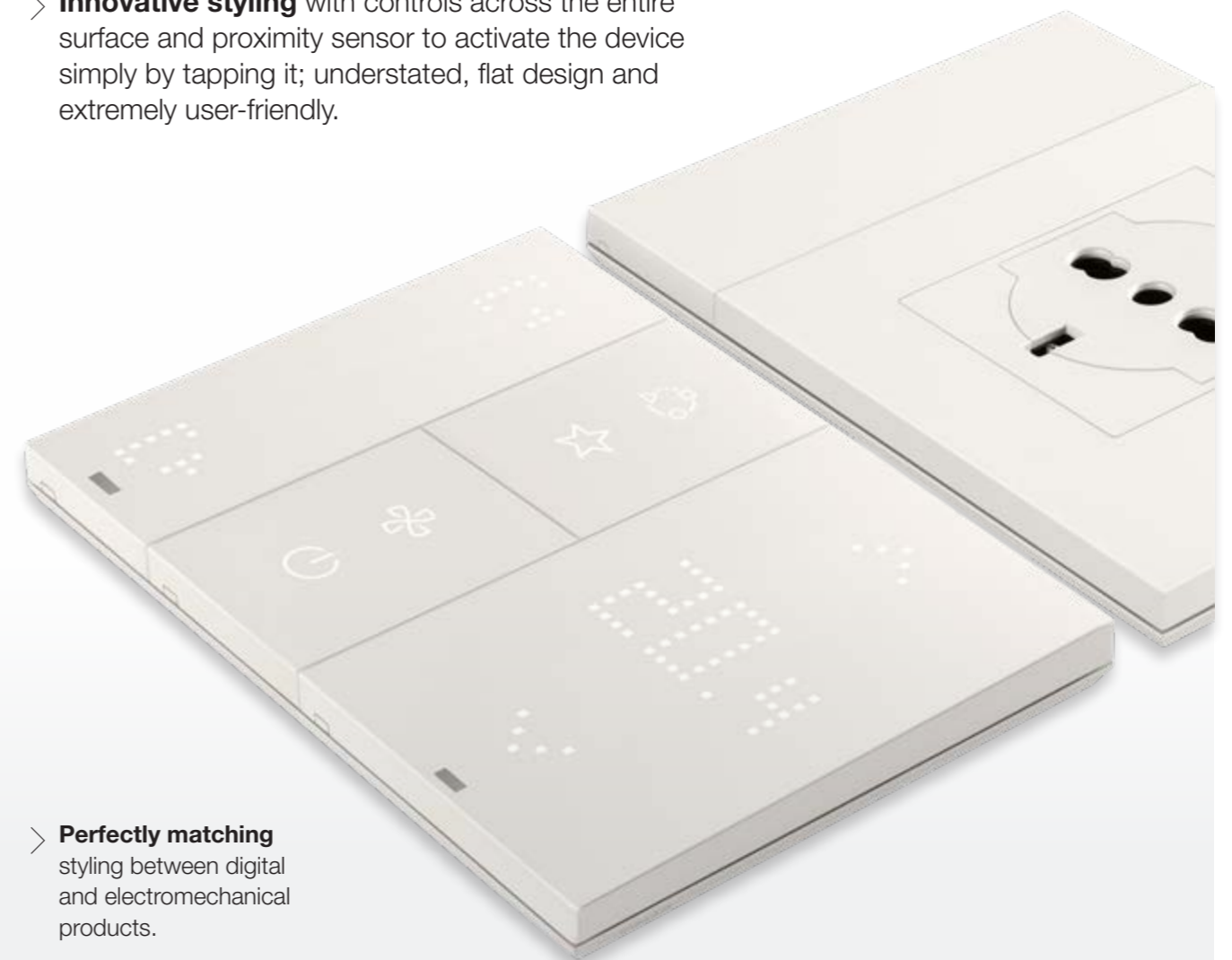


White

Canvas

Black

> **Innovative styling** with controls across the entire surface and proximity sensor to activate the device simply by tapping it; understated, flat design and extremely user-friendly.



> **Perfectly matching** styling between digital and electromechanical products.


# Innovative, multi-functional ergonomics.



Large controls that can be activated across the entire surface

> **Modular and scalable to suit any need.**

The devices in the XT platform are scalable in time and extremely easy to use: from a simple control for lights and roller shutters, to temperature management, air quality and even the activation of scenarios to a home automation system that is always up-to-date and functional.



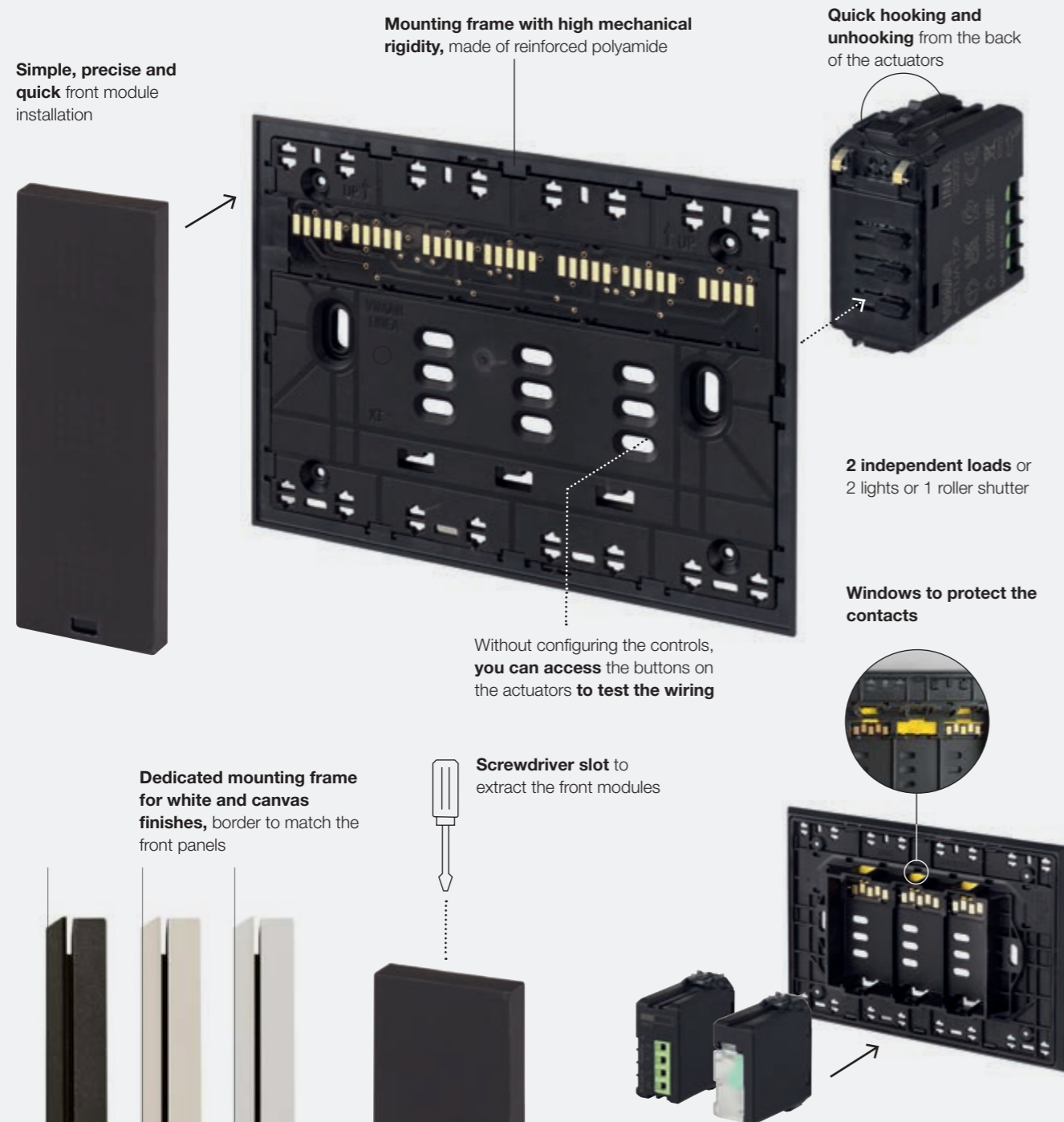
> **The dynamism of increasing functions** on the same control device is an advantage both during the installation phase and in renovations, and this is without masonry work.



> **Thanks to the proximity sensor,** the devices are activated as soon as they are touched


# Extremely simple installation and module replacement.

The **slim support** is made of special materials with **high rigidity and strength**, also ideal for **mounting on plasterboard**. Devised to provide maximum grip once the device has been installed.




Possibility of housing between 2 and 4 modules in which 1 power supply node must be inserted and between 1 actuator node and 3 actuators for lights and roller shutters can be inserted.

## Installation on masonry walls.




## Installation on hollow walls (plasterboard).





## Modular and expandable.

The XT platform is characterised by extensive scalability and expandability of controls. With a simple gesture, you can move the front to other control devices, without any wiring.




### > Modular infrastructure:

- For 2-3-4 module mounting boxes.
- Interchangeable front controls with 2 or 4 presses/functions
- Possibility of 4 front controls on the 3-module mounting box (up to 16 activations).
- Double relay actuators (up to 4 loads per 3-module mounting box) hooking onto the back of the mounting frame and supplied via an innovative connection system.

### > Many possibilities with the XT platform:

- Controls and thermostat and multisensor with air and humidity quality.
- Expansion and relocation of functions by simply swapping modules without dismantling the lighting device (also post-installation benefits).
- Matching styling between control devices and socket outlets.

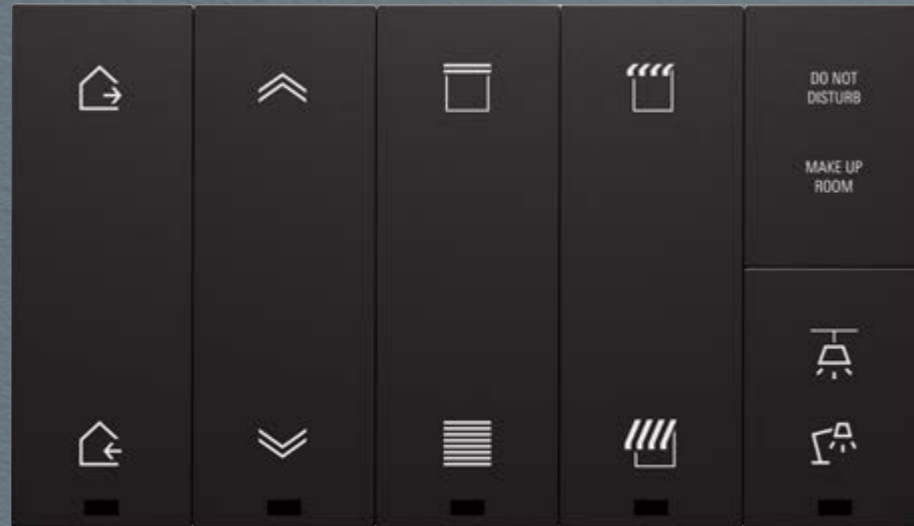


Choosing between the **different types of controls** with the available XT platforms, you can easily compose and **configure** the 1-way switch ready for your needs.



## Identity for your project.

To enhance each project, controls can be customised with a wide range of symbols to identify the function. The control symbols, text and pictograms can be customised in two ways: with laser-engraved graphic icons and with dynamic LED icons, for an efficient, immediate and user-friendly user experience.



> **Completely customisable** graphic icons with an extensive library of symbols.

> **Dynamic, customisable LED icons using the App.** Possibility of smart backlighting: white at various brightness levels. No symbol visible when the device is off.

> Lighting



> Windows



> Climate control



> Scenarios



> Hotels




> Completely programmable numbers



> Icons



> Animated icons



Customisation on black finish controls with Mylair labels; for white and canvas finishes, contact our sales network



**Linea is designed to be sustainable.**  
Our commitment to the future.



**Eco-packaging**

All Linea packaging is fully recyclable. Product cases, enclosures and boxes are made of recycled cardboard or card, printed with water-based ink. The paper used is FSC certified, which guarantees it is sourced from responsibly managed forests. Some packaging is designed specifically with knockouts to speed up opening. Moreover, devices sold in multiple 5-piece packs, such as controls and socket outlets, can be separated into separate product cases or opened simultaneously by tearing off the bottom.

**Finishing process for PVD (Physical Vapour Deposition) metal cover plates**

Painstaking care taken with the choice of materials, including zinc-titanium alloy cover plates to achieve PVD finishes with prestigious, eco-sustainable metallic effects. One of the Linea series' many patents. The painting process only uses water-based or UV-reticulating paints for an extremely low solvent emission into the atmosphere.



**The brand for renewable energy.**

For the supervision and analysis of energy consumption levels in our plants, we have adopted the logic of smart metering. Our new logistics and production pole has been fitted with an open-circuit geothermal system, 3000 square metres of biodynamic cement panels, while the roof of the building has been planted with Sedum green affording greater thermal insulation and covered with 2,442 photovoltaic modules. These design choices show sustainability, architectural value and occupational comfort expressed to the full.

**Products assessed according to the LCA approach**

We assess the environmental performance of Vimar's high-turnover products according to the LCA (Life Cycle Assessment) approach, with respect to the international reference standards ISO 14040 and 14044.

**PEP ecopassport®**, we certify the results by obtaining the related EPDs (Environmental Product Declarations).











**We design to be integrated with other players.**

Products and green building rating systems: we create products that can contribute to the score of the most popular building sustainability protocols, such as LEED®, BREEAM®.



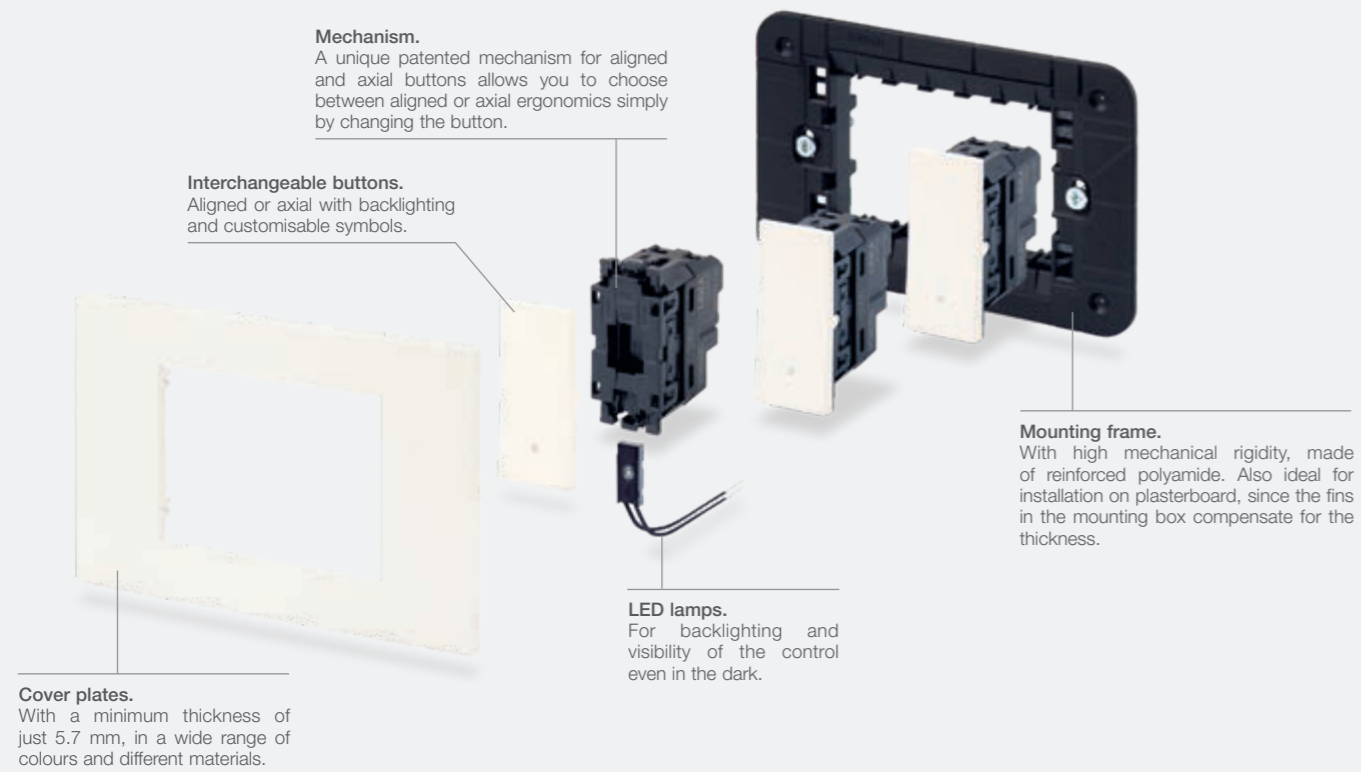
## Index

---

Installation methods	50
Control devices	58
Power and signal socket outlets	65
Signalling, protection and detection	69
Climate control and solutions for hospitality	71
Smart home View Wireless  	 72
Smart automation: By-me Plus 	 77
Smart automation: By-me Plus - Linea with XT platform 	 86
Building automation: Well-contact Plus 	 90
By-alarm Plus: burglar alarm system	 95
Range of cover plates	102
Installation types and customisations	105

## Installation methods

### Controls



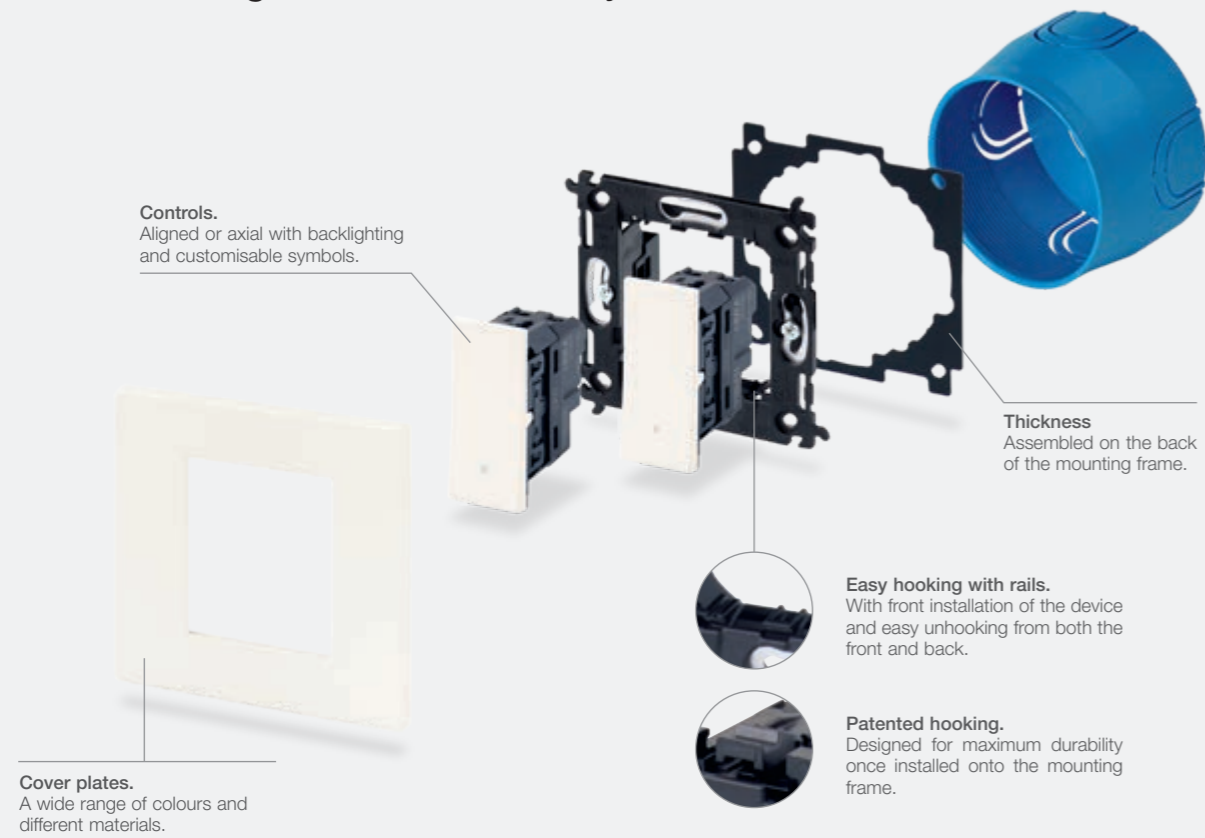
### Other devices



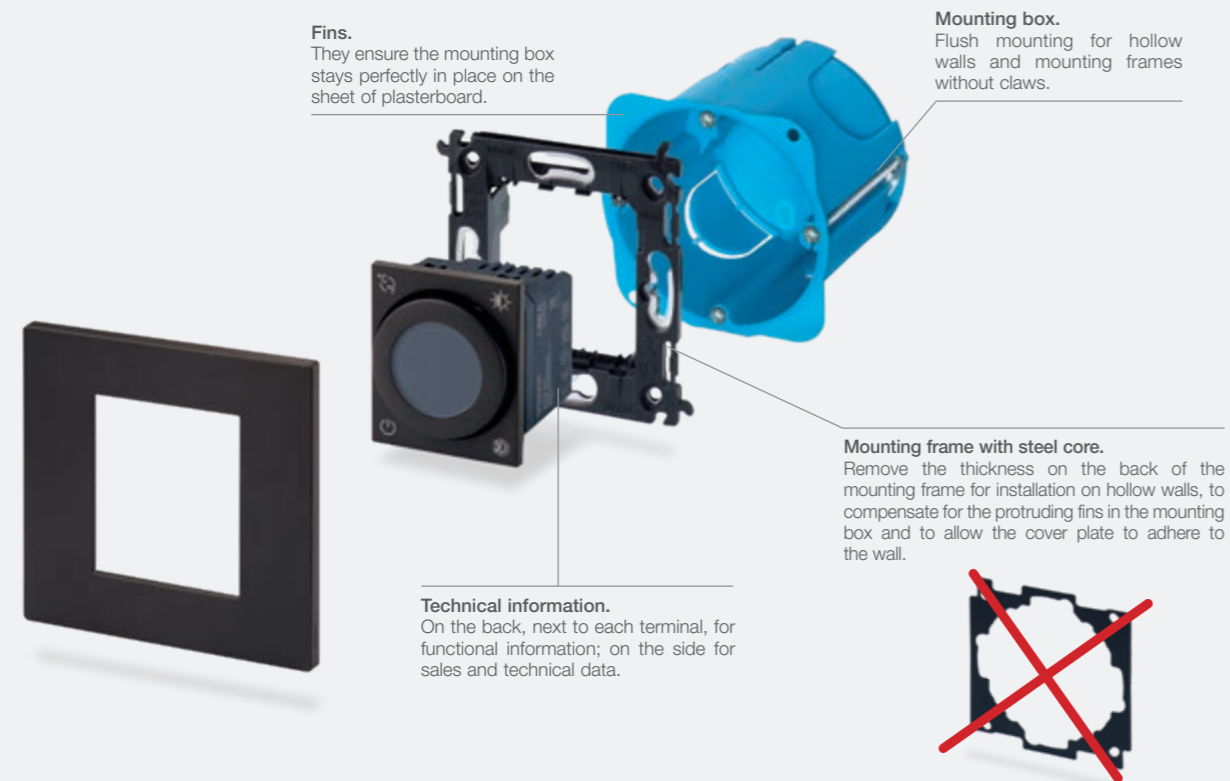
Composition	Boxes	Mounting frames	Devices	Cover plates
3 modules	 flush mounting for masonry walls   flush mounting for hollow walls	 with screws	 1 and 2 modules   3 x 1 module   3 modules	 3 modules
4 modules	 flush mounting for masonry walls   flush mounting for hollow walls	 with screws	 2x 1 and 2 modules   4 x 1 module   1 and 3 modules	 4 modules
7 modules	 flush mounting for masonry walls   flush mounting for hollow walls	 with screws	 3 x 1 and 2 x 2 modules   7 x 1 module   2 x 2 modules and 3 modules	 7 modules
table mounting	 table mounting box	 with screws	 2 x 2 modules	 4 modules

## Installation methods

Ø 60 mm mounting boxes for masonry walls



Ø 60 mm mounting boxes for hollow walls



Composition	Boxes	Mounting frames	Devices	Cover plates
<p>2 modules</p>	<p>flush mounting for masonry walls</p>	<p>2-modules with removable claws</p>	<p>1 module + 2 half blank modules</p>	<p>2 modules</p>
<p>2 modules</p>	<p>flush mounting for hollow walls and mounting frames without claws</p>	<p>2-modules without screws</p>	<p>2 x 1 module</p>	
		<p>2 modules</p>	<p>2 modules</p>	
		<p>2 modules</p>		

# Installation methods

Linea with XT platform

**Installation on the back.**  
The power supply node of the devices and actuators should be installed on the back of the mounting frame.

**Mounting frame.**  
With high mechanical rigidity, made of reinforced polyamide.

**Front installation of modules.**  
Simple, precise and quick.

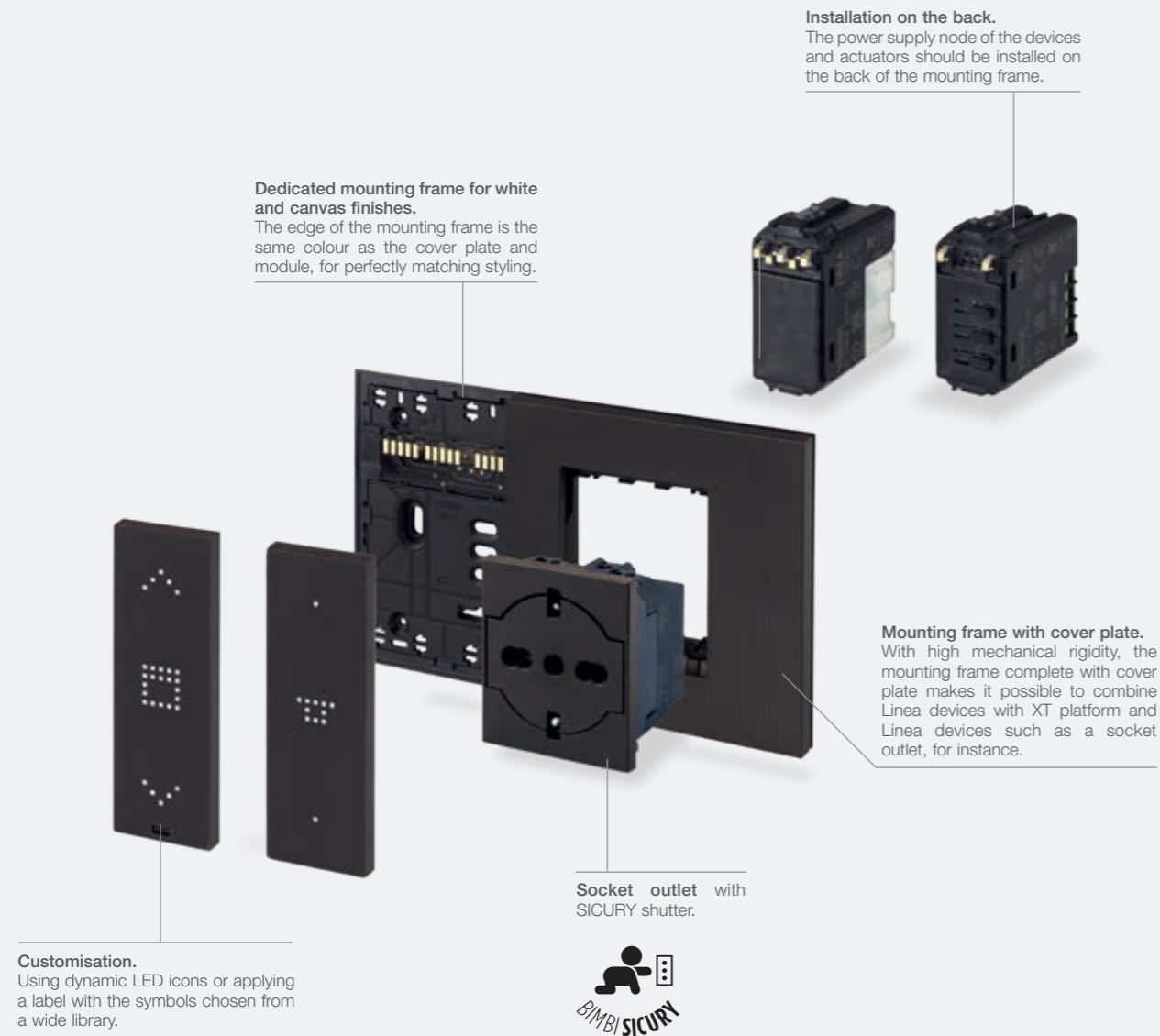
**Customisation.**  
Using dynamic LED icons or applying a label with the symbols chosen from a wide library.

**Proximity sensor.**  
Thanks to the proximity sensor, the devices are activated as soon as they are touched.

Composition	Boxes	Devices (back of mounting frame)	Mounting frames	Devices (front of mounting frame)
<p>2 modules</p>	<p>flush mounting for hollow walls and mounting frames without claws</p>	<p>1 power supply node 1 actuator</p>	<p>without screws</p>	<p>3 x 1 module 1 x 1 module and 1 x 2 modules</p>
<p>3 modules</p>	<p>flush mounting for masonry walls flush mounting for hollow walls</p>	<p>1 power supply node 2 actuators</p>	<p>with screws</p>	<p>4 x 1 module 2 x 1 module and 1 x 2 modules 2 x 2 modules</p>
<p>4 modules</p>	<p>flush mounting for masonry walls flush mounting for hollow walls</p>	<p>1 power supply node 3 actuators</p>	<p>with screws</p>	<p>5 x 1 module 3 x 1 module and 1 x 2 modules 1 x 1 module and 2 x 2 modules</p>

## Installation methods

Linea with XT platform and Linea



Composition	Boxes	Devices (back of mounting frame)	Mixed mounting frames (electrified and for Linea cover plate)	Devices (front of mounting frame)
<p><b>3 modules</b></p>	flush mounting for masonry walls flush mounting for hollow walls	1 power supply node	with screws	XT platform: 1 x 1 module + Linea: 2 x 1 module XT platform: 1 x 1 module + Linea: 1 x 2 modules
<p><b>4 modules</b></p>	flush mounting for masonry walls flush mounting for hollow walls	1 power supply node 1 actuator	with screws	XT platform: 2 x 1 module + Linea: 2 x 1 module XT platform: 2 x 1 module + Linea: 1 x 2 modules XT platform: 1 x 2 modules + Linea: 1 x 2 modules

Black	White	Canvas
<b>Blank modules and cable outlets</b>		
<p>▲30040.G Half blank module. Depth: 8,6 mm</p> <p>▲30041.G Blank module. Depth: 9,2 mm</p> <p>▲30044.G Cable outlet. Depth: 24,7 mm</p>	<p>▲30040.B Half blank module. Depth: 8,6 mm</p> <p>▲30041.B Blank module. Depth: 9,2 mm</p> <p>▲30044.B Cable outlet. Depth: 24,7 mm</p>	<p>▲30040.C Half blank module. Depth: 8,6 mm</p> <p>▲30041.M Blank module. Depth: 9,2 mm</p> <p>▲30044.C Cable outlet. Depth: 24,7 mm</p>
<b>Aligned 1P 250 V~ 1-way switches (lightable°)</b>		
<p>▲30000.G 10 AX. Depth: 31,8 mm</p> <p>▲30000.2G 10 AX. - 2 modules Depth: 32,3 mm</p>	<p>▲30000.B 10 AX. Depth: 31,8 mm</p> <p>▲30000.2B 10 AX. - 2 modules Depth: 32,3 mm</p>	<p>▲30000.C 10 AX. Depth: 31,8 mm</p> <p>▲30000.2C 10 AX. - 2 modules Depth: 32,3 mm</p>
<b>Aligned 1P 250 V~ 2-way switches (lightable°)</b>		
<p>▲30004.G 10 AX. Depth: 31,8 mm</p> <p>▲30004.2G 10 AX. - 2 modules Depth: 32,3 mm</p>	<p>▲30004.B 10 AX. Depth: 31,8 mm</p> <p>▲30004.2B 10 AX. - 2 modules Depth: 32,3 mm</p>	<p>▲30004.C 10 AX. Depth: 31,8 mm</p> <p>▲30004.2C 10 AX. - 2 modules Depth: 32,3 mm</p>
<b>Aligned 1P 250 V~ reversing switches (lightable°)</b>		
<p>▲30012.G 10 AX. Depth: 35,5 mm</p> <p>▲30012.2G 10 AX. - 2 modules Depth: 36 mm</p>	<p>▲30012.B 10 AX. Depth: 35,5 mm</p> <p>▲30012.2B 10 AX. - 2 modules Depth: 36 mm</p>	<p>▲30012.C 10 AX. Depth: 35,5 mm</p> <p>▲30012.2C 10 AX. - 2 modules Depth: 36 mm</p>
<b>Aligned 1P NO 250 V~ push buttons (lightable°)</b>		
<p>▲30008.G 10 A. Depth: 31,8 mm</p> <p>▲30008.2G 10 A. - 2 modules Depth: 32,3 mm</p>	<p>▲30008.B 10 A. Depth: 31,8 mm</p> <p>▲30008.2B 10 A. - 2 modules Depth: 32,3 mm</p>	<p>▲30008.C 10 A. Depth: 31,8 mm</p> <p>▲30008.2C 10 A. - 2 modules Depth: 32,3 mm</p>
<b>Axial 1P 1-way switches 250 V~ (lightable°)</b>		
<p>▲30000A.G 10 AX. Depth: 31,8 mm</p> <p>▲30000A.2G 10 AX. - 2 modules Depth: 32,3 mm</p>	<p>▲30000A.B 10 AX. Depth: 31,8 mm</p> <p>▲30000A.2B 10 AX. - 2 modules Depth: 32,3 mm</p>	<p>▲30000A.C 10 AX. Depth: 31,8 mm</p> <p>▲30000A.2C 10 AX. - 2 modules Depth: 32,3 mm</p>

Black	White	Canvas					
<b>Axial 1P 2-way switches 250 V~ (lightable°)</b>							
<p>▲30004A.G 10 AX. Depth: 31,8 mm</p> <p>▲30004A.2G 10 AX. - 2 modules Depth: 32,3 mm</p>	<p>▲30004A.B 10 AX. Depth: 31,8 mm</p> <p>▲30004A.2B 10 AX. - 2 modules Depth: 32,3 mm</p>	<p>▲30004A.C 10 AX. Depth: 31,8 mm</p> <p>▲30004A.2C 10 AX. - 2 modules Depth: 32,3 mm</p>					
<b>Axial 1P reversing switches 250 V~ (lightable°)</b>							
<p>▲30012A.G 10 AX. Depth: 35,5 mm</p> <p>▲30012A.2G 10 AX. - 2 modules Depth: 36 mm</p>	<p>▲30012A.B 10 AX. Depth: 35,5 mm</p> <p>▲30012A.2B 10 AX. - 2 modules Depth: 36 mm</p>	<p>▲30012A.C 10 AX. Depth: 35,5 mm</p> <p>▲30012A.2C 10 AX. - 2 modules Depth: 36 mm</p>					
<b>Axial 1P NO push buttons 250 V~ (lightable°)</b>							
<p>▲30008A.G 10 A. Depth: 31,8 mm</p> <p>▲30008A.2G 10 A. - 2 modules Depth: 32,3 mm</p>	<p>▲30008A.B 10 A. Depth: 31,8 mm</p> <p>▲30008A.2B 10 A. - 2 modules Depth: 32,3 mm</p>	<p>▲30008A.C 10 A. Depth: 31,8 mm</p> <p>▲30008A.2C 10 A. - 2 modules Depth: 32,3 mm</p>					
<b>Lightable mechanisms for aligned and axial 250 V~ buttons (common devices for the three versions)</b>							
<p>▲30000 1P 10 AX 1-way switch. Depth: 31,8 mm</p>	<p>▲30000.2 1P 10 AX 1-way switch. - 2 modules Depth: 31,8 mm</p>	<p>▲30004 2P 10 AX 1-way switch. Depth: 31,8 mm</p>	<p>▲30004.2 2P 10 AX 1-way switch. - 2 modules Depth: 31,8 mm</p>	<p>▲30012 1P 10 AX reversing switch. Depth: 35,5 mm</p>	<p>▲30012.2 1P 10 AX reversing switch. - 2 modules Depth: 35,5 mm</p>	<p>▲30008 1P NO 10 A push button. Depth: 31,8 mm</p>	<p>▲30008.2 1P NO 10 A push button. - 2 modules Depth: 31,8 mm</p>
<b>Mounting and removing the aligned button from the mechanism</b>							
<p><b>Mounting</b></p>				<p><b>Removal</b></p>			
<b>Mounting and removing the axial button from the mechanism</b>							
<p><b>Mounting</b></p>				<p><b>Removal</b></p>			

Black	White	Canvas
-------	-------	--------

1-module aligned interchangeable buttons for control mechanisms (lightable°)

<b>▲31000.G</b> No symbol	<b>▲31000S.G</b> Vertical light beam	<b>▲31000.CG</b> Bell symbol	<b>▲31000.B</b> No symbol	<b>▲31000S.B</b> Vertical light beam	<b>▲31000.CB</b> Bell symbol	<b>▲31000.C</b> No symbol	<b>▲31000S.C</b> Vertical light beam	<b>▲31000.CC</b> Bell symbol
<b>▲31000.LG</b> Light symbol	<b>▲31000.PG</b> Key symbol	<b>▲31000.DG</b> With lighttable and customisable diffuser	<b>▲31000.LB</b> Light symbol	<b>▲31000.PB</b> Key symbol	<b>▲31000.DB</b> With lighttable and customisable diffuser	<b>▲31000.LC</b> Light symbol	<b>▲31000.PC</b> Key symbol	<b>▲31000.DC</b> With lighttable and customisable diffuser

2-module aligned interchangeable buttons for control mechanisms (lightable°)

<b>▲31000.2G</b> No symbol	<b>▲31000S.2G</b> Vertical light beam	<b>▲31000.2CG</b> Bell symbol	<b>▲31000.2B</b> No symbol	<b>▲31000S.2B</b> Vertical light beam	<b>▲31000.2CB</b> Bell symbol	<b>▲31000.2C</b> No symbol	<b>▲31000S.2C</b> Vertical light beam	<b>▲31000.2CC</b> Bell symbol
<b>▲31000.2LG</b> Light symbol	<b>▲31000.2PG</b> Key symbol	<b>▲31000.2DG</b> With lighttable and customisable diffuser	<b>▲31000.2LB</b> Light symbol	<b>▲31000.2PB</b> Key symbol	<b>▲31000.2DB</b> With lighttable and customisable diffuser	<b>▲31000.2LC</b> Light symbol	<b>▲31000.2PC</b> Key symbol	<b>▲31000.2DC</b> With lighttable and customisable diffuser

1-module axial interchangeable buttons for control mechanisms (lightable°)

<b>▲31000A.G</b> No symbol	<b>▲31000A.CG</b> Bell symbol	<b>▲31000A.LG</b> Light symbol	<b>▲31000A.B</b> No symbol	<b>▲31000A.CB</b> Bell symbol	<b>▲31000A.LB</b> Light symbol	<b>▲31000A.C</b> No symbol	<b>▲31000A.CC</b> Bell symbol	<b>▲31000A.LC</b> Light symbol
<b>▲31000A.PG</b> Key symbol	<b>▲31000A.DG</b> With lighttable and customisable diffuser	<b>▲31000A.PB</b> Key symbol	<b>▲31000A.DB</b> With lighttable and customisable diffuser	<b>▲31000A.PC</b> Key symbol	<b>▲31000A.DC</b> With lighttable and customisable diffuser			

Black	White	Canvas
-------	-------	--------

2-module axial interchangeable buttons for control mechanisms (lightable°)

<b>▲31000A.2G</b> No symbol	<b>▲31000A.2CG</b> Bell symbol	<b>▲31000A.2LG</b> Light symbol	<b>▲31000A.2B</b> No symbol	<b>▲31000A.2CB</b> Bell symbol	<b>▲31000A.2LB</b> Light symbol	<b>▲31000A.2C</b> No symbol	<b>▲31000A.2CC</b> Bell symbol	<b>▲31000A.2LC</b> Light symbol
<b>▲31000A.2PG</b> Key symbol	<b>▲31000A.2DG</b> With lighttable and customisable diffuser	<b>▲31000A.2PB</b> Key symbol	<b>▲31000A.2DB</b> With lighttable and customisable diffuser	<b>▲31000A.2PC</b> Key symbol	<b>▲31000A.2DC</b> With lighttable and customisable diffuser			

Traditional 1P 250 V~ 1-way rocker switches (lightable°)

<b>▲30020.G</b> 10 AX. Depth: 23,5 mm	<b>▲30020.B</b> 10 AX. Depth: 23,5 mm	<b>▲30020.C</b> 10 AX. Depth: 23,5 mm
---	---	---

Traditional 1P 250 V~ 2-way rocker switches (lightable°)

<b>▲30024.G</b> 10 AX. Depth: 23,5 mm	<b>▲30024.B</b> 10 AX. Depth: 23,5 mm	<b>▲30024.C</b> 10 AX. Depth: 23,5 mm
---	---	---

Traditional 1P 250 V~ reversing rocker switches (with white 110-250 V LED lighting as standard)

<b>▲30012.G</b> 10 AX. Depth: 27,2 mm	<b>▲30012.B</b> 10 AX. Depth: 27,2 mm	<b>▲30012.C</b> 10 AX. Depth: 27,2 mm
---	---	---



Black	White	Canvas
-------	-------	--------

250 V~ NO-NC change-over 1P push buttons (lightable°)

<p>▲30010.G 10 A. Depth: 31,8 mm</p>	<p>▲30010.B 10 A. Depth: 31,8 mm</p>	<p>▲30010.C 10 A. Depth: 31,8 mm</p>
--	--	--

Quid - Magnetic relay module for lighting (backfit)

<p>03991 ON/OFF sequence pulse relay module, 1 input for NO push button, 1 NO 10 A 220-240 V~ 50/60 Hz relay output, for backfit</p>	<p>03992 ON/OFF sequence pulse relay module, 1 input for NO push button, 1 input for reset push button, 1 NO 10 A 220-240 V~ 50/60 Hz relay output, luminous signalling of load status, for backfit</p>	<p>03993 ON/OFF sequence pulse relay module, 1 input for NO push button, 2 NO 10 A 220-240 V~ 50/60 Hz sequence relay outputs, for backfit</p>
<p>▲00945.G LED signalling unit for aligned and axial controls, for Quid pulse relay module with pulse control push buttons 03992, green</p>		

Dimmers\*\*

<p>▲30135.G Universal. Depth: 43 mm</p>	<p>▲30135.B Universal. Depth: 43 mm</p>	<p>▲30135.C Universal. Depth: 43 mm</p>
<p>▲30135.120G As above, 120 V~</p>	<p>▲30135.120B As above, 120 V~</p>	<p>▲30135.120C As above, 120 V~</p>

Infrared switches

<p>▲30181.G Lighting switch, NO 6 A relay output, 220-240 V~ 50/60 Hz Depth: 41 mm</p>	<p>▲30181.120G Lighting switch, NO 6 A relay output, 120 V~ 50/60 Hz Depth: 41 mm</p>	<p>▲30181.B Lighting switch, NO 6 A relay output, 220-240 V~ 50/60 Hz Depth: 41 mm</p>	<p>▲30181.120B Lighting switch, NO 6 A relay output, 120 V~ 50/60 Hz Depth: 41 mm</p>	<p>▲30181.C Lighting switch, NO 6 A relay output, 220-240 V~ 50/60 Hz Depth: 41 mm</p>	<p>▲30181.120C Lighting switch, NO 6 A relay output, 120 V~ 50/60 Hz Depth: 41 mm</p>
--	---	--	---	--	---



02690  
Lighting switch, 2000 W incandescent lamps, CFL 10-1000 W, LED 100 W, 220-240 V~ 50/60 Hz, ceiling mounting

Black	White	Canvas
-------	-------	--------

2P 250 V~ 1-way rocker switches (lightable°)

<p>▲30016.G 20 AX. Depth: 30,4 mm</p>	<p>▲30016.B 20 AX. Depth: 30,4 mm</p>	<p>▲30016.C 20 AX. Depth: 30,4 mm</p>
---	---	---

1P special switches 250 V~

<p>▲30050 1P NO 10 A push button, luminous name plate, for LED signalling unit LED 00935... and 00936... (not supplied) - 2 modules. Depth: 26,5 mm</p>
---

<p>▲30054.G NO-NC 10A change-over 1P push button with pull-cord Depth: 23,5 mm</p>	<p>▲30054.B NO-NC 10A change-over 1P push button with pull-cord Depth: 23,5 mm</p>	<p>▲30054.C NO-NC 10A change-over 1P push button with pull-cord Depth: 23,5 mm</p>
--	--	--

1P NO 10 A push buttons 250 V~

<p>▲30066.G Two NO 10 A, independents. Depth: 24,2 mm</p>	<p>▲30066.B Two NO 10 A, independents. Depth: 24,2 mm</p>	<p>▲30066.C Two NO 10 A, independents. Depth: 24,2 mm</p>
---	---	---

250 V~ controls with direction arrows

<p>▲30060.G 1P 10 AX 2-way switch, OFF-central. Depth: 25,2 mm</p>	<p>▲30061.G 2P 10 AX 2-way switch, OFF-central. Depth: 35,8 mm</p>	<p>▲30062.G 2 1P NO 10 A push buttons, interlocked. Depth: 24,2 mm</p>	<p>▲30060.B 1P 10 AX 2-way switch, OFF-central. Depth: 25,2 mm</p>	<p>▲30061.B 2P 10 AX 2-way switch, OFF-central. Depth: 35,8 mm</p>	<p>▲30062.B 2 1P NO 10 A push buttons, interlocked. Depth: 24,2 mm</p>	<p>▲30060.C 1P 10 AX 2-way switch, OFF-central. Depth: 25,2 mm</p>	<p>▲30061.C 2P 10 AX 2-way switch, OFF-central. Depth: 35,8 mm</p>	<p>▲30062.C 2 1P NO 10 A push buttons, interlocked. Depth: 24,2 mm</p>
--	--	--	--	--	--	--	--	--

Black	White	Canvas
-------	-------	--------

Quid - Electronic 2-way switch for roller shutter



▲30196.G  
Slat orientation, with relay outputs for cosφ 0,6 motor 2 A 220-240 V~ 50/60 Hz, position saving.  
Depth: 41,5 mm



▲30196.B  
Slat orientation, with relay outputs for cosφ 0,6 motor 2 A 220-240 V~ 50/60 Hz, position saving.  
Depth: 41,5 mm



▲30196.C  
Slat orientation, with relay outputs for cosφ 0,6 motor 2 A 220-240 V~ 50/60 Hz, position saving.  
Depth: 41,5 mm

Quid - Electronic relay module and control unit module for roller shutters (backfit)



03996  
Centralizable relay module, slat orientation, with relay outputs for cosφ 0,6 motor 2 A 220-240 V~ 50/60 Hz, position saving, for backfit or junction boxes installation



03997  
control unit module, 2 inputs for NO push button, 6 outputs for Quid roller shutter relay module (03996), 220-240 V~ 50/60 Hz power supply, for backfit or junction boxes installation

Radiofrequency smart devices



01796.2  
Multi-function actuator with relay output NO 10 A 230 V~ programmable with switch function for local control, transferable local input as ON/OFF control for other EnOcean® actuators, 230 V~ 50/60 Hz power supply



▲30502  
4-button flat device with RF transmission, 868 MHz, EnOcean® standard, to be completed with buttons 31506+31506.2 - 2 modules



▲30504  
4-button flat device with RF transmission, 2.4 GHz, Bluetooth® Low Energy wireless technology, to be completed with buttons 31506+31506.2 - 2 modules

Compatible with  
**CASAMBI**  
**XICATO**  
Compatible with  
View Wireless system



▲30506  
4-button flat device with RF transmission, 2.4 GHz, Zigbee Green Power and Friends of Hue standard, to be completed with buttons 19506 31506+31506.2 - 2 modules




▲31506.G  
Pair of 1-module buttons for RF devices, customizable



▲31506.2G  
2-module button for RF devices, customizable



▲31506.B  
Pair of 1-module buttons for RF devices, customizable




▲31506.2B  
2-module button for RF devices, customizable




▲31506.C  
Pair of 1-module buttons for RF devices, customizable



▲31506.2C  
2-module button for RF devices, customizable



▲30507.G  
Frame for RF devices surface mounting, for 2 modules cover plates



▲30507.B  
Frame for RF devices surface mounting, for 2 modules cover plates

Black	White	Canvas
-------	-------	--------

SICURY 2P+E Italian standard socket outlets 250 V~



▲30201.G  
10 A, P11.  
Depth: 28,1 mm



▲30203.G  
Bpresa 16 A, P17/11.  
Depth: 28,1 mm



▲30201.B  
10 A, P11.  
Depth: 28,1 mm



▲30203.B  
Bpresa 16 A, P17/11.  
Depth: 28,1 mm



▲30201.C  
10 A, P11.  
Depth: 28,1 mm



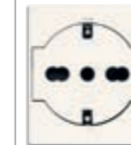
▲30203.C  
Bpresa 16 A, P17/11.  
Depth: 28,1 mm



▲30211.G  
16 A universal flush-fitting socket outlet, P40 - 2 modules  
Depth: 30,4 mm



▲30210.G  
16 A, P40, universal - 2 modules.  
Depth: 30,4 mm



▲30211.B  
16 A universal flush-fitting socket outlet, P40 - 2 modules  
Depth: 30,4 mm



▲30210.B  
16 A, P40, universal - 2 modules.  
Depth: 30,4 mm



▲30211.C  
16 A universal flush-fitting socket outlet, P40 - 2 modules  
Depth: 30,4 mm



▲30210.C  
16 A, P40, universal - 2 modules.  
Depth: 30,4 mm

SICURY 2P+E socket outlets 250 V~ (for dedicated supply lines)



▲30203.R  
Bpresa 16 A, P17/11, red.  
Depth: 28,1 mm



▲30210.R  
16 A, P40, universal, red - 2 modules.  
Depth: 30,4 mm

Socket outlets 250 V~ - German standard



▲30208.G  
SICURY 2P+E 16 A, German - 2 modules.  
Depth: 33,4 mm



▲30208.B  
SICURY 2P+E 16 A, German - 2 modules.  
Depth: 33,4 mm



▲30208.C  
SICURY 2P+E 16 A, German - 2 modules.  
Depth: 33,4 mm

Socket outlets 250 V~ - French standard



▲30212.G  
SICURY 2P+E 16 A, French - 2 modules.  
Depth: 30,4 mm



▲30212.B  
SICURY 2P+E 16 A, French - 2 modules.  
Depth: 30,4 mm



▲30212.C  
SICURY 2P+E 16 A, French - 2 modules.  
Depth: 30,4 mm

Socket outlets 250 V~ - Israeli standard



▲30240.G  
SICURY 2P+E 16 A, Israeli - 2 modules.  
Depth: 34,6 mm



▲30240.B  
SICURY 2P+E 16 A, Israeli - 2 modules.  
Depth: 34,6 mm



▲30240.C  
SICURY 2P+E 16 A, Israeli - 2 modules.  
Depth: 34,6 mm

Socket outlets

Black	White	Canvas
-------	-------	--------

127 V~ American standard socket outlets

<p><b>▲30242.G</b> SICURY 2P+E 15 A, USA. Depth: 31,8 mm</p>	<p><b>▲30243.G</b> Two SICURY 2P+E 15 A, USA - 3 modules. Depth: 30,5 mm</p>	<p><b>▲30242.B</b> SICURY 2P+E 15 A, USA. Depth: 31,8 mm</p>	<p><b>▲30243.B</b> Two SICURY 2P+E 15 A, USA - 3 modules. Depth: 30,5 mm</p>	<p><b>▲30242.C</b> SICURY 2P+E 15 A, USA. Depth: 31,8 mm</p>	<p><b>▲30243.C</b> Two SICURY 2P+E 15 A, USA - 3 modules. Depth: 30,5 mm</p>
<p><b>▲30296.G</b> Two 2P+T 15 A American standard socket outlets with Ground Fault Circuit Interrupter (GFCI) - 3 modules. Depth: 33,6 mm</p>	<p><b>▲30296.B</b> Two 2P+T 15 A American standard socket outlets with Ground Fault Circuit Interrupter (GFCI) - 3 modules. Depth: 33,6 mm</p>	<p><b>▲30296.C</b> Two 2P+T 15 A American standard socket outlets with Ground Fault Circuit Interrupter (GFCI) - 3 modules. Depth: 33,6 mm</p>			

SICURY socket outlets 250 V~ - Euro-American standard

<p><b>▲30234.G</b> SICURY 2P 15 A, Euro-American (ø 4,8 mm). Depth: 29,3 mm</p>	<p><b>▲30248.G</b> SICURY 2P+E 16 A, Euro-American - 2 modules. Depth: 30,1 mm</p>	<p><b>▲30234.B</b> SICURY 2P 15 A, Euro-American (ø 4,8 mm). Depth: 29,3 mm</p>	<p><b>▲30248.B</b> SICURY 2P+E 16 A, Euro-American - 2 modules. Depth: 30,1 mm</p>	<p><b>▲30234.C</b> SICURY 2P 15 A, Euro-American (ø 4,8 mm). Depth: 29,3 mm</p>	<p><b>▲30248.C</b> SICURY 2P+E 16 A, Euro-American - 2 modules. Depth: 30,1 mm</p>
<p><b>▲30249.G</b> Two SICURY 2P+E 16 A, Euro-American - 3 modules. Depth: 28,6 mm</p>	<p><b>▲30249.B</b> Two SICURY 2P+E 16 A, Euro-American - 3 modules. Depth: 28,6 mm</p>	<p><b>▲30249.C</b> Two SICURY 2P+E 16 A, Euro-American - 3 modules. Depth: 28,6 mm</p>			

250 V~ Thai standard socket outlets

<p><b>▲30248.THG</b> SICURY 2P+T 16 A, Thai standard - 2 modules. Depth: 30,1 mm</p>	<p><b>▲30249.THG</b> Two SICURY 2P+T 16 A, Thai standard - 3 modules. Depth: 28,6 mm</p>	<p><b>▲30248.THB</b> SICURY 2P+T 16 A, Thai standard - 2 modules. Depth: 30,1 mm</p>	<p><b>▲30249.THB</b> Two 2P+T 16 A, Thai standard - 3 modules. Depth: 28,6 mm</p>	<p><b>▲30248.THC</b> SICURY 2P+T 16 A, Thai standard - 2 modules. Depth: 30,1 mm</p>	<p><b>▲30249.THC</b> Two 2P+T 16 A, Thai standard - 3 modules. Depth: 28,6 mm</p>
--	--	--	---	--	---

Socket outlets

Black	White	Canvas
-------	-------	--------

Socket outlets 250 V~ - Multistandard

<p><b>▲30257.G</b> SICURY 2P+T 13 A multistandard - 2 modules. Depth: 22,7 mm</p>	<p><b>▲30257.B</b> SICURY 2P+T 13 A multistandard - 2 modules. Depth: 22,7 mm</p>	<p><b>▲30257.C</b> SICURY 2P+T 13 A multistandard - 2 modules. Depth: 22,7 mm</p>
---	---	---

Shaver supply units

<p><b>▲30290.G</b> 230 V~ 50/60 Hz, with 20 VA isolating transformer, 230 V~ and 120 V~ outputs - 3 modules. Depth: 46,3 mm</p>	<p><b>▲30290.B</b> 230 V~ 50/60 Hz, with 20 VA isolating transformer, 230 V~ and 120 V~ outputs - 3 modules. Depth: 46,3 mm</p>	<p><b>▲30290.C</b> 230 V~ 50/60 Hz, with 20 VA isolating transformer, 230 V~ and 120 V~ outputs - 3 modules. Depth: 46,3 mm</p>
---	---	---

250 V~ Italian standard socket outlets with USB power supply units

<p><b>▲30210.USBG</b> SICURY 2P+E 16 A universal, 1 USB C 5 V 3 A - 2 modules. Depth: 46,7 mm</p>	<p><b>▲30210.USBB</b> SICURY 2P+E 16 A universal, 1 USB C 5 V 3 A - 2 modules. Depth: 46,7 mm</p>	<p><b>▲30210.USBC</b> SICURY 2P+E 16 A universal, 1 USB C 5 V 3 A - 2 modules. Depth: 46,7 mm</p>
---	---	---

USB supply unit

<p><b>▲30292.ACG</b> 5 V 2,4 A, USB A+C, 120-240 V~ 50/60 Hz. Depth: 41 mm</p>	<p><b>▲30292.CCG</b> 5 V 3 A, 2 USB C for total of 3 A, 120-240 V~ 50/60 Hz. Depth: 41 mm</p>	<p><b>▲30292.ACB</b> 5 V 2,4 A, USB A+C, 120-240 V~ 50/60 Hz. Depth: 41 mm</p>	<p><b>▲30292.CCB</b> 5 V 3 A, 2 USB C for total of 3 A, 120-240 V~ 50/60 Hz. Depth: 41 mm</p>	<p><b>▲30292.ACC</b> 5 V 2,4 A, USB A+C, 120-240 V~ 50/60 Hz. Depth: 41 mm</p>	<p><b>▲30292.CCC</b> 5 V 3 A, 2 USB C for total of 3 A, 120-240 V~ 50/60 Hz. Depth: 41 mm</p>
<p><b>▲30298.G</b> 30 W, USB C, 120-240 V~ 50/60 Hz. Depth: 35,2 mm</p>	<p><b>▲30298.B</b> 30 W, USB C, 120-240 V~ 50/60 Hz. Depth: 35,2 mm</p>	<p><b>▲30298.C</b> 30 W, USB C, 120-240 V~ 50/60 Hz. Depth: 35,2 mm</p>			

Signal reception socket outlets

Black	White	Canvas
-------	-------	--------

Special socket outlets

<p><b>▲30346.HG</b> HDMI, Keystone connection, 90° cable. Depth: 33,7 mm</p>	<p><b>▲30346.HB</b> HDMI, Keystone connection, 90° cable. Depth: 33,7 mm</p>	<p><b>▲30346.HC</b> HDMI, Keystone connection, 90° cable. Depth: 33,7 mm</p>
--	--	--

Coaxial TV-RD-SAT 5-2400 MHz socket outlets

<p><b>▲30300.01G</b> Single connection, with male output, 1 dB. Depth: 26,4 mm</p>	<p><b>▲30300.10G</b> Feed-through, with male output, 10 dB. Depth: 26,2 mm</p>	<p><b>▲30302.01G</b> Single connection, demixed, with male and type F female outputs, 1 dB. Depth: 26,4 mm</p>	<p><b>▲30300.01B</b> Single connection, with male output, 1 dB. Depth: 26,4 mm</p>	<p><b>▲30300.10B</b> Feed-through, with male output, 10 dB. Depth: 26,2 mm</p>	<p><b>▲30302.01B</b> Single connection, demixed, with male and type F female outputs, 1 dB. Depth: 26,4 mm</p>	<p><b>▲30300.01C</b> Single connection, with male output, 1 dB. Depth: 26,4 mm</p>	<p><b>▲30300.10C</b> Feed-through, with male output, 10 dB. Depth: 26,2 mm</p>	<p><b>▲30302.01C</b> Single connection, demixed, with male and type F female outputs, 1 dB. Depth: 26,4 mm</p>
--	--	--	--	--	--	--	--	--

F-type socket outlets

<p><b>▲30318.G</b> With F type female connector. Depth: 14,1 mm</p>	<p><b>▲30318.B</b> With F type female connector. Depth: 14,1 mm</p>	<p><b>▲30318.C</b> With F type female connector. Depth: 14,1 mm</p>
---	---	---

Terminal resistor and coaxial TV-RD-SAT 2400 MHz connectors

<p><b>16330</b> Z 75 Ω, for frequencies up to 2400 MHz</p>	<p><b>01644</b> Male, axial cable entry</p>	<p><b>01645</b> Female, axial cable entry</p>	<p><b>01634</b> Male, 90°-cable entry</p>	<p><b>01635</b> Female, 90°-cable entry</p>	<p><b>01654</b> Male F-type, for RG59 cable</p>
--	---	---	---	---	---

Phone jack

<p><b>▲30320.G</b> RJ11, 6-position, 4-contact (6/4). Depth: 22,7 mm</p>	<p><b>▲30320.B</b> RJ11, 6-position, 4-contact (6/4). Depth: 22,7 mm</p>	<p><b>▲30320.C</b> RJ11, 6-position, 4-contact (6/4). Depth: 22,7 mm</p>
--	--	--

\* Not to be used in European Countries    ▲ New article    Δ Available until stocks last

Signal reception socket outlets • Signalling

Black	White	Canvas
-------	-------	--------

RJ45 data ports

<p><b>▲30339.13G</b> Netsafe, Cat. 6, UTP. Depth: 36,5 mm</p>	<p><b>▲30339.16G</b> Netsafe, Cat. 6a, FTP. Depth: 36,4 mm</p>	<p><b>▲30339.13B</b> Netsafe, Cat. 6, UTP. Depth: 36,5 mm</p>	<p><b>▲30339.16B</b> Netsafe, Cat. 6a, FTP. Depth: 36,4 mm</p>	<p><b>▲30339.13C</b> Netsafe, Cat. 6, UTP. Depth: 36,5 mm</p>	<p><b>▲30339.16C</b> Netsafe, Cat. 6a, FTP. Depth: 36,4 mm</p>
---	--	---	--	---	--

Adapters for data ports

<p><b>▲30338.CG</b> RJ45, Cat. 5/6 AMP, Lucent T. Depth: 14,1 mm</p>	<p><b>▲30339.CG</b> RJ45, Keystone + cover. Depth: 9,5 mm</p>	<p><b>▲30338.CB</b> RJ45, Cat. 5/6 AMP, Lucent T. Depth: 14,1 mm</p>	<p><b>▲30339.CB</b> RJ45, Keystone + cover. Depth: 9,5 mm</p>	<p><b>▲30338.CC</b> RJ45, Cat. 5/6 AMP, Lucent T. Depth: 14,1 mm</p>	<p><b>▲30339.CC</b> RJ45, Keystone + cover. Depth: 9,5 mm</p>
<p><b>▲30340.CG</b> MINI-COM Panduit. Depth: 14,1 mm</p>	<p><b>▲30341.CG</b> Cat. 5e and 6 Slim of Infra+, Merlin Gerin. Depth: 14,1 mm</p>	<p><b>▲30340.CB</b> MINI-COM Panduit. Depth: 14,1 mm</p>	<p><b>▲30341.CB</b> Cat. 5e and 6 Slim of Infra+, Merlin Gerin. Depth: 14,1 mm</p>	<p><b>▲30340.CC</b> MINI-COM Panduit. Depth: 14,1 mm</p>	<p><b>▲30341.CC</b> Cat. 5e and 6 Slim of Infra+, Merlin Gerin. Depth: 14,1 mm</p>

Wi-Fi access point

<p><b>▲30195.G</b> 72,2 Mb/s with 2 LAN 10-100 Mb/s ports, ON/OFF inputs for remote control, 220-240 V~ 50/60 Hz - 2 modules. Depth: 44,4 mm</p>	<p><b>▲30195.B</b> 72,2 Mb/s with 2 LAN 10-100 Mb/s ports, ON/OFF inputs for remote control, 220-240 V~ 50/60 Hz - 2 modules. Depth: 44,4 mm</p>	<p><b>▲30195.C</b> 72,2 Mb/s with 2 LAN 10-100 Mb/s ports, ON/OFF inputs for remote control, 220-240 V~ 50/60 Hz - 2 modules. Depth: 44,4 mm</p>
--	--	--

Ringtones and buzzers

<p><b>▲30370.G</b> 12 V~ (SELV) 50/60 Hz. Depth: 35,1 mm</p>	<p><b>▲30372.G</b> 120 V~ 50/60 Hz. Depth: 35,1 mm</p>	<p><b>▲30373.G</b> 230 V~ 50/60 Hz. Depth: 35,1 mm</p>	<p><b>▲30370.B</b> 12 V~ (SELV) 50/60 Hz. Depth: 35,1 mm</p>	<p><b>▲30372.B</b> 120 V~ 50/60 Hz. Depth: 35,1 mm</p>	<p><b>▲30373.B</b> 230 V~ 50/60 Hz. Depth: 35,1 mm</p>	<p><b>▲30370.C</b> 12 V~ (SELV) 50/60 Hz. Depth: 35,1 mm</p>	<p><b>▲30372.C</b> 120 V~ 50/60 Hz. Depth: 35,1 mm</p>	<p><b>▲30373.C</b> 230 V~ 50/60 Hz. Depth: 35,1 mm</p>
--	--	--	--	--	--	--	--	--

° Lamps and signalling units, page 71

Black	White	Canvas
-------	-------	--------

Luminous indicator units

<p>▲30386.G Single, neutral diffuser. Depth: 21,1 mm</p>	<p>▲30388.G Doble, neutral diffusers. Depth: 21,1 mm</p>	<p>▲30386.B Single, neutral diffuser. Depth: 21,1 mm</p>	<p>▲30388.B Doble, neutral diffusers. Depth: 21,1 mm</p>	<p>▲30386.C Single, neutral diffuser. Depth: 21,1 mm</p>	<p>▲30388.C Doble, neutral diffusers. Depth: 21,1 mm</p>
--	--	--	--	--	--

Removable hand lamp and auxiliary emergency and step marker lamp

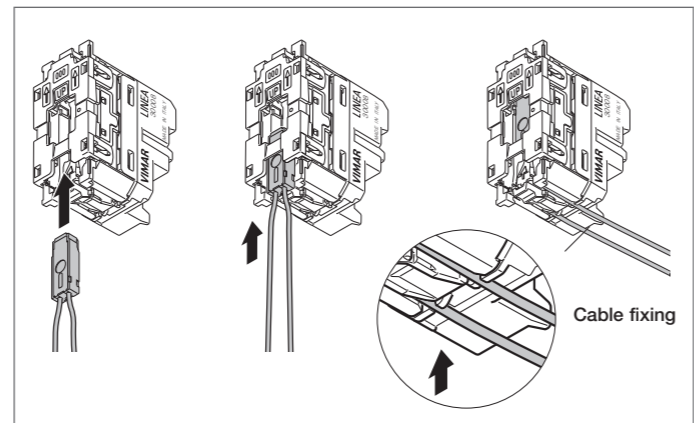
<p>▲30397 With high-efficiency LED, 100-240 V~ 50/60 Hz. - 2 modules. Depth: 39 mm</p>	<p>▲30398 With high-efficiency LED, 100-240 V~ 50/60 Hz. Depth: 38,6 mm</p>
--	---

LED signalling units

For aligned and axial controls

<p>00941.G 00941.R 00943.G 00943.R</p>	<p>12-24 V~ - 0,1 W</p> <p>▲00941.G: green ▲00941.R: red ▲00941.W: white ▲00942.W: with night signalling, white</p>
<p>00941.W 00942.W 00943.W 00944.W</p>	<p>110-250 V~ 50/60 Hz 0,4 W</p> <p>▲00943.G: green ▲00943.R: red ▲00943.W: white ▲00944.W: with night signalling, white</p>

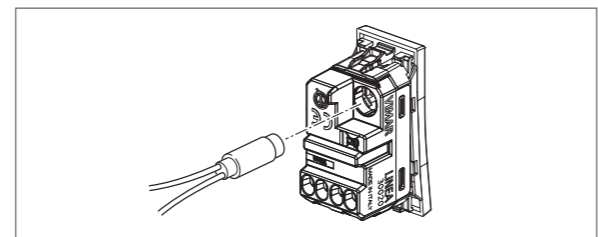
Front insertion of signalling unit underneath the button



For traditional rocker controls

<p>00935... 00936.250...</p>	<p>12-24 V~ - 0,1 W</p> <p>00935.A: amber<sup>1</sup> 00935.G: green<sup>1</sup> 00935.R: red<sup>1</sup> 00935.B: blue<sup>1</sup> 00935.W: white<sup>1</sup></p>	<p>250 V~ 50/60 Hz - 0,35 W</p> <p>00936.250.A: amber<sup>1</sup> 00936.250.G: green<sup>1</sup> 00936.250.R: red<sup>1</sup> 00936.250.B: blue<sup>1</sup> 00936.250.W: white<sup>1</sup></p>
------------------------------	--	--

Insertion from the rear of signalling unit



For Quid, for aligned and axial controls

<p>▲00945.G: green</p>
------------------------

Black	White	Canvas
-------	-------	--------

Hotel solutions

<p>▲30406 Control device with 4 push buttons 1P NO 24 vdc 50 mA max., to be completed with 2-module back-lightable interchangeable button caps - 2 modules. Depth: 17,9 mm</p>	<p>▲30407 Control device with 6 push buttons 1P NO 24 vdc 50 mA max., to be completed with 2-module back-lightable interchangeable button caps - 3 modules. Depth: 15,2 mm</p>	
<p>▲30408.G 1P 10 AX 250 V~ switch, Do Not Disturb and Make Up Room. Depth: 25,2 mm</p> <p>▲30405.G Room status signalling unit, Do Not Disturb and Make Up Room. Depth: 21,1 mm</p> <p>▲30439.G Volume control, 8 Ω 15 W - 2 modules. Depth: 35,7 mm</p>	<p>▲30408.B 1P 10 AX 250 V~ switch, Do Not Disturb and Make Up Room. Depth: 25,2 mm</p> <p>▲30405.B Room status signalling unit, Do Not Disturb and Make Up Room. Depth: 21,1 mm</p> <p>▲30439.B Volume control, 8 Ω 15 W - 2 modules. Depth: 35,7 mm</p>	<p>▲30408.C 1P 10 AX 250 V~ switch, Do Not Disturb and Make Up Room. Depth: 25,2 mm</p> <p>▲30405.C Room status signalling unit, Do Not Disturb and Make Up Room. Depth: 21,1 mm</p> <p>▲30439.C Volume control, 8 Ω 15 W - 2 modules. Depth: 35,7 mm</p>

Access control system

<p>▲30403.G Upright electronic badge switch, 4 A 250 V~ NO change-over relay output (NON SELV), 120-230 V~ 50/60 Hz - 2 modules. Depth: 24,3 mm</p>	<p>▲30403.B Upright electronic badge switch, 4 A 250 V~ NO change-over relay output (NON SELV), 120-230 V~ 50/60 Hz - 2 modules. Depth: 24,3 mm</p>	<p>▲30403.C Upright electronic badge switch, 4 A 250 V~ NO change-over relay output (NON SELV), 120-230 V~ 50/60 Hz - 2 modules. Depth: 24,3 mm</p>
<p>01817 Mifare transponder card</p>	<p>16452 Programmable smart card 16452.H As above, customizable</p>	<p>16452.S ISO-card (badge)</p>

Thermostats

<p>▲30440.G Dial thermostat with relay output 5(2) A 240 V~, heating and air conditioning in ON/OFF mode, class I temperature control device (contribution 1%), white LED backlighting with brightness control, supply voltage 100-240 V 50/60 Hz - 2 modules. Depth: 31,8 mm</p>	<p>▲30440.B Dial thermostat with relay output 5(2) A 240 V~, heating and air conditioning in ON/OFF mode, class I temperature control device (contribution 1%), white LED backlighting with brightness control, supply voltage 100-240 V 50/60 Hz - 2 modules. Depth: 31,8 mm</p>	<p>▲30440.C Dial thermostat with relay output 5(2) A 240 V~, heating and air conditioning in ON/OFF mode, class I temperature control device (contribution 1%), white LED backlighting with brightness control, supply voltage 100-240 V 50/60 Hz - 2 modules. Depth: 31,8 mm</p>
---	---	---

Switches for fan-coil regulation

<p>▲30063.G 1P 10 AX 250 V~, with two buttons and central OFF position. Depth: 25,2 mm</p>	<p>▲30063.B 1P 10 AX 250 V~, with two buttons and central OFF position. Depth: 25,2 mm</p>	<p>▲30063.C 1P 10 AX 250 V~, with two buttons and central OFF position. Depth: 25,2 mm</p>
--	--	--

Black	White	Canvas
-------	-------	--------

View Wireless gateway



**▲30807.G**  
View Wireless gateway, Bluetooth® wireless technology 4.2 Wi-Fi, 100-240 V 50/60 Hz power supply - 2 modules. Depth: 38,8 mm




**▲30807.B**  
View Wireless gateway, Bluetooth® wireless technology 4.2 Wi-Fi, 100-240 V 50/60 Hz power supply - 2 modules. Depth: 38,8 mm



**▲30807.C**  
View Wireless gateway, Bluetooth® wireless technology 4.2 Wi-Fi, 100-240 V 50/60 Hz power supply - 2 modules. Depth: 38,8 mm

View Wireless connected voice controls



**▲30815.G**  
Alexa built-in with built-in Wi-Fi, 2 frontal buttons, RGB LED backlighting, 1 input for wired push button, 1 NO 100-240 V 50/60 Hz relay output for 500 W incandescent lamps, 100 W LED lamps, 250 VA electronic transformers, 120 W fluorescent lamps, local or remote control, for View Wireless mesh system *Bluetooth® wireless technology 5.0* or By-me Plus, 100-240 V 50/60 Hz power supply - 3 modules. Depth: 39,2 mm



**▲30815.B**  
Alexa built-in with built-in Wi-Fi, 2 frontal buttons, RGB LED backlighting, 1 input for wired push button, 1 NO 100-240 V 50/60 Hz relay output for 500 W incandescent lamps, 100 W LED lamps, 250 VA electronic transformers, 120 W fluorescent lamps, local or remote control, for View Wireless mesh system *Bluetooth® wireless technology 5.0* or By-me Plus, 100-240 V 50/60 Hz power supply - 3 modules. Depth: 39,2 mm



**▲30815.C**  
Alexa built-in with built-in Wi-Fi, 2 frontal buttons, RGB LED backlighting, 1 input for wired push button, 1 NO 100-240 V 50/60 Hz relay output for 500 W incandescent lamps, 100 W LED lamps, 250 VA electronic transformers, 120 W fluorescent lamps, local or remote control, for View Wireless mesh system *Bluetooth® wireless technology 5.0* or By-me Plus, 100-240 V 50/60 Hz power supply - 3 modules. Depth: 39,2 mm



Alexa is not available in all languages and countries

View Wireless connected 2-way switches

**▲30802**  
Mechanism, 100-240 V 50/60 Hz output relay for 500 W incandescent lamps, 100 W LED lamps, 250 VA electronic transformers, 60 W fluorescent lamps, Bluetooth® wireless technology 5.0 for View Wireless mesh system and Zigbee 3.0, 1 input for actuator push button or recall a scenario. To complete with 1-module buttons. Depth: 33,8 mm




1-module aligned interchangeable buttons (lightable\*)




**▲31000.G** No symbol  
**▲31000S.G** Vertical light beam  
**▲31000.LG** Light symbol




**▲31000.B** No symbol  
**▲31000S.B** Vertical light beam  
**▲31000.LB** Light symbol




**▲31000.C** No symbol  
**▲31000S.C** Vertical light beam  
**▲31000.LC** Light symbol



**▲31000.PG** Key symbol  
**▲31000.DG** With lighttable and customisable diffuser




**▲31000.PB** Key symbol  
**▲31000.DB** With lighttable and customisable diffuser




**▲31000.PC** Key symbol  
**▲31000.DC** With lighttable and customisable diffuser

Black	White	Canvas
-------	-------	--------

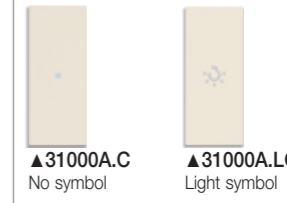
1-module axial interchangeable buttons (lightable\*)




**▲31000A.G** No symbol  
**▲31000A.LG** Light symbol



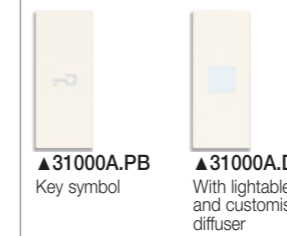
**▲31000A.B** No symbol  
**▲31000A.LB** Light symbol




**▲31000A.C** No symbol  
**▲31000A.LC** Light symbol



**▲31000A.PG** Key symbol  
**▲31000A.DG** With lighttable and customisable diffuser



**▲31000A.PB** Key symbol  
**▲31000A.DB** With lighttable and customisable diffuser



**▲31000A.PC** Key symbol  
**▲31000A.DC** With lighttable and customisable diffuser

View Wireless connected control device for roller shutter

**▲30804**  
Control device for 1 roller shutter with slat orientation and change-over relay output for cosφ 0,6 motor 2 A 100-240 V~ 50/60 Hz, Bluetooth® wireless technology 5.0 for View Wireless mesh system and Zigbee 3.0, 1 input for external push button to recall a scenario, favourite position recall function. To complete with 1-module buttons. Depth: 33,8 mm



**▲31000A.FG**  
1-module interchangeable button, arrows symbol



**▲31000A.FB**  
1-module interchangeable button, arrows symbol



**▲31000A.FC**  
1-module interchangeable button, arrows symbol

View Wireless connected actuator for 1 roller shutter - backside installation

**03982**  
Actuator for 1 roller shutter with slat orientation and change-over relay output for cosφ 0,6 motor 2 A 100-240 V~ 50/60 Hz, remote control, Bluetooth® wireless technology 5.0 for View Wireless mesh system and Zigbee 3.0, flush mounting (retrofit)



Black	White	Canvas
-------	-------	--------

View Wireless connected dimmers

**▲ 30805**  
View Wireless electronic dimmer mechanism for 20-200 W incandescent lamps, 2-200 W LED lamps, 20-200 W electronic transformers, double Bluetooth® wireless technology 5.0 for the creation of View Wireless mesh system and on Zigbee 3.0 standard, 1 input for external push button for dimmer control or to recall a scenario, 220-240 V 50/60 Hz power supply. To be completed with 1-module interchangeable buttons. Depth: 39 mm



**▲ 30805.120**  
As above, 120 V-



**▲ 31000A.RG**  
1-module interchangeable button, dimmer symbol



**▲ 31000A.RB**  
1-module interchangeable button, dimmer symbol



**▲ 31000A.RC**  
1-module interchangeable button, dimmer symbol

View Wireless connected electronic controls


**▲ 30801**  
View Wireless electronic control mechanism, local control with push button or remote control, Bluetooth® wireless technology 5.0, 100-240 V 50/60 Hz power supply, to be completed with 1-module interchangeable buttons. Depth: 33.8 mm



**▲ 31000A.G**  
1-module interchangeable button, neutral



**▲ 31000A.FG**  
1-module interchangeable button, arrows symbol



**▲ 31000A.B**  
1-module interchangeable button, neutral



**▲ 31000A.FB**  
1-module interchangeable button, arrows symbol



**▲ 31000A.C**  
1-module interchangeable button, neutral



**▲ 31000A.FC**  
1-module interchangeable button, arrows symbol



**▲ 31000A.RG**  
1-module interchangeable button, dimmer symbol



**▲ 31000A.SG**  
1-module interchangeable button, scenario symbol



**▲ 31000A.RB**  
1-module interchangeable button, dimmer symbol



**▲ 31000A.SB**  
1-module interchangeable button, scenario symbol



**▲ 31000A.RC**  
1-module interchangeable button, dimmer symbol



**▲ 31000A.SC**  
1-module interchangeable button, scenario symbol

Radiofrequency smart devices



**03925**  
4-button flat device with RF transmission, 2.4 GHz, Bluetooth® Low Energy wireless technology, to be completed with buttons 31506+31506.2 - 2 modules



Compatible with  
**CASAMBI**  
**XICATO**

Black	White	Canvas
-------	-------	--------

View Wireless connected control device for socket outlet



**▲ 30803.G**  
Control device with NO 16 A 100-240 V~ 50/60 Hz relay output, local control with push button or remote control, Bluetooth® wireless technology 5.0 for View Wireless mesh system and Zigbee 3.0, function for measuring the instant power and load cut-off threshold. Depth: 42,8 mm



**▲ 30803.B**  
Control device with NO 16 A 100-240 V~ 50/60 Hz relay output, local control with push button or remote control, Bluetooth® wireless technology 5.0 for View Wireless mesh system and Zigbee 3.0, function for measuring the instant power and load cut-off threshold. Depth: 42,8 mm



**▲ 30803.C**  
Control device with NO 16 A 100-240 V~ 50/60 Hz relay output, local control with push button or remote control, Bluetooth® wireless technology 5.0 for View Wireless mesh system and Zigbee 3.0, function for measuring the instant power and load cut-off threshold. Depth: 42,8 mm

View Wireless connected actuator - backside installation



**03981**  
Control device with NO 100-240 V 50/60 Hz relay output for 500 W incandescent lamps, 100 W LED lamps, 250 VA electronic transformers, 120 W fluorescent lamps, remote control, 1 input for wired control to recall a scenario, Bluetooth® wireless technology 5.0 for View Wireless mesh system and Zigbee 3.0, flush mounting (retrofit)



View Wireless connected energy meter



**02963**  
Energy meter for measuring of consumption/production of instant and historical electric energy (hourly, daily, monthly and in the year mode), 1 input for supplied toroidal current sensor, detectable power 25 W-100 kW, single-phase power supply 100-240 V 50/60 Hz, Bluetooth® wireless technology 5.0 for View Wireless mesh system and Zigbee 3.0, occupies 1 17,5 mm module



View Wireless connected thermostats



**▲ 30810.G**  
Dial thermostat with relay output 5(2) A 240 V~, IoT technology on Bluetooth® wireless technology 5.0 for mesh View Wireless system realization, 1 input for outer temperature sensor, heating and air-conditioning ON/OFF and PID, class I temperature control device (contribution 1%) in ON/OFF mode, class IV (contribution 2%) in PID mode, white LED backlighting and brightness regulation, supply voltage 100-240 V~ 50/60 Hz - 2 modules. Depth: 31,8 mm



**▲ 30810.B**  
Dial thermostat with relay output 5(2) A 240 V~, IoT technology on Bluetooth® wireless technology 5.0 for mesh View Wireless system realization, 1 input for outer temperature sensor, heating and air-conditioning ON/OFF and PID, class I temperature control device (contribution 1%) in ON/OFF mode, class IV (contribution 2%) in PID mode, white LED backlighting and brightness regulation, supply voltage 100-240 V~ 50/60 Hz - 2 modules. Depth: 31,8 mm



**▲ 30810.C**  
Dial thermostat with relay output 5(2) A 240 V~, IoT technology on Bluetooth® wireless technology 5.0 for mesh View Wireless system realization, 1 input for outer temperature sensor, heating and air-conditioning ON/OFF and PID, class I temperature control device (contribution 1%) in ON/OFF mode, class IV (contribution 2%) in PID mode, white LED backlighting and brightness regulation, supply voltage 100-240 V~ 50/60 Hz - 2 modules. Depth: 31,8 mm


View Wireless connected magnetic contact




**03980**  
Connected magnetic contact for windows and doors, View Wireless, Bluetooth® wireless technology 5.0 standard technology for mesh system realization, 1 clean-contact input, powered with AA LR6 1,5 V batteries (not supplied), white. To use as accessory of connected thermostat or with gateway as sensor for notification of magnetic contact open/close

Black	White	Canvas
-------	-------	--------


View Wireless connected radar sensors



**▲30179.G**  
UWB radar sensor, IoT technology on Bluetooth® wireless technology 5.0 standard for the creation of View Wireless mesh system, 1 solid state output for extra low voltage controls (SELV and non SELV), 1 input for external push button for output activation or to recall a scenario, 100-240 V 50/60 Hz power supply. Depth: 43.3 mm



**▲30179.B**  
UWB radar sensor, IoT technology on Bluetooth® wireless technology 5.0 standard for the creation of View Wireless mesh system, 1 solid state output for extra low voltage controls (SELV and non SELV), 1 input for external push button for output activation or to recall a scenario, 100-240 V 50/60 Hz power supply. Depth: 43.3 mm



**▲30179.C**  
UWB radar sensor, IoT technology on Bluetooth® wireless technology 5.0 standard for the creation of View Wireless mesh system, 1 solid state output for extra low voltage controls (SELV and non SELV), 1 input for external push button for output activation or to recall a scenario, 100-240 V 50/60 Hz power supply. Depth: 43.3 mm




**02692**  
UWB radar sensor, IoT technology on Bluetooth® wireless technology 5.0 standard for the creation of View Wireless mesh system, 1 solid state output for extra low voltage controls (SELV and non SELV), 1 input for external push button for output activation or to recall a scenario, 100-240 V 50/60 Hz power supply, installation in false ceiling




**02692.S.1**  
Round section adaptor for ceiling installation of the sensor 02692


View Wireless connected access control system




**▲30812.G**  
NFC/RFID smart card outdoor reader, card configuration using View Wireless app, Bluetooth technology standard, IoT technology on Bluetooth® wireless technology 5.0 standard for the creation of View Wireless mesh system, 1 relay output NO 16 A 100-240 V~ 50/60 Hz, 1 DND input, LED with brightness control, 100-240 V~ 50/60 Hz power supply - 2 modules. Depth: 33,8 mm




**▲30812.B**  
NFC/RFID smart card outdoor reader, card configuration using View Wireless app, Bluetooth technology standard, IoT technology on Bluetooth® wireless technology 5.0 standard for the creation of View Wireless mesh system, 1 relay output NO 16 A 100-240 V~ 50/60 Hz, 1 DND input, LED with brightness control, 100-240 V~ 50/60 Hz power supply - 2 modules. Depth: 33,8 mm




**▲30812.C**  
NFC/RFID smart card outdoor reader, card configuration using View Wireless app, Bluetooth technology standard, IoT technology on Bluetooth® wireless technology 5.0 standard for the creation of View Wireless mesh system, 1 relay output NO 16 A 100-240 V~ 50/60 Hz, 1 DND input, LED with brightness control, 100-240 V~ 50/60 Hz power supply - 2 modules. Depth: 33,8 mm



**▲30813.G**  
NFC/RFID energy saver card switch for installation inside the room, IoT technology on Bluetooth® wireless technology 5.0 standard for the creation of View Wireless mesh system, 1 relay output NO 16 A 100-240 V~ 50/60 Hz, 1 configurable input, 100-240 V~ 50/60 Hz power supply - 2 modules. Depth: 34,3 mm



**▲30813.B**  
NFC/RFID energy saver card switch for installation inside the room, IoT technology on Bluetooth® wireless technology 5.0 standard for the creation of View Wireless mesh system, 1 relay output NO 16 A 100-240 V~ 50/60 Hz, 1 configurable input, 100-240 V~ 50/60 Hz power supply - 2 modules. Depth: 34,3 mm



**▲30813.C**  
NFC/RFID energy saver card switch for installation inside the room, IoT technology on Bluetooth® wireless technology 5.0 standard for the creation of View Wireless mesh system, 1 relay output NO 16 A 100-240 V~ 50/60 Hz, 1 configurable input, 100-240 V~ 50/60 Hz power supply - 2 modules. Depth: 34,3 mm

**01817**  
Mifare transponder card

Black	White	Canvas
-------	-------	--------

Supervision



**01425**  
10" IP colour touch screen, used as a home automation system supervisor, IP/Due Fili Plus internal video entryphone, IP video camera and CCTV system manager, power supply PoE or 12-30 Vdc, surface mounting with bracket on round, 3-module (horizontal or vertical), 8-module (4+4) or British standard square mounting box, black




**21665.11**  
Aluminium  
Dimensions: 345x250 mm



**21665.70**  
White diamond  
Dimensions: 345x250 mm



**21665.76**  
Black diamond  
Dimensions: 345x250 mm



**01422**  
Touch screen with 7" IP capacitive colour display, used as a home automation system supervisor, IP/Due Fili Plus internal video entryphone, IP video camera and CCTV system manager, power supply PoE or 12-30 Vdc, surface mounting with bracket on round, 3-module (horizontal or vertical), 8-module (4+4) or British standard square mounting box, black



**01422.B**  
Touch screen with 7" IP capacitive colour display, used as a home automation system supervisor, IP/Due Fili Plus internal video entryphone, IP video camera and CCTV system manager, power supply PoE or 12-30 Vdc, surface mounting with bracket on round, 3-module (horizontal or vertical), 8-module (4+4) or British standard square mounting box, white




Black	White	Canvas
-------	-------	--------

IP gateway and infrastructure devices




**01410**  
IoT gateway for By-me Plus home automation system, via IP/LAN network, Cloud and app for smartphone, tablet, PC or IP supervision touch screens, **light version** for max 32 devices, 4 x 17,5 mm modules



**01411**  
IoT gateway for By-me Plus home automation system, via IP/LAN network, Cloud and app for smartphone, tablet, PC or IP supervision touch screens, 4 x 17,5 mm modules



**01415**  
IoT gateway for Due Fili Plus video door entry system with IP/LAN network, Cloud and App for smartphone, tablet, PC or supervision touch screens, 6 x 17,5 mm modules



**01416**  
IoT router for IP video door entry system with IP/LAN network, Cloud and App for smartphone, tablet, PC or IP supervision touch screens, 4 x 17,5 mm modules



**03812**  
IoT gateway for By-me alarm burglar alarm system with IP/LAN, Cloud and App for smartphone, tablet, PC or touch screen supervisor

Wi-Fi access point



**▲30195.G**  
Wi-Fi 72,2 Mb/s access point with 2 10-100 Mb/s LAN ports, input for remote Wi-Fi radio on/off push button, supply voltage 230 V~ 50/60 Hz - 2 modules. Depth: 44,4 mm



**▲30195.B**  
Wi-Fi 72,2 Mb/s access point with 2 10-100 Mb/s LAN ports, input for remote Wi-Fi radio on/off push button, supply voltage 230 V~ 50/60 Hz - 2 modules. Depth: 44,4 mm



**▲30195.C**  
Wi-Fi 72,2 Mb/s access point with 2 10-100 Mb/s LAN ports, input for remote Wi-Fi radio on/off push button, supply voltage 230 V~ 50/60 Hz - 2 modules. Depth: 44,4 mm

Cables and accessories



**01840.C**  
Bus system cable, 2x0,50 mm<sup>2</sup>, with LSZH sheath, CPR Cca s1b d1 a1 class, suitable for I category cables (U0 = 400 V), yellow - 100 m



**01840.E**  
Bus system cable, 2x0,50 mm<sup>2</sup>, with LSZH sheath, CPR Eca class, suitable for I category cables (U0 = 400 V), white - 100 m



**01841.E**  
Bus system cable, 2x0,50 mm<sup>2</sup>, shielded, with LSZH sheath, CPR Eca class, suitable for I category cables (U0 = 400 V), for marine application, white - 100 m



**01839**  
Removable 2 screw terminals, for Bus system



**01468**  
Logic unit for logic, mathematical, timing and messaging functions, 1 x 17,5 mm modules



**01845.1**  
Line coupler, 2 x 17,5 mm modules



**01400**  
Supply unit, 29 Vdc 400 mA output, 230 V~ 50/60 Hz, 2 x 17,5 mm modules



**01401**  
Supply unit, 29 Vdc 1280 mA output, 120-230 V~ 50/60 Hz, 8 x 17,5 mm modules



**01830**  
Supply unit 12 Vdc output, 120-230 V~ 50/60 Hz, 4 x 17,5 mm modules



**01831.1**  
Supply unit 12 Vdc 1250 mA output, 100-240 V~ 50/60 Hz, 1 x 17,5 mm module

Black	White	Canvas
-------	-------	--------

Infrastructure devices


Power supply units



**▲30492.G**  
Supply unit, 32 Vdc 100 mA output, 120-230 V~ 50/60 Hz. Depth: 43,6 mm



**▲30492.B**  
Supply unit, 32 Vdc 100 mA output, 120-230 V~ 50/60 Hz. Depth: 43,6 mm



**▲30492.C**  
Supply unit, 32 Vdc 100 mA output, 120-230 V~ 50/60 Hz. Depth: 43,6 mm

Control and functions

Connected voice controls



**▲30815.G**  
Alexa built-in with built-in Wi-Fi, 2 frontal buttons, RGB LED backlighting, 1 input for wired push button, 1 NO 100-240 V 50/60 Hz relay output for 500 W incandescent lamps, 100 W LED lamps, 250 VA electronic transformers, 120 W fluorescent lamps, local or remote control, for View Wireless mesh system *Bluetooth® wireless technology 5.0* or By-me Plus, 100-240 V 50/60 Hz power supply - 3 modules. Depth: 39,2 mm



**▲30815.B**  
Alexa built-in with built-in Wi-Fi, 2 frontal buttons, RGB LED backlighting, 1 input for wired push button, 1 NO 100-240 V 50/60 Hz relay output for 500 W incandescent lamps, 100 W LED lamps, 250 VA electronic transformers, 120 W fluorescent lamps, local or remote control, for View Wireless mesh system *Bluetooth® wireless technology 5.0* or By-me Plus, 100-240 V 50/60 Hz power supply - 3 modules. Depth: 39,2 mm



**▲30815.C**  
Alexa built-in with built-in Wi-Fi, 2 frontal buttons, RGB LED backlighting, 1 input for wired push button, 1 NO 100-240 V 50/60 Hz relay output for 500 W incandescent lamps, 100 W LED lamps, 250 VA electronic transformers, 120 W fluorescent lamps, local or remote control, for View Wireless mesh system *Bluetooth® wireless technology 5.0* or By-me Plus, 100-240 V 50/60 Hz power supply - 3 modules. Depth: 39,2 mm



Alexa is not available in all languages and countries

Controls



**▲30480**  
4-button - 2 modules  
Depth: 20,2 mm



**▲30481**  
4-button + NO 16 A 120-240 V~ 50/60 Hz relay output - 2 modules.  
Depth: 37,2 mm




**▲30482**  
4-button + actuator for laths orientation, with relay output for cosφ 0,6 2 A 120-240 V~ 50/60 Hz motor - 2 modules.  
Depth: 37,2 mm




**▲30485**  
6-button - 3 modules  
Depth: 20,2 mm




**▲30486**  
6-button + NO 16 A 120-240 V~ 50/60 Hz relay output - 3 modules.  
Depth: 37,2 mm



**▲30487**  
6-button + actuator for laths orientation, with relay output for cosφ 0,6 2 A 120-240 V~ 50/60 Hz motor - 3 modules.  
Depth: 37,2 mm



**▲30488**  
4-button + 240 V~ 50/60 Hz cutting-edge dimmer for 40-200 W incandescent lamps, 40-300 VA at 240 V~ and 20-150 VA at 120 V~ electronic transformers, 10-200 W at 240 V~, 5-100 W at 120 V~ CFL lamps, 3-200 W at 240 V~, 3-100 W at 120 V~ LED lamps, RGB LED location in darkness with brightness control - 2 modules. Depth: 38,05 mm



**▲30489**  
4-button, 1 0/1-10 V SELV output, 1 NO 2 A 120-240 V~ 50/60 Hz relay output for ballast and LED driver, visible in darkness with RGB LED brightness adjustment - 2 modules.  
Depth: 38,05 mm

Black White Canvas

Control and functions

Interchangeable half-buttons - 1 and 2 modules

<b>▲31480.G</b> No symbol, customisable <sup>1</sup>	<b>▲31480.ZG</b> Fixed, no symbol	<b>▲31480.B</b> No symbol, customisable <sup>1</sup>	<b>▲31480.ZB</b> Fixed, no symbol	<b>▲31480.C</b> No symbol, customisable <sup>1</sup>	<b>▲31480.ZC</b> Fixed, no symbol
<b>▲31480.YG</b> ON/OFF symbols	<b>▲31480.FG</b> Arrows symbols	<b>▲31480.RB</b> Regulation symbols	<b>▲31480.YB</b> ON/OFF symbols	<b>▲31480.YC</b> ON/OFF symbols	<b>▲31480.FC</b> Arrows symbols
<b>▲31480.2G</b> No symbol, customisable <sup>1</sup>	<b>▲31480.2YG</b> ON/OFF symbols	<b>▲31480.2B</b> No symbol, customisable <sup>1</sup>	<b>▲31480.2YB</b> ON/OFF symbols	<b>▲31480.2C</b> No symbol, customisable <sup>1</sup>	<b>▲31480.2YC</b> ON/OFF symbols
<b>▲31480.2FG</b> Arrows symbols	<b>▲31480.2RG</b> Regulation symbols	<b>▲31480.2FB</b> Arrows symbols	<b>▲31480.2RB</b> Regulation symbols	<b>▲31480.2FC</b> Arrows symbols	<b>▲31480.2RC</b> Regulation symbols

Detectors

<b>▲30475.G</b> Passive infrared motion detector - 2 modules. Depth: 26,5 mm	<b>▲30475.B</b> Passive infrared motion detector - 2 modules. Depth: 26,5 mm	<b>▲30475.C</b> Passive infrared motion detector - 2 modules. Depth: 26,5 mm

In/out interfaces and actuators

<b>▲30472.G</b> Interface for 2 traditional devices. Depth: 43,3 mm	<b>▲30473.G</b> Actuator with 6 A 120-230 V~ change-over relay output. Depth: 43,3 mm	<b>▲30472.B</b> Interface for 2 traditional devices. Depth: 43,3 mm	<b>▲30473.B</b> Actuator with 6 A 120-230 V~ change-over relay output. Depth: 43,3 mm	<b>▲30472.C</b> Interface for 2 traditional devices. Depth: 43,3 mm	<b>▲30473.C</b> Actuator with 6 A 120-230 V~ change-over relay output. Depth: 43,3 mm

Black White Canvas

Control and functions

Modules for device backfit

	<b>01475</b> 3 programmable digital inputs module for contacts without potential, 3 LED control outputs, By-me home automation, for flush mounting (backside)		<b>01476</b> 2 programmable digital inputs module for contacts without potential, 1 relay output for roller blind laths positioning, relay for cosφ 0,6 2 A 120-230 V~ motor, 2 LED control outputs, By-me home automation, for flush mounting (backside)		<b>01477</b> 2 programmable digital inputs module for contacts without potential, 1 NO 10 A 120-230 V~ 50/60 Hz light control relay output, 2 LED control outputs, By-me home automation, for flush mounting (backside)
--	--	--	--	--	--

Interfaces, actuators and dimmer

	<b>01417</b> Actuator + RGB (W) dimmer, 4 PWM outputs up to 5 A 12-48 Vdc with steady voltage control, brightness adjustment of max 4 monochrome LED or RGB (W) LED strips/spotlights or Dynamic White LED strips/spotlights, 1 NO 6 A 120-240 V~ relay output for LED power units, local control push button, 4 x 17,5 mm modules		<b>01418</b> Dimmer, 120-240 V~ 50/60 Hz, cutting-edge phase, 2 outputs for 40-300 W at 240 V~, 20-150 W at 120 V~ incandescent lamps, 40-300 VA at 240 V~, 20-150 VA at 120 V~ electronic transformers, CFL 10-200 W at 240 V~, 5-100 W at 120 V~ CFL lamps, 3-200 W at 240 V~, 3-100 W at 120 V~ LED lamps, local control push button, fuse protection, 4 x 17,5 mm modules		<b>01419.1</b> Actuator for DALI/DALI-2 lamps with integrated power supply unit, MASTER controller function, max. 64 lamps configurable in 16 By-me Functional Blocks via View PRO App, DALI Device Type 8 for tunable white and RGB(W) management, By-me home automation system, push button for local control, 120-240 V~ 50/60 Hz power supply, 2 x 17,5 mm modules
	<b>01466.1</b> Actuator with 4 (0)4-20 mA or 0-10 V proportional analogue outputs with max scalable voltage output, 120-230 V~ 50/60 Hz, 4 x 17,5 mm modules. Combined with By-me temperature sensors and thermostats, it allows you to make a modulating room thermostat in class V (3% contribution). Combined with relay actuator, it allows the management of lamps controlled by driver 0/1-10 V		<b>01470.1</b> Pre-program 9-input and 8-output module, NO 16 A 120-230 V~ 50/60 Hz relay outputs, light control, roller blind laths positioning and local control functions, 6 x 17,5 mm modules		<b>01471</b> 4 16 A 120-230 V~ change-over relay outputs actuator, programmable for light control, roller blind laths positioning, fan-coil and local control, 4 x 17,5 mm modules
	<b>01850.2</b> Actuator with 16 A 120-230 V~ change-over relay output + push button for manual operating, 2 x 17,5 mm modules		<b>01975</b> Actuator with 1-10 Vdc 30 mA output for LED control, 120-230 V~ 2,5 A change-over relay output, 120-230 V~ 50/60 Hz, 3 x 17,5 mm modules		<b>01976</b> Actuator with 1-10 Vdc 30 mA output for LED control, 12-24 V 10 A relay output, 12-24 V~ 50/60 Hz or 12-24 Vdc, 3 x 17,5 mm modules

Electronic supply units

	<b>01876</b> 230 V~ 50 Hz for RGB LED modules 12/24 Vdc, dimmable with RGB and FADING-SHOW dimmers
<b>▲ 01876.120</b> As above, 120 V~	

Black	White	Canvas
-------	-------	--------

Temperature control

Thermostats



**▲30471.G**  
Dial thermostat (heating and air conditioning), 2- and 4-pipe system management, 3-speed and proportional fan coil control, class I (contribution 1%) in ON/OFF mode, class IV (contribution 2%) in PID mode, can be interfaced with actuator 01466.1 to make a class V modulating room thermostat (contribution 3%), 1 input for sensor 02965.1 - 2 modules. Depth: 31,8 mm



**▲30471.B**  
Dial thermostat (heating and air conditioning), 2- and 4-pipe system management, 3-speed and proportional fan coil control, class I (contribution 1%) in ON/OFF mode, class IV (contribution 2%) in PID mode, can be interfaced with actuator 01466.1 to make a class V modulating room thermostat (contribution 3%), 1 input for sensor 02965.1 - 2 modules. Depth: 31,8 mm



**▲30471.C**  
Dial thermostat (heating and air conditioning), 2- and 4-pipe system management, 3-speed and proportional fan coil control, class I (contribution 1%) in ON/OFF mode, class IV (contribution 2%) in PID mode, can be interfaced with actuator 01466.1 to make a class V modulating room thermostat (contribution 3%), 1 input for sensor 02965.1 - 2 modules. Depth: 31,8 mm


Probes and sensors



**▲30478.G**  
Temperature probe for ON/OFF, PWM, PID and dew point control, for 2- and 4-pipe systems, 3-speed/proportional fan coil control, 1 input for NTC sensor. Depth: 43,3 mm




**▲30433.G**  
Humidity sensor, 1 0-10 V or 4-20 mA output, 12/24 V - 2 modules. Depth: 40,7 mm



**▲30478.B**  
Temperature probe for ON/OFF, PWM, PID and dew point control, for 2- and 4-pipe systems, 3-speed/proportional fan coil control, 1 input for NTC sensor. Depth: 43,3 mm



**▲30433.B**  
Humidity sensor, 1 0-10 V or 4-20 mA output, 12/24 V - 2 modules. Depth: 40,7 mm



**▲30478.C**  
Temperature probe for ON/OFF, PWM, PID and dew point control, for 2- and 4-pipe systems, 3-speed/proportional fan coil control, 1 input for NTC sensor. Depth: 43,3 mm



**▲30433.C**  
Humidity sensor, 1 0-10 V or 4-20 mA output, 12/24 V - 2 modules. Depth: 40,7 mm



**02965.1**  
Wired temperature sensor, NTC 10 kΩ, cable length 3 m

Black	White	Canvas
-------	-------	--------

Energy management



**▲30474.G**  
Actuator with relay output 16 A 120-230 V~ 50/60 Hz with incorporated current sensor - 2 modules. Depth: 38,8 mm



**▲30474.B**  
Actuator with relay output 16 A 120-230 V~ 50/60 Hz with incorporated current sensor - 2 modules. Depth: 38,8 mm



**▲30474.C**  
Actuator with relay output 16 A 120-230 V~ 50/60 Hz with incorporated current sensor - 2 modules. Depth: 38,8 mm



**01451**  
Energy meter with incorporated current sensor, measurable powers up to 3680 W, flush mounting (retrofit)



**01452**  
Pulse counter interface for measuring data from devices fitted with pulse outputs, such as electricity, water and gas meters, flush mounting (retrofit)



**01457**  
Toroidal current sensor for load control and power measurement, hole diameter 7,5 mm, cable length 40 cm



**01458**  
Toroidal current sensor for load control and power measurement, hole diameter 19 mm, cable length 40 cm



**01459**  
Toroidal differential current sensor for power measurement, hole diameter 9 mm, cable length 40 cm



**01450**  
Energy meter, 3 x inputs toroidal sensor, 25 W-100 kW, 120-230 V 50/60 Hz, 230/400 V 50/60 Hz, 1 x 17,5 mm modules. Supplied with toroidal current sensor 01457



**01455**  
Load control module, 3 x inputs toroidal sensor, 25 W-100 kW, 120-230 V 50/60 Hz, 230/400 V 50/60 Hz, 1 x 17,5 mm modules. Supplied with toroidal current sensor 01457



**01456**  
Actuator, 16 A 120-230 V~ 50/60 Hz relay output for toroidal differential current sensor, 1 x 17,5 mm modules. Supplied without toroidal differential current sensor



**01546**  
Weather station, KNX standard, power supply 12-32 Vdc or 12-24 Vac

Black	White	Canvas
-------	-------	--------

Sound system

Devices



▲30493.G  
Spring connector for speaker.  
Depth: 22,7 mm



▲30493.B  
Spring connector for speaker.  
Depth: 22,7 mm



▲30493.C  
Spring connector for speaker.  
Depth: 22,7 mm



Bluetooth

▲30495.G<sup>2</sup>  
Bluetooth® interface, storing up to 8 mobile devices - 2 modules. Depth: 37,3 mm




Bluetooth

▲30495.B<sup>2</sup>  
Bluetooth® interface, storing up to 8 mobile devices - 2 modules. Depth: 37,3 mm




Bluetooth

▲30495.C<sup>2</sup>  
Bluetooth® interface, storing up to 8 mobile devices - 2 modules. Depth: 37,3 mm



▲30484  
4-button with 1 + 1 W RMS stereo amplifier, 2 x 8 Ω speaker outputs, RGB LED location in darkness with brightness control, to be completed with interchangeable half-buttons - 2 modules. Depth: 37,2 mm

2 interchangeable half-buttons - 1 module



▲31480.VG  
I/O volume symbol



▲31480.TG  
Function/track change symbol



▲31480.VB  
I/O volume symbol



▲31480.TB  
Function/track change symbol



▲31480.VC  
I/O volume symbol




▲31480.TC  
Function/track change symbol


Black	White	Canvas
-------	-------	--------

Sound system


Diffusers



▲30494.G  
Passive speaker  
8 Ω 3 W - 3 modules.  
Depth: 41 mm




▲30494.B  
Passive speaker  
8 Ω 3 W - 3 modules.  
Depth: 41 mm



▲30494.C  
Passive speaker  
8 Ω 3 W - 3 modules.  
Depth: 41 mm



01906  
IP55 passive speaker, 8 Ω 30 W, for hollow walls and false ceiling installation. Depth: 70 mm



01907.1  
Passive speaker, 8 Ω 30 W, for hollow walls and false ceiling installation. Depth: 68 mm



01908  
Passive speaker, 8 Ω 30 W, orientable, for surface mounting

System components



01903  
Branch shunt for By-me devices, flush mounting (retrofit)



01904  
Branch shunt for sound system devices, flush mounting (retrofit)



01839  
Removable 2 screw terminals, for Bus system



01840.E.B  
By-me system Bus cable for sound system, 2x0,50 mm<sup>2</sup>, with LSZH sheath, CPR Eca class, suitable for I category cables (U0 = 400 V), blue - 100 m



△ 01900  
FM radio tuner with RDS, coaxial connector for external FM antenna, built-in line terminator, 2 x 17,5 mm modules



01901  
Stereo amplifier, 2 outputs for sound diffusers 8 Ω 10+10 W, power supply 110-230 V~ 50/60 Hz, built-in line terminator, 6 x 17,5 mm modules



01902  
Bus line/sound system decoupler for By-me power supply, built-in line terminator, 2 x 17,5 mm modules



01831.1  
Supply unit 12 Vdc 1250 mA output, 100-240 V~ 50/60 Hz, 1 x 17,5 mm modules

Black	White	Canvas
-------	-------	--------

Linea with XT platform - Control and actuation

Basic controls



**▲32021.G**  
2 push buttons, also configurable as 1 rocker button, LED with status function and visible in darkness with brightness control, central LED matrix to customise symbols or animation - 1 front module



**▲32021.B**  
2 push buttons, also configurable as 1 rocker button, LED with status function and visible in darkness with brightness control, central LED matrix to customise symbols or animation - 1 front module



**▲32021.C**  
2 push buttons, also configurable as 1 rocker button, LED with status function and visible in darkness with brightness control, central LED matrix to customise symbols or animation - 1 front module



**▲32031.G**  
2 push buttons, also configurable as 1 rocker button, LED with status function and visible in darkness with brightness control, central label to customise symbols - 1 front module

Advanced controls



**▲32023.G**  
2 push buttons, also configurable as 1 rocker button, proximity function, LED matrix with status function or for scenario animation and visible in darkness with brightness control, central LED matrix to customise symbols or animation - 1 front module



**▲32023.B**  
2 push buttons, also configurable as 1 rocker button, proximity function, LED matrix with status function or for scenario animation and visible in darkness with brightness control, central LED matrix to customise symbols or animation - 1 front module



**▲32023.C**  
2 push buttons, also configurable as 1 rocker button, proximity function, LED matrix with status function or for scenario animation and visible in darkness with brightness control, central LED matrix to customise symbols or animation - 1 front module



**▲32033.G**  
2 push buttons customisable with labels, also configurable as 1 rocker button, proximity function, labels with status function and visible in darkness with brightness control, central label to customise symbols - 1 front module

Black	White	Canvas
-------	-------	--------

Linea with XT platform - Control and actuation

Double advanced controls



**▲32024.G**  
4 push buttons, proximity function, LED with status function and visible in darkness with brightness control - 1 front module



**▲32024.B**  
4 push buttons, proximity function, LED with status function and visible in darkness with brightness control - 1 front module



**▲32024.C**  
4 push buttons, proximity function, LED with status function and visible in darkness with brightness control - 1 front module



**▲32034.G**  
4 push buttons customisable with labels, proximity function, labels with status function and visible in darkness with brightness control - 1 front module

Fixed buttons



**▲32020.G**  
XT fixed button - 1 front module



**▲32020.B**  
XT fixed button - 1 front module



**▲32020.C**  
XT fixed button - 1 front module

Electronic control device



**▲32002**  
Control device with 100-240 V 50/60 Hz relay output for 500 W incandescent lamps, 100 W LED lamps, 250 VA electronic transformers, 120 W fluorescent lamps, 1 roller shutter operated by 2 A cos 0.6 motor, to be installed on XT mounting frames, to be completed with front modules. Depth: 30.8 mm

Device power supply node



**▲32001**  
Device power supply node, 29 VDC bus power supply, to be installed on XT mounting frames, to be completed with XT front modules. Depth: 30.8 mm

Sheet of labels



**▲32090.PG**  
Sheet of customisable labels for 1-module front controls, black

Black	White	Canvas
-------	-------	--------

Linea con piattaforma XT - Termoregolazione

Thermostats



**▲32041.G**  
Thermostat (heating and air conditioning), for 2- and 4-pipe systems, 3-speed and proportional fan coil control, ON/OFF control (class I, contribution 1%), PID (class IV, contribution 2%), can be interfaced with actuator 01466.1 for modulating room thermostat (class V, contribution 3%), boost function to activate a second source, proximity function, LED backlighting - 2 front modules.



**▲32041.B**  
Thermostat (heating and air conditioning), for 2- and 4-pipe systems, 3-speed and proportional fan coil control, ON/OFF control (class I, contribution 1%), PID (class IV, contribution 2%), can be interfaced with actuator 01466.1 for modulating room thermostat (class V, contribution 3%), boost function to activate a second source, proximity function, LED backlighting - 2 front modules.



**▲32041.C**  
Thermostat (heating and air conditioning), for 2- and 4-pipe systems, 3-speed and proportional fan coil control, ON/OFF control (class I, contribution 1%), PID (class IV, contribution 2%), can be interfaced with actuator 01466.1 for modulating room thermostat (class V, contribution 3%), boost function to activate a second source, proximity function, LED backlighting - 2 front modules.

Multisensors



**▲32042.G**  
XT By-me home automation system control device, thermostat function for ambient temperature control (heating and air-conditioning), 2- and 4-pipe system management, 3-speed and proportional fan coil control, class I temperature control device (contribution 1%) in ON/OFF mode, class IV (contribution 2%) in PID mode, can be interfaced with actuator with proportional analogue outputs 01466.1 to create a class V modulating room thermostat (contribution 3%), humidstat function with ON/OFF control with respect to a set parameter, VOC (volatile organic compound) function with ON/OFF control or t o call up 2 scenarios, 2 push button function with configuration as 1 rocker button with status identification LED, central LED matrix to customise symbols or animation, proximity function, white LED backlighting, black - 2 front modules



**▲32042.B**  
XT By-me home automation system control device, thermostat function for ambient temperature control (heating and air-conditioning), 2- and 4-pipe system management, 3-speed and proportional fan coil control, class I temperature control device (contribution 1%) in ON/OFF mode, class IV (contribution 2%) in PID mode, can be interfaced with actuator with proportional analogue outputs 01466.1 to create a class V modulating room thermostat (contribution 3%), humidstat function with ON/OFF control with respect to a set parameter, VOC (volatile organic compound) function with ON/OFF control or t o call up 2 scenarios, 2 push button function with configuration as 1 rocker button with status identification LED, central LED matrix to customise symbols or animation, proximity function, white LED backlighting, white - 2 front modules



**▲32042.C**  
XT By-me home automation system control device, thermostat function for ambient temperature control (heating and air-conditioning), 2- and 4-pipe system management, 3-speed and proportional fan coil control, class I temperature control device (contribution 1%) in ON/OFF mode, class IV (contribution 2%) in PID mode, can be interfaced with actuator with proportional analogue outputs 01466.1 to create a class V modulating room thermostat (contribution 3%), humidstat function with ON/OFF control with respect to a set parameter, VOC (volatile organic compound) function with ON/OFF control or t o call up 2 scenarios, 2 push button function with configuration as 1 rocker button with status identification LED, central LED matrix to customise symbols or animation, proximity function, white LED backlighting, canvas - 2 front modules

Control devices with climate control symbols



**▲32044.G**  
4 push buttons with backlighting CLIMATE CONTROL symbols and visible in darkness with brightness control - 1 front module



**▲32044.B**  
4 push buttons with backlighting CLIMATE CONTROL symbols and visible in darkness with brightness control - 1 front module




**▲32044.C**  
4 push buttons with backlighting CLIMATE CONTROL symbols and visible in darkness with brightness control - 1 front module


Black	White	Canvas
-------	-------	--------

Linea with XT platform - Completion accessories


Mounting frames for Linea devices with XT platform




**▲32602.G**  
2 flush mounting modules, 3 XT front modules, without screws, for mounting boxes ø 60 mm




**▲32602.B**  
2 flush mounting modules, 3 XT front modules, without screws, for mounting boxes ø 60 mm




**▲32602.C**  
2 flush mounting modules, 3 XT front modules, without screws, for mounting boxes ø 60 mm



**▲32603.G**  
3 flush mounting modules, 4 XT front modules, with screws, for 3-module mounting boxes




**▲32603.B**  
3 flush mounting modules, 4 XT front modules, with screws, for 3-module mounting boxes




**▲32603.C**  
3 flush mounting modules, 4 XT front modules, with screws, for 3-module mounting boxes



**▲32604.G**  
4 flush mounting modules, 5 XT front modules, with screws, for 4-module mounting boxes




**▲32604.B**  
4 flush mounting modules, 5 XT front modules, with screws, for 4-module mounting boxes




**▲32604.C**  
4 flush mounting modules, 5 XT front modules, with screws, for 4-module mounting boxes


Mixed mounting frames for Linea devices with XT platform and Linea connector blocks



**▲32613.G**  
1 XT node, 1 XT front module, 1 or 2 Linea connector blocks up to 2 modules, with screws, for 3-module mounting boxes, complete with cover plate




**▲32613.B**  
1 XT node, 1 XT front module, 1 or 2 Linea connector blocks up to 2 modules, with screws, for 3-module mounting boxes, complete with cover plate




**▲32613.C**  
1 XT node, 1 XT front module, 1 or 2 Linea connector blocks up to 2 modules, with screws, for 3-module mounting boxes, complete with cover plate



**▲32614.G**  
1 XT node and 1 XT actuator, 2 XT front modules, 1 or 2 Linea connector blocks up to 2 modules, with screws, for 4-module mounting boxes, complete with cover plate



**▲32614.B**  
1 XT node and 1 XT actuator, 2 XT front modules, 1 or 2 Linea connector blocks up to 2 modules, with screws, for 4-module mounting boxes, complete with cover plate



**▲32614.C**  
1 XT node and 1 XT actuator, 2 XT front modules, 1 or 2 Linea connector blocks up to 2 modules, with screws, for 4-module mounting boxes, complete with cover plate

Black	White	Canvas
-------	-------	--------

Supervision



**01425\*\*\***  
10" IP colour touch screen, used as a home automation system supervisor, IP/Due Fili Plus internal video entryphone, IP video camera and CCTV system manager, power supply PoE or 12-30 Vdc, surface mounting with bracket on round, 3-module (horizontal or vertical), 8-module (4+4) or British standard square mounting box, black



**21665.11**  
Aluminium  
Dimensions: 345x250 mm



**21665.70**  
White diamond  
Dimensions: 345x250 mm



**21665.76**  
Black diamond  
Dimensions: 345x250 mm



**01422\*\*\***  
Touch screen with 7" IP capacitive colour display, used as a home automation system supervisor, IP/Due Fili Plus internal video entryphone, IP video camera and CCTV system manager, power supply PoE or 12-30 Vdc, surface mounting with bracket on round, 3-module (horizontal or vertical), 8-module (4+4) or British standard square mounting box, black



**01422.B\*\*\***  
Touch screen with 7" IP capacitive colour display, used as a home automation system supervisor, IP/Due Fili Plus internal video entryphone, IP video camera and CCTV system manager, power supply PoE or 12-30 Vdc, surface mounting with bracket on round, 3-module (horizontal or vertical), 8-module (4+4) or British standard square mounting box, white



Kit software for Well-contact Plus system management  
**0K01590:** Suite Basic software + Client Basic licence + hardware key



Software for Well-contact Plus system management

- 01589:** Well-contact Suite Light
- 01592:** Well-contact Suite Client
- 01593:** Well-contact Suite Office
- 01594:** Well-contact Suite Client Office

**01595**  
Additional software for interfacing with existing management system



**01993**  
Hardware interface for Well-contact Plus touch screens. It is necessary touch screen configuration software



**01597**  
USB spare key for Well-contact Suite software



Kit software for Well-contact Plus system management  
**0K01590.1:** 1 desktop personal computer + Suite Basic software + Client Basic licence + hardware key  
**0K01591:** 1 desktop personal computer + Suite Top software + Client Top licence + hardware key

\*\*\* Using the **Webview** function, it is possible to supervise a KNX system equipped with a Webserver from the Vimar touch screens.


Black	White	Canvas
-------	-------	--------

Supervision

IN/OUT devices



**01514**  
Interface with 2 input or output programmable channels for LEDs, KNX standard, dimensions: 39,1x40x12,3 mm



**01515.1**  
Interface with 4 input or output programmable channels for LEDs, KNX standard, dimensions: 46x46x11,7 mm



**01510**  
4-channel digital input device, programmable for NO, NC and 120-230 V-contacts, KNX standard, 2 x 17,5 mm modules




**01522.1**  
4 IN/OUT, 4 NO 16 A 250 V- programmable relay output with lighting control and store with slats orientation, push button for local control, 4 programmable digit inputs for contacts without potential, KNX standard, 4 x 17,5 mm modules

Actuators



**01523.1**  
4 NO 16 A 250 V- relay outputs for lighting control, store with slats orientation, push buttons for local control, KNX standard, 4 x 17,5 mm modules



**01521.1**  
Actuator with 12 NO 10 A 250 V- 50/60 Hz relay outputs for fluorescent lamps, KNX standard, 12 x 17,5 mm modules



**01525**  
Actuator for 8 roller shutters, 6 A 230 V- 50/60 Hz relay outputs, KNX standard, 8 x 17,5 mm modules



**01535**  
Solenoid valve actuator, 6 230 V- 0,5 A outputs, local control buttons, KNX standard, 4x17,5 mm modules



**01536**  
Actuator, 4 0-10 V or (0)4-20 mA analog-outputs, KNX standard, 4x17,5 mm modules

Dimmers



**01550**  
Dimmer with 4 NO relay outputs 16 A 250 V-, 4 outputs 0/1-10 V, push buttons for local control, KNX standard, 8 x 17,5 mm module



**01538**  
Dimmer 120-240 V- 50/60 Hz, phase-cutting, 2 outputs for incandescent lamps 40-300 W 240 V-, 20-150 W 120 V-, electronic transformers 40-200 VA, CFL lamps 10-200 W, LED lamps 10-200 W, push buttons for local control, KNX standard, protection fuse, 4 x 17,5 mm modules

Interfaces and gateway



**01547.1**  
IP interface, KNX, 2 x 17,5 mm modules



**01548**  
IP KNX Router, KNX Secure standard, 2 x 17,5 mm modules



**01542**  
DALI KNX gateway, 1 channel for 64 lamps into 16 groups, 4 x 17,5 mm modules



**01544**  
KNX DALI gateway, 8-channel for 16 lamps per channel, 6 x 17,5 mm modules



**01540.1**  
USB interface, KNX B-type, 2 x 17,5 mm modules



**01545**  
Web server for local and remote control of the KNX system, 8 x 17,5 mm modules



\*\* App available for iOS and Android operating system, downloadable from Apple and Google Play stores.

Black White Canvas

Supervision

Additional devices



**01500.2**  
Power supply with Bus 30 Vdc 320 mA output, 30 Vdc auxiliary output, supply voltage 120-240 V~ 50/60 Hz, with decoupling coil, KNX standard, 4 x 17,5 mm modules



**01501.2**  
Power supply with Bus 30 Vdc 640 mA output, 30 Vdc auxiliary output, supply voltage 120-240 V~ 50/60 Hz, with decoupling coil, KNX standard, 4 x 17,5 mm modules



**01831.1**  
Supply unit 12 Vdc 1250 mA output, 100-240 V~ 50/60 Hz, 1 x 17,5 mm module



**01504.2**  
Line coupler, KNX standard, 2 x 17,5 mm modules



**16887**  
Safety transformer, 230/12-24 V~ (SELV), 24 VA, 3 x 17,5 mm modules

KNX cables



**01890.E**  
KNX system cable, 2x2x0,8 mm cable, LSZH sheath, CPR Eca class, suitable for I category cables (U0 = 400 V), green - 100 m




**01890.C**  
KNX system cable, 2x2x0,8 mm cable, LSZH sheath, CPR Cca s1b d1 a1 class, suitable for I category cables (U0 = 400 V), green - 100 m

Control and functions

Controls




**▲30580**  
4-button - 2 modules. Depth: 20,2 mm




**▲30581**  
4-button + NO 16 A 120-240 V~ 50/60 Hz relay output - 2 modules. Depth: 37,2 mm




**▲30582**  
4-button + actuator for laths orientation, cosφ 0,6 2 A 120-240 V~ 50/60 Hz change-over relay output - 2 modules. Depth: 37,2 mm



**▲30585**  
6-button - 3 modules. Depth: 20,2 mm



**▲30586**  
6-button + NO 16 A 120-240 V~ 50/60 Hz relay output - 3 modules. Depth: 37,2 mm



**▲30587**  
6-button + actuator for laths orientation, cosφ 0,6 2 A 120-240 V~ 50/60 Hz change-over relay output - 3 modules. Depth: 37,2 mm

Interchangeable half buttons - 1 and 2 modules



**▲31480.G**  
Without symbol, customizable



**▲31480.ZG**  
Fixed



**▲31480.B**  
Without symbol, customizable




**▲31480.ZB**  
Fixed



**▲31480.C**  
Without symbol, customizable



**▲31480.ZC**  
Fixed



**▲31480.YG**  
ON/OFF symbols



**▲31480.FG**  
Arrows symbols



**▲31480.RG**  
Regulation symbols



**▲31480.YB**  
ON/OFF symbols



**▲31480.FB**  
Arrows symbols



**▲31480.RB**  
Regulation symbols



**▲31480.YC**  
ON/OFF symbols



**▲31480.FC**  
Arrows symbols



**▲31480.RC**  
Regulation symbols

\* Not to be used in European Countries


▲ New article

△ Available until stocks last


Black White Canvas

Control and functions

Interchangeable half buttons - 1 and 2 modules



**▲31480.2G**  
Without symbol, customizable



**▲31480.2YG**  
ON/OFF symbols




**▲31480.2B**  
Without symbol, customizable




**▲31480.2YB**  
ON/OFF symbols



**▲31480.2C**  
Without symbol, customizable



**▲31480.2YC**  
ON/OFF symbols



**▲31480.2FG**  
Arrows symbols



**▲31480.2RG**  
Regulation symbols




**▲31480.2FB**  
Arrows symbols



**▲31480.2RB**  
Simboli regolazione



**▲31480.2FC**  
Arrows symbols



**▲31480.2RC**  
Regulation symbols

Temperature control

Thermostats



**▲30571.G**  
Dial thermostat (heating and air conditioning), class I (contribution 1%) in ON/OFF mode, class IV (contribution 2%) in PI mode, can be interfaced with KNX actuator to make a class V modulating room thermostat (contribution 3%), 1 input for sensor 02965.1, 1 programmable digital input - 2 modules. Depth: 31,8 mm



**▲30571.B**  
Dial thermostat (heating and air conditioning), class I (contribution 1%) in ON/OFF mode, class IV (contribution 2%) in PI mode, can be interfaced with KNX actuator to make a class V modulating room thermostat (contribution 3%), 1 input for sensor 02965.1, 1 programmable digital input - 2 modules. Depth: 31,8 mm



**▲30571.C**  
Dial thermostat (heating and air conditioning), class I (contribution 1%) in ON/OFF mode, class IV (contribution 2%) in PI mode, can be interfaced with KNX actuator to make a class V modulating room thermostat (contribution 3%), 1 input for sensor 02965.1, 1 programmable digital input - 2 modules. Depth: 31,8 mm

Detectors



**▲30575.G**  
Passive infrared motion detector, KNX standard - 2 modules. Depth: 24,1 mm



**▲30575.B**  
Passive infrared motion detector, KNX standard - 2 modules. Depth: 24,1 mm



**▲30575.C**  
Passive infrared motion detector, KNX standard - 2 modules. Depth: 24,1 mm

Weather station and wired temperature sensor



**01546**  
Weather station, KNX standard, power supply 12-32 Vdc or 12-24 Vac



**02965.1**  
Wired temperature sensor, NTC 10 kΩ, cable length 3 m



Black	White	Canvas
-------	-------	--------

Temperature control

Presence and brightness sensors



**01527**  
IR presence detector, 360° motion range, ON/OFF and adjustment of lighting, heating, air conditioning, ventilation, 1-1000 Lux adjustable brightness range, KNX standard, for ceiling installation. Dimensions: 80x80x45 mm



**01527.S**  
Adapter for 01527 detector ceiling installation



**01529.1**  
IR presence detector, 360° motion range, for ON/OFF lighting, 1-1000 Lux adjustable brightness range, KNX standard, for ceiling installation. Dimensions: 91x91x45 mm



**01529.1.S**  
Adapter for 01529.1 detector ceiling installation



**01530**  
Light sensor for dimmer 01528, KNX standard, ceiling installation. Dimensions: 52,3x54,3x19,3 mm

Access control



**▲30567.G**  
Transponder card reader for installation outside rooms, KNX standard, 2 NO 4 A 24 V~ relay outputs, 2 inputs, power supply 12-24 V~ 50/60 Hz and 12-24 Vdc (SELV) - 3 modules. Depth: 38,8 mm Supplied without transponder card.

**▲30567.TRG**  
As above, tropicalized



**▲30567.B**  
Transponder card reader for installation outside rooms, KNX standard, 2 NO 4 A 24 V~ relay outputs, 2 inputs, power supply 12-24 V~ 50/60 Hz and 12-24 Vdc (SELV) - 3 modules. Depth: 38,8 mm Supplied without transponder card.

**▲30567.TRB**  
As above, tropicalized



**▲30567.C**  
Transponder card reader for installation outside rooms, KNX standard, 2 NO 4 A 24 V~ relay outputs, 2 inputs, power supply 12-24 V~ 50/60 Hz and 12-24 Vdc (SELV) - 3 modules. Depth: 38,8 mm Supplied without transponder card.

**▲30567.TRC**  
As above, tropicalized




**▲30563.G**  
Transponder card reader with vertical pocket for installation inside rooms, KNX standard, 2 NO 4 A 24 V~ relay outputs, 2 inputs, power supply 12-24 V~ 50/60 Hz and 12-24 Vdc (SELV) - 3 modules. Depth: 37 mm



**▲30563.B**  
Transponder card reader with vertical pocket for installation inside rooms, KNX standard, 2 NO 4 A 24 V~ relay outputs, 2 inputs, power supply 12-24 V~ 50/60 Hz and 12-24 Vdc (SELV) - 3 modules. Depth: 37 mm



**▲30563.C**  
Transponder card reader with vertical pocket for installation inside rooms, KNX standard, 2 NO 4 A 24 V~ relay outputs, 2 inputs, power supply 12-24 V~ 50/60 Hz and 12-24 Vdc (SELV) - 3 modules. Depth: 37 mm




**01598**  
Programmable and customizable transponder card

Black	White	Canvas
-------	-------	--------

By-alarm Plus: burglar alarm system

By-alarm Plus software



By-alarm Plus Manager 1.0.0 software for system configuration

Kit with IP connection



**▲0K03800**  
• By-alarm Plus control unit kit, 25 zones, surface mounting, containing:  
• 1 25-zone control unit board (03800)  
• 1 230 V 13 VDC 3.2 A power supply unit (03805)  
• 1 plastic box (03814)



**▲0K03800.01**  
• By-alarm Plus control unit kit, 25 zones, flush mounting, containing:  
• 1 25-zone control unit board (03800)  
• 1 230 V 13 VDC 3.2 A power supply unit (03805)  
• 1 24-module flush mounting switchboard adapter (03816)

Preconfigured kits



**▲0K03800.02**  
• By-alarm Plus control unit kit, 25 zones, surface mounting, containing:  
• 1 25-zone control unit board (03800)  
• 1 keypad with display (03817)  
• 1 outdoor siren (03827)  
• 2 surface mounting anti-crawl detectors (01721)  
• 1 burglar alarm system gateway (03812)  
• 1 230 V 13 VDC 3.2 A power supply unit (03805)  
• 1 plastic box (03814)



**▲0K03801.02**  
• By-alarm Plus control unit kit, 65 zones, surface mounting, containing:  
• 1 65-zone control unit board (03801)  
• 1 GSM communicator (03820)  
• 1 keypad with display + transponder (03818)  
• 1 outdoor siren (03827)  
• 2 surface mounting anti-crawl detectors (01721)  
• 1 burglar alarm system gateway (03812)  
• 1 230 V 13 VDC 3.2 A power supply unit (03805)  
• 2 yellow transponder keys (03825.Y)  
• 1 plastic box (03814)

Cables



**01732.E**  
By-alarm system cable, 2x0,22 mm<sup>2</sup>, with LSZH sheath, CPR Eca class, suitable for I category cables (U0 = 400 V), white - 100 m



**01733.E**  
By-alarm system cable, 2x0,50 mm<sup>2</sup> + 2x0,22 mm<sup>2</sup>, with LSZH sheath, CPR Eca class, suitable for I category cables (U0 = 400 V), white - 100 m



**01734.E**  
By-alarm system cable, 2x0,50 mm<sup>2</sup> + 4x0,22 mm<sup>2</sup>, with LSZH sheath, CPR Eca class, suitable for I category cables (U0 = 400 V), white - 100 m



**01735.E**  
By-alarm system cable, 2x0,50 mm<sup>2</sup> + 6x0,22 mm<sup>2</sup>, with LSZH sheath, CPR Eca class, suitable for I category cables (U0 = 400 V), white - 100 m

Black	White	Canvas
-------	-------	--------

By-alarm Plus: burglar alarm system

System components



▲03814  
Surface mounting By-alarm Plus plastic box for 25 or 65-zone control unit board. Dim. 435x335x120 mm



▲03815  
Surface mounting metal box for 25-, 65- and 125-zone control unit boards. Dim. 375x465.6x92.2 mm



▲03816  
24-module switchboard adapter box for flush mounting box V53324 or V53724 and 25- and 65-zone control unit boards. Dim. 344.9x444.9 mm



V53324  
24-module flush mounting box (GW 650 °C) for masonry walls. Dim. 316x423x80 mm

V53724  
As above, for hollow walls

Control panels



▲03800  
By-alarm Plus control unit expandable to 25 zones

▲03801  
As above, expandable to 65 zones

▲03802  
As above, expandable to 125 zones

Digital keypad and outdoor siren



▲03817  
Keypad with LCD display, 12 VDC power supply unit, 23 backlit keys, 5 status LEDs, surface mounting. Dim. 140.3x150.3x21.6 mm



▲03818  
Keypad with LCD display and transponder actuator, 2 In/Out zones/terminals, 12 VDC, 23 backlit keys, 5 status LEDs, surface mounting. Dim. 140.3x150.3x21.6 mm



▲03826  
Outdoor siren, control unit connection via BUS, surface mounting. Dim. 218x237x54.8 mm

▲03827  
As above, with wired connection to any burglar alarm control unit

System components



▲03805  
230 V- 50/60 Hz power supply unit with 13.8 VDC 3.2 A output



▲03806  
230 V- 50/60 Hz power supply unit with 13.8 VDC 6.2 A output



▲03812  
Burglar alarm system gateway with IP/LAN network, for connection to Vimar Cloud, smartphone, tablet and supervision touch screen



▲03810  
GSM communicator module to send/receive SMS text messages, voice messages and alerts with the SIA-IP protocol from version 1.1.0 on



▲03820  
Communicator to send/receive SMS text messages and alerts with the SIA-IP protocol from version 1.1.0 on



▲03822  
Isolated interface for Bus signal regeneration

▲03823  
As above, with power supply unit



ZBA1  
Rechargeable 12 VDC 7 Ah buffer battery for power supply units 03805 and 03806

Black	White	Canvas
-------	-------	--------

By-alarm Plus: burglar alarm system

Expansion and voice synthesis modules for control units



▲03808  
5-terminal input/output expansion board configurable for volt-free contacts



▲03819  
5-terminal input/output expansion module configurable for volt-free contacts



▲03809  
Relay interface card with 1 28 VDC 7 A changeover output



▲03813  
Voice synthesis module for automatic transmission of communications, alarms faults or anomalies. Italian language

Indoor siren



▲30526.G  
Indoor siren - 3 modules. Depth: 34,2 mm



▲30526.B  
Indoor siren - 3 modules. Depth: 34,2 mm



▲30526.C  
Indoor siren - 3 modules. Depth: 34,2 mm

Actuator/partitioner



▲03824  
Unità da abbinare agli adattatori. Prof.tà: 35,7 mm



▲03825.G  
Transponder key, green



▲03825.Y  
Transponder key, yellow

Adapters for actuator/partitioner



▲31528.G  
1 module



▲31528.B  
1 modulo



▲31528.C  
1 modulo

Detectors



▲30529.G  
IR and microwaves presence detector - 2 modules. Depth: 30,8 mm



▲30529.B  
IR and microwaves presence detector - 2 modules. Depth: 30,8 mm



▲30529.C  
IR and microwaves presence detector - 2 modules. Depth: 30,8 mm

By-alarm Plus: burglar alarm system



Black	White	Canvas
-------	-------	--------

By-alarm Plus: burglar alarm system

Indoor and surface mounting detectors



**01720**  
Passive infrared and microwave dual technology detector, PET immune, surface mounting



**01721**  
Passive infrared and microwave dual technology detector, anti-masking and anti-crawl, surface mounting



**01722**  
Dual technology curtain detector, for entrances and windows, surface mounting

Outdoor and surface mounting detectors



**01723**  
Dual technology curtain detector, IP54 for outdoor use for entrances and windows, surface mounting



**01739**  
Passive infrared presence detector for the protection of building exteriors, 12-metre curtain-effect detection on each side (left and right), PET immune, IP55, 1 input for acoustic control, 2 NO and NC 28 Vdc 0.2 A relay outputs, surface mounting, 10-28 Vdc 38 mA power supply



**01740**  
Curtain-effect detector to protect entrances and openings such as doors, windows, covered terraces, corridors and French doors, short-range curtain-effect detection with adjustable lens up to 2 m or 5 m, PET immune, anti-masking function, 1 NO or NC 28 Vdc 0.1A relay output, surface mounting, 9.5-18 Vdc 20 mA power supply

Detection devices for burglar alarm systems and technical alarms



**01724**  
Water detector for protection against flooding, floor mounting



**01823**  
Magnetic contact in metal enclosure for visual installation



**▲01824**  
Magnetic contact in a metal enclosure for up-and-over doors



**01825**  
Electromechanical cooperated contact for rolling shutters protection



**01826**  
Electromechanical inertial contact for windows and doors protection



**01820**  
Flush mounting magnetic contact



**01821**  
Metal flush mounting magnetic contact



**01822**  
Visible surface magnetic contact

By-alarm Plus: burglar alarm system



Black	White	Canvas
-------	-------	--------

By-alarm Plus: burglar alarm system

Extension kit, 868 MHz radio frequency



**▲0K03831**  
• By-alarm Plus radio extension kit, surface mounting, containing:  
• 1 RF interface (03832),  
• 2 RF IR detectors (03836),  
• 2 white RF magnetic contacts (03833.B),  
• 2 surface mounting RF remote controls (03839)

Expansion modules for 868 MHz radio frequency



**▲03831**  
Transceiver, BUS connection to the control unit, 2 antennas for horizontal and vertical polarisation with antenna-diversity, plastic enclosure



**▲03832**  
Transceiver board, BUS connection to the control unit, 2 antennas for horizontal and vertical polarisation with antenna-diversity



**▲03840**  
Repeater to extend radio coverage, 2 antennas for horizontal and vertical polarisation with antenna-diversity, plastic enclosure

Remote control and outdoor siren, 868 MHz radio frequency



**▲03839**  
Remote control with 4 buttons, power supply with 3 V CR2032 lithium battery included



**▲03830**  
Outdoor siren, control unit connection via radio, surface mounting. Dim. 218x237x54.8 mm



**▲00907**  
Non-rechargeable 3.6 V 14500 mA lithium battery for radio frequency siren

By-alarm Plus: burglar alarm system



Black	White	Canvas
-------	-------	--------

By-alarm Plus: burglar alarm system

Detection devices for burglar alarm systems and technical alarms, 868 MHz radio frequency



▲03833.B  
Vertical and horizontal magnetic contact for doors and windows, power supply with 1 x 1.5V AA alkaline battery included, white



▲03833.M  
Vertical and horizontal magnetic contact for doors and windows, power supply with 1 x 1.5V AA alkaline battery included, brown



▲03834  
Magnetic contact and shock/tilt sensor, power supply with 1 CR2 3V lithium battery, white

Surface mounting indoor detectors, 868 MHz radio frequency



▲03835  
Dual technology passive infrared + microwave detector, PET immune, power supply with 3V CR17450 lithium battery included, white



▲03836  
Passive infrared detector, PET immune, power supply with 3V CR17450 lithium battery included, white



▲03837  
Curtain-effect detector, power supply with 3 V CR17450 lithium battery included, white

Accessories

Black	White	Canvas
-------	-------	--------

Transparent cover for mounting frames



▲30602.C  
For 2-module frame, 71 mm fixing centres



▲30613.C  
For 3-module frame



▲30614.C  
For 4-module frame



▲30617.C  
For 7-module frame

IP44 protected cover



▲14923  
IP44 protected cover with transparent door, 3 modules



▲30699  
Extraction tool for cover plate installed on anti-tamper mounting frame

Tilted table mounting box

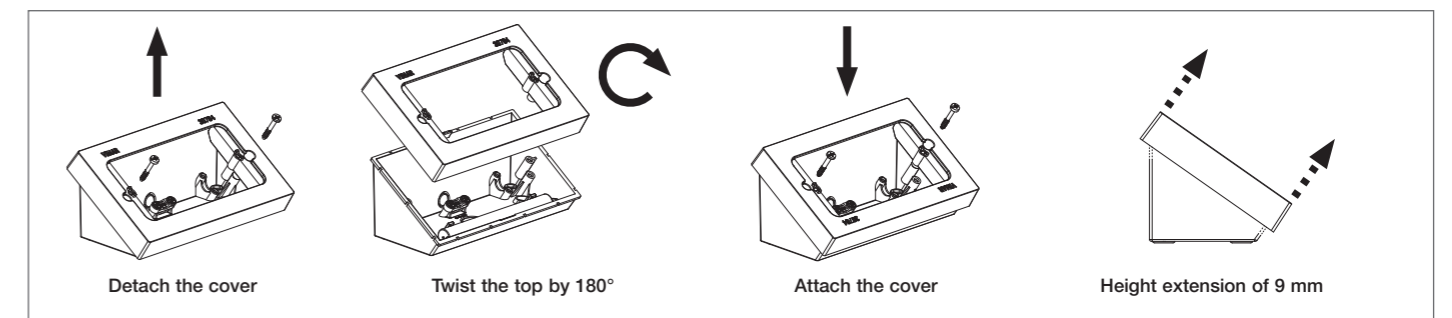


▲30784.G  
Tilted table mounting box, with variable height, for the installation of 4 modules. In the lowered version, connector blocks with a maximum depth of 32 mm can be installed; if you turn the cover the maximum depth extends to 44 mm. The socket outlet with USB, 30210, USB, cannot be installed. To be completed with mounting frame and cover plate.



▲30784.B  
Tilted table mounting box, with variable height, for the installation of 4 modules. In the lowered version, connector blocks with a maximum depth of 32 mm can be installed; if you turn the cover the maximum depth extends to 44 mm. The socket outlet with USB, 30210, USB, cannot be installed. To be completed with mounting frame and cover plate.

Method of installation of devices with a depth of between 32 and 44 mm



LINEA  
Cover plates



**Total Look**  
(Technopolymer)



00 White



01 Canvas




02 Black

LINEA



**Reflex**  
(Technopolymer)



40 White Reflex



41 Canvas Reflex



42 Black Reflex

**Painted technopolymers**  
(Technopolymer)



20 Silver



21 Clay




22 Metal

**PVD metals**  
(Zinc-Titanium Alloy)



70 Brushed gold



71 Bronze



72 Satin finish stainless steel

Cover plates: selection guide

	2 modules	3 modules	4 modules	7 modules
<b>Total Look (Technopolymer)</b>				
White	30642.00	30653.00	30654.00	30657.00
Canvas	30642.01	30653.01	30654.01	30657.01
Black	30642.02	30653.02	30654.02	30657.02
<b>Painted technopolymers (Technopolymer)</b>				
Silver	30642.20	30653.20	30654.20	30657.20
Clay	30642.21	30653.21	30654.21	30657.21
Metal	30642.22	30653.22	30654.22	30657.22
<b>Reflex (Technopolymer)</b>				
White Reflex	30642.40	30653.40	30654.40	30657.40
Canvas Reflex	30642.41	30653.41	30654.41	30657.41
Black Reflex	30642.42	30653.42	30654.42	30657.42
<b>PVD metals (Zinc-Titanium Alloy)</b>				
Brushed gold	30642.70	30653.70	30654.70	30657.70
Bronze	30642.71	30653.71	30654.71	30657.71
Satin finish stainless steel	30642.72	30653.72	30654.72	30657.72

Installation types

Modules	Boxes	Mounting frames	Cover plates
2 for Ø 60 mm mounting boxes	<p>Flush mounting</p> <p><b>V71001</b> For masonry walls GW 650 °C, sky blue <b>V71001.AU</b> GW 960 °C, black</p> <p><b>V71701</b> For hollow walls, for mounting frames without claws, GW 850 °C, sky blue</p>	<p><b>30602</b> 2 modules, with (removable) claws</p> <p><b>30603</b> 2 modules, without screws</p>	<p><b>30642...</b> 2 modules</p> <p>Dimensions: 90x88x7.9 mm</p>
3	<p>Flush mounting</p> <p><b>V71303</b> For masonry walls GW 650 °C, sky blue <b>V71303.AU</b> GW 960 °C, black</p> <p><b>V71703</b> For hollow walls, GW 850 °C, sky blue</p>	<p><b>30613</b> 3 modules, with screws</p> <p><b>30613AE</b> 3 modules, with anti-tamper screws</p>	<p><b>30653...</b> 3 modules</p> <p>Dimensions: 122.8x88x5.7 mm</p>
4	<p>Flush mounting</p> <p><b>V71304</b> For masonry walls GW 650 °C, sky blue <b>V71304.AU</b> GW 960 °C, black</p> <p><b>V71704</b> For hollow walls, GW 850 °C, sky blue</p> <p><b>30784.G</b> 4 modules, black <b>30784.B</b> 4 modules, white</p>	<p>Table mounting</p> <p><b>30614</b> 4 modules, with screws</p> <p><b>30614AE</b> 4 modules, with anti-tamper screws</p>	<p><b>30654...</b> 4 modules</p> <p>Dimensions: 146.6x88x5.7 mm</p>
7	<p>Flush mounting</p> <p><b>V71306</b> For masonry walls GW 650 °C, sky blue <b>V71306.AU</b> GW 960 °C, black</p> <p><b>V71706</b> For hollow walls, GW 850 °C, sky blue</p>	<p><b>30617</b> 7 modules, with screws</p> <p><b>30617AE</b> 7 modules, with anti-tamper screws</p>	<p><b>30657...</b> 7 modules</p> <p>Dimensions: 208.5x88x7.9 mm</p>

Linea with XT platform installation types

Modules	Boxes	Devices (back of mounting frame)	Electrified mounting frames	Linea device with XT platform (front of mounting frame)
2 for Ø 60 mm mounting boxes	 <b>V71701</b> For hollow walls, for mounting frames without claws, GW 850 °C, sky blue	 <b>32001</b> Power supply node   <b>32002</b> Actuator	 <b>32602.G</b> 2 modules, without screws, black   <b>32602.B</b> 2 modules, without screws, white   <b>32602.C</b> 2 modules, without screws, canvas	 3 x 1 module, black (possibility of up to 12 activations)    or 1 x 1 module + 1 x 2 modules, black   3 x 1 module, white (possibility of up to 12 activations)    or 1 x 1 module + 1 x 2 modules, white   3 x 1 module, canvas (possibility of up to 12 activations)    or 1 x 1 module + 1 x 2 modules, canvas
3	 <b>V71303</b> For masonry walls GW 650 °C, sky blue <b>V71303.AU</b> GW 960 °C, black   <b>V71703</b> For hollow walls, GW 850 °C, sky blue	 <b>32001</b> Power supply node   <b>32002</b> Actuator	 <b>32603.G</b> 3 modules, with screws, black   <b>32603.B</b> 3 modules, with screws, white   <b>32603.C</b> 3 modules, with screws, canvas	 4 x 1 module, black (possibility of up to 16 activations)    or 2 x 1 module + 1 x 2 modules, black    or 2 x 2 modules, black   4 x 1 module, white (possibility of up to 16 activations)    or 2 x 1 module + 1 x 2 modules, white    or 2 x 2 modules, white   4 x 1 module, canvas (possibility of up to 16 activations)    or 2 x 1 module + 1 x 2 modules, canvas    or 2 x 2 modules, canvas
4	 <b>V71304</b> For masonry walls GW 650 °C, sky blue <b>V71304.AU</b> GW 960 °C, black   <b>V71704</b> For hollow walls, GW 850 °C, sky blue	 <b>32001</b> Power supply node   <b>32002</b> Actuator	 <b>32604.G</b> 4 modules, with screws, black   <b>32604.B</b> 4 modules, with screws, white   <b>32604.C</b> 4 modules, with screws, canvas	 5 x 1 module, black (possibility of up to 20 activations)    or 3 x 1 module + 1 x 2 modules, black    or 1 x 1 module + 2 x 2 modules, black   5 x 1 module, white (possibility of up to 20 activations)    or 3 x 1 module + 1 x 2 modules, white    or 1 x 1 module + 2 x 2 modules, white   5 x 1 module, canvas (possibility of up to 20 activations)    or 3 x 1 module + 1 x 2 modules, canvas    or 1 x 1 module + 2 x 2 modules, canvas

Linea with XT platform and Linea device installation types

Modules	Boxes	Devices (back of mounting frame)	Mixed mounting frames (electrified and for Linea cover plate)	Combination of devices* Linea with XT platform and Linea
3	 <b>V71303</b> For masonry walls GW 650 °C, sky blue <b>V71303.AU</b> GW 960 °C, black   <b>V71703</b> For hollow walls, GW 850 °C, sky blue	 <b>32001</b> Power supply node	 <b>32613.G</b> 3 modules, with screws, black   <b>32613.B</b> 3 modules, with screws, white   <b>32613.C</b> 3 modules, with screws, canvas	 XT platform: 1 x 1 module, black (possibility of up to 4 activations)    + Linea: 2 x 1 module or 1 x 2 modules, black    or 1 x 2 modules, black   XT platform: 1 x 1 module, white (possibility of up to 4 activations)    + Linea: 2 x 1 module or 1 x 2 modules, white    or 1 x 2 modules, white   XT platform: 1 x 1 module, canvas (possibility of up to 4 activations)    + Linea: 2 x 1 module or 1 x 2 modules, canvas
4	 <b>V71304</b> For masonry walls GW 650 °C, sky blue <b>V71304.AU</b> GW 960 °C, black   <b>V71704</b> For hollow walls, GW 850 °C, sky blue	 <b>32001</b> Power supply node   <b>32002</b> Actuator	 <b>32614.G</b> 4 modules, with screws, black   <b>32614.B</b> 4 modules, with screws, white   <b>32614.C</b> 4 modules, with screws, canvas	 XT platform: 2 x 1 module, black (possibility of up to 8 activations)    or XT platform: 1 x 2 modules, black    + Linea: 2 x 1 module or 1 x 2 modules, black    or 1 x 2 modules, black   XT platform: 2 x 1 module, white (possibility of up to 8 activations)    or XT platform: 1 x 2 modules, white    + Linea: 2 x 1 module or 1 x 2 modules, white    or 1 x 2 modules, white   XT platform: 2 x 1 module, canvas (possibility of up to 8 activations)    or XT platform: 1 x 2 modules, canvas    + Linea: 2 x 1 module or 1 x 2 modules, canvas

\* The combinations shown only represent some of the devices that can be installed.

## Cover plate and controls customisation

### How to customise cover plates and controls

- if the customisation requested is listed in the table 'Standard symbols and words library', indicate the article code + symbol/word code, if the customisation is not included in the table, contact the Vimar sales department for feasibility;
- for requests for large quantities of customisations not included in the "Standard symbols and words library" please contact the Vimar sales department.

### The advantages of laser-engraved customisations

- precise, indelible and permanent reproduction and engraving;
- service available even for minimum quantities;
- possibility of re-ordering the same customisation at different times with identical results.

### Limits of reproduction

- colour subjects cannot be reproduced.

### What to provide

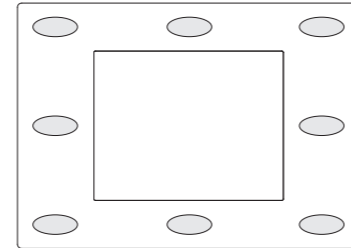
- a digital image of the subject in EPS or DXF format, with a minimum thickness of the line and gap between lines of 0.5 mm.

### What to do

- provide all the material to your local wholesaler or distributor, who will forward it to Vimar.

### Cover plates: customisation positions

(see area in grey)



### Controls and buttons: position and characteristics

Type	Customisation position	Backlit customisation	Non-backlit customisation
Aligned controls and traditional rocker controls. 1 module		NO	position 1 and 2
Aligned controls with vertical light beam. 1 module		NO	position 1, 2 and 3
Axial controls. 1 module		NO	position 1 and 3
Buttons with diffuser for aligned and axial controls. 1 module		YES only position 2	position 1 and 3
Pair of 1-module buttons for radio frequency controls		NO	position 1 and 2
2-module button for radio frequency controls		NO	position 1 and 2
Home automation controls. 1-module button caps <i>Note. The customisation of the home automation system button 31480 is applied to the completely neutral surface.</i>		YES only in the 10x10 mm area	if the LED programming is always "OFF" the whole button area can be customised
Home automation controls. 2-module button caps <i>Note. The customisation of the home automation system button 31480.2 is applied to the completely neutral surface.</i>		YES only in the 10x10 mm area	if the LED programming is always "OFF" the whole button area can be customised

Specifications for customising home automation system control buttons with words	Text on 1 row	Text on 2 rows	Text on 3 rows
	To be backlit, customisation with words not included in the 'Standard symbols and words library' must have no more than 3 text rows, each with a maximum of 8 capital letters, font height 1.7 mm and style as per the library. Depending on the length of the text, the words must be positioned as shown in the figures to the side.		

## Customisation of Linea controls with XT platform


Linea controls with XT platform can be customised in **two ways**: using dynamic, **customisable LED icons** which can be customised using the App or by **applying a label** of the chosen symbol directly onto the back of the button in black finish, after removing it from its control, whereas for controls in white and canvas finish, contact the sales network.



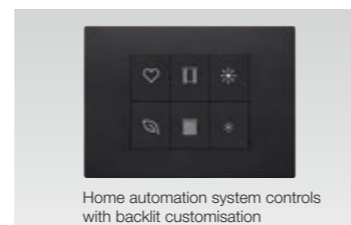

**Completely customisable symbols** from a large library, via the application of a label onto the back of the button in black finish (art. code P32090.PG, each sheet contains 24 symbols to choose from). Indicate the quantity and code of the symbol in your order (see the "Standard symbols and words library" on the following pages). For white and canvas finishes, contact our sales network.

**Dynamic, customisable LED icons via App.** Possibility of smart backlighting: white at various brightness levels. No symbol is visible when the device is off.

### Example of customised cover plate



### Examples of buttons and controls with customisation



## Smart card customisation

The card can be customised upon request at the back. Send a digital image of the subject to reproduce in eps, tiff or jpg format.



## Bluetooth network name customisation

The name of the Bluetooth network can be customised for the Bluetooth interface (30495) of the Sound system.

### What to provide

- annex a file with extension .txt to the order
- the name of the .txt file must be created as follows:  
e.g. **P30495\_6.txt**  
P30495: required product code preceded by P;  
'6' the number of rows in the .txt file = quantity of the required product code;

### Format of the .txt file

- use standard ASCII European characters;
- name of the network to be customised, max 23 characters (including spaces);
- the text on a new line identifies the end of the string to be customised;
- the number of rows must correspond to the quantity of the required article code;
- each row must indicate the requested customisation, even when repeated;

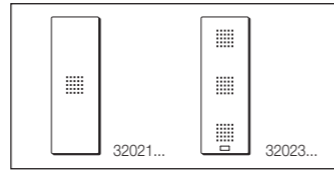
### Example of txt file compilation (e.g. P30495\_6.txt)

B&B	room 1
B&B	room 2
B&B	room 3
B&B	room 4
B&B	room 5
B&B	room 6



**Symbols and words of the dynamic LED icons.**

Examples of symbols and words that identify the main functions of the controls and of the Linea thermostat with XT platform: from the control of lights to roller shutters, from climate control to home automation system scenario management.



Symbols and words of the dynamic LED icons configurable via App for Linea controls with XT platform

Letters

A B C D E F G H I J K L M N O P Q R S T U V W X Y Z

Icons

☰ ☱ ☲ ☳ ☴ ☵ ☶ ☷ ☸ ☹ ☺ ☻ ☼ ☽ ☿ ♀ ♂ ♁ ♃ ♄ ♅ ♆ ♇ ♈ ♉ ♊ ♋ ♌ ♍ ♎ ♏ ♐ ♑ ♒ ♓ ♀ ♂ ♁ ♃ ♄ ♅ ♆ ♇ ♈ ♉ ♊ ♋ ♌ ♍ ♎ ♏ ♐ ♑ ♒ ♓

State icons

**Roller shutters**  
 ☰ open >50% open <50% closed  
**Right curtain**  
 ☰ open >50% open <50% closed  
**Left curtain**  
 ☰ open >50% open <50% closed

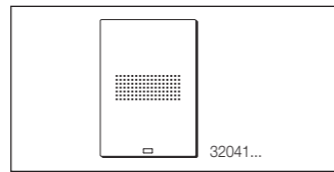
Figures

1 2 3 4 5 6 7 8 9 0

Animated icons

Example of closing cycle with roller shutter icon and example of animation with going out scenario  
 ☰ → ☱ → ☲ → ☳ → ☴ → ☵ → ☶ → ☷ → ☸ → ☹ → ☺ → ☻ → ☼ → ☽ → ☿ → ♀ → ♂ → ♁ → ♃ → ♄ → ♅ → ♆ → ♇ → ♈ → ♉ → ♊ → ♋ → ♌ → ♍ → ♎ → ♏ → ♐ → ♑ → ♒ → ♓  
 Going out  
 ☰ → ☱ → ☲ → ☳ → ☴ → ☵ → ☶ → ☷ → ☸ → ☹ → ☺ → ☻ → ☼ → ☽ → ☿ → ♀ → ♂ → ♁ → ♃ → ♄ → ♅ → ♆ → ♇ → ♈ → ♉ → ♊ → ♋ → ♌ → ♍ → ♎ → ♏ → ♐ → ♑ → ♒ → ♓  
 Example of opening cycle with roller shutter icon and example of animation with entry scenario  
 ☰ ← ☱ ← ☲ ← ☳ ← ☴ ← ☵ ← ☶ ← ☷ ← ☸ ← ☹ ← ☺ ← ☻ ← ☼ ← ☽ ← ☿ ← ♀ ← ♂ ← ♁ ← ♃ ← ♄ ← ♅ ← ♆ ← ♇ ← ♈ ← ♉ ← ♊ ← ♋ ← ♌ ← ♍ ← ♎ ← ♏ ← ♐ ← ♑ ← ♒ ← ♓  
 Entry  
 ☰ ← ☱ ← ☲ ← ☳ ← ☴ ← ☵ ← ☶ ← ☷ ← ☸ ← ☹ ← ☺ ← ☻ ← ☼ ← ☽ ← ☿ ← ♀ ← ♂ ← ♁ ← ♃ ← ♄ ← ♅ ← ♆ ← ♇ ← ♈ ← ♉ ← ♊ ← ♋ ← ♌ ← ♍ ← ♎ ← ♏ ← ♐ ← ♑ ← ♒ ← ♓

Symbols and words of the dynamic LED icons configurable via App for Linea thermostat with XT platform



Thermostat HEAT COOL HC ON OFF AUTO DRY FAN

BLOCK FLOOR OPEN  
 Probe error

Fan coil K10 K11 K12 K13 K14 K15 K16  
 K17 K18 K19 K20 K21

Figures  
 Font 1 1 2 3 4 5 6 7 8 9 0 . - %  
 Font 2 1 2 3 4 5 6 7 8 9 0  
 Font 3 1 2 3 4 5 6 7 8 9 0 . - :

**Standard symbols and words library.**

The library of standard symbols includes the pictograms and words identifying the main functions that can be controlled by the devices: from lights to roller shutters, from climate control to home automation scenarios.

WITHOUT SYMBOL	S30.300
<b>LIGHTS</b>	<p>S30.301 S30.302 S30.303 S30.304 S30.305 S30.306 S30.307 S30.308 S30.309 S30.310 S30.311 S30.312 S30.313 S30.314                      S30.315 S30.316 S30.317 S30.318 S30.319 S30.320 S30.321 S30.322 S30.323 S30.324 S30.325 S30.326 S30.327 S30.328                      S30.329 S30.330 S30.331 S30.332 S30.333 S30.334 S30.335 S30.336 S30.337 S30.338 S30.339 S30.340 S30.341 S30.342                      S30.343 S30.344 S30.345 S30.346 S30.347 ON OFF S30.349 S30.350 S30.351 S30.352</p>
<b>ENVIRONMENTS</b>	<p>S30.353 S30.354 S30.355 S30.356 S30.357 S30.358 S30.359 S30.360 S30.361 S30.362 S30.363 S30.364 S30.365 S30.366                      S30.367 WC S30.369 S30.370 S30.371 S30.372 S30.373</p>
<b>SCENARIOS</b>	<p>S30.374 S30.375 S30.376 S30.377 S30.378 S30.379 S30.380 S30.381 S30.382 S30.383 S30.384 S30.385 S30.386                      S30.387 S30.388 S30.389</p>
<b>HOTEL</b>	<p>S30.390 S30.391 S30.392 S30.393 S30.394 S30.395 S30.396 DO NOT DISTURB MAKE UP ROOM S30.399 S30.400 S30.401 SAVE THE PLANET S30.402</p>
<b>NAUTICAL</b>	<p>S30.403 S30.404 S30.405</p>
<b>ACCESSES</b>	<p>S30.406 S30.407 S30.408 S30.409 S30.410 S30.411 S30.412</p>
<b>ROLLER SHUTTERS WINDOWS AND CURTAINS</b>	<p>S30.413 S30.414 S30.415 S30.416 S30.417 S30.418 S30.419 S30.420 S30.421 S30.422 S30.423 S30.424 S30.425 S30.426                      S30.427 S30.428 S30.429 S30.430 S30.431 S30.432 S30.433 S30.434 S30.435 S30.436 S30.437 S30.438 S30.439 S30.440                      S30.441 S30.442 S30.443 S30.444 S30.445</p>
<b>CLIMATE CONTROL</b>	<p>S30.446 S30.447 S30.448 S30.449 S30.450 S30.451 S30.452</p>
<b>MUSIC AND AUDIO</b>	<p>S30.455 S30.456 S30.457 S30.458 S30.459 S30.460 S30.461</p>
<b>NUMBERS AND TEXTS</b>	<p>S30.462 S30.463 S30.464 S30.465 S30.466 S30.467 S30.468 S30.469 S30.470 S30.471 ESTERNO EXTERNAL GENERALE S30.472 S30.473 S30.474                      S30.475 S30.476 S30.477 S30.478</p>

♦ symbols already used on push buttons available in the catalogue



# Energia Positiva. Insieme

