



EDV6X DOOR ENTRY

CATALOGUE ENGLISH

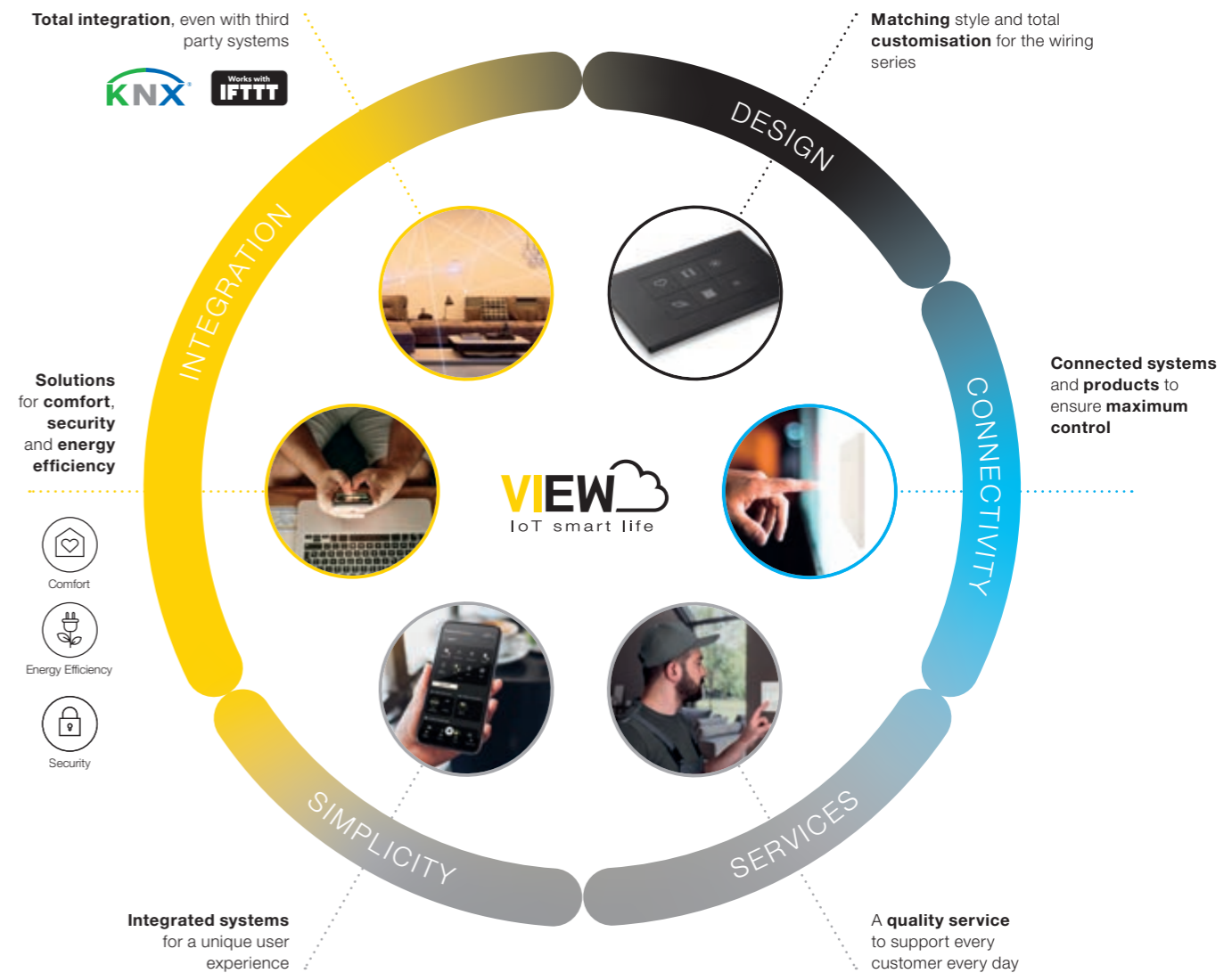
VIEW 
IoT smart life


CONNECTED
PRODUCT




View: an ecosystem of smart products and interconnected systems.

View is a unique platform that includes connected systems and products for new builds, as well as for refurbishments or to modernise existing systems. It is a set of solutions designed for comfort, energy efficiency and security, with matching styling that fits into any architectural context.



A single app: a unique experience and an **intuitive interface**, to manage, control and create scenarios, even remotely. You can integrate the App with the IFTTT platform to integrate third-party devices. With the View app, you are always connected to your living spaces, wherever you are, and are always up-to-date on what is going on inside and outside the building.




View App: new version, now also for connected video door entry system.

The **View** App has been updated to become the one and only App for managing Vimar's professional systems: **smart, home automation system, burglar alarm system, connected wall thermostats** and, as of today, with the **integration of the video door entry functions** for systems with IP and Due Fili Plus technology.

Used in combination with the new **Tab 7S Up, Tab 5S Up** and **IoT video door entry Gateways**, outstanding performance levels can be achieved.

Up to 5 different video door entry systems can be managed in complete safety, for instance, your main home, your holiday home, the office and your relatives' homes too. Calls can be forwarded to up to 10 different users. To enjoy life and get out and about freely and with peace of mind, without ever losing sight of what's going on in your space.




Multi-system

Up to 5 systems can be controlled with a single App.



Multi-user

The video entryphone forwards the call to up to 10 users.



Multi-lingual

14 language versions: Italian, English, French, German, Spanish, Greek, Hebrew, Portuguese, Russian, Arabic, Turkish, Polish, Swedish, Dutch and simplified Chinese.

Multi-system

The **View** App manages and receives notifications from 5 different systems, with both Due Fili Plus and IP technology.



View App means more functions and more control.


Very simple configuration.

In just a few steps, you can associate the View App with the video door entry functions of your system thanks to the use of intuitive wizards.



Intercom calls.

In addition to talking between two video entryphones in the same building, thanks to the View App - from each system manageable - you can also make calls to and from the associated mobile device. Immediate and direct dialogue with your home, but also with your loved ones who, if they need help, can call your smartphone directly from the video entryphone.



Opening the entrance gate.

When you're not at home, but you need to let someone onto your property, you can open the gate from your smartphone or tablet. Problem solved.



Activating auxiliary functions.

When on holiday or simply out and about, a simple tap on your smartphone or tablet will ensure your garden gets exactly the amount of water it needs, for instance; or you can open gates, garages and doors, turn on the lights in the garden or along the path.



Controlling all the cameras.

The video entryphone or smartphone and tablet give you round-the-clock control over all spaces, and you can keep an eye on things at all times. You can view the images of the cameras associated with the system or activate the video entryphone camera, without anyone ringing at the door.



Communicating is easy with **Elvox Video door entry systems.**

Seeing what goes on outside the home, recognising those who ring our doorbell, even when we are out, are all crucial operations for living a quiet life. This is why we need access to sophisticated solutions based on innovative technology and a comprehensive range that can ensure safety and user-friendliness with a system that is simple to install.

High-performance technology to multiply solutions.

IP, SIP and Due Fili Plus technologies can be easily used to create even large systems, guaranteeing the highest performance in any type of building, from small homes to large residential complexes. High-performance systems that are capable of accurately meeting all building requirements.



A wide range of different indoor stations and outdoor stations.

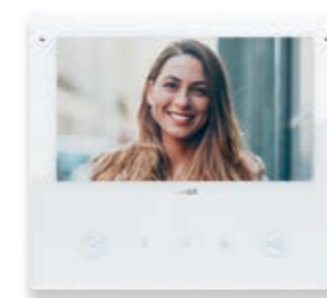
An extensive selection of video entryphones, entryphones and outdoor stations for residential and service industry facilities. The products vary in dimensions, design, structure, type of system, smart and simple functions and various modes of installation.



PIXEL



PIXEL UP



TAB 7S UP



TAB 4.3



VOXIE
HANDSET



Due Fili Plus technology, quick and flexible.



Due Fili Plus technology is used to create high-performing video door entry and door entry communication systems in all types of building, whether new builds or refurbishments, in the simplest possible way. Due Fili Plus technology guarantees faultless connections between all devices used for receiving and transmitting power, audio/video and data signals.



Up to 6400 indoor stations.

Systems can be created to manage up to a maximum of **484 outdoor stations** and up to **6,400 indoor stations**. With the **expansion interface**, you can expand the system by replicating several Due Fili Plus systems with up to **32 blocks** and **128 reception video-switchboards**.

Up to 1200 metres.

Due Fili Plus technology can be used to create extended systems, with a distance between the indoor station and outdoor station of up to **1,200 metres, without losing any audio or video signal quality**. The signal is carried along a single, small-diameter twisted-pair cable.

Simple configuration.

Programming is really simple. The installer can programme the outdoor station directly from the indoor station. Once the indoor station has been encoded, the system can even simulate an audio/video call from the outdoor station, to check whether installation was successful straight away.

Scenario activation.

The **Tab 7S Up** and **Tab 5S Up** hands-free video entryphone systems have been integrated with new functions used to **activate scenarios in the View Wireless connected system**, thanks to rapid buttons on the front and the video entryphone menu. The scenarios you previously created and configured with the **View App** are imported into the video entryphones via the Vimar cloud. The update is also available for the Tab 5S Up and Tab 7S Up video door entry systems already installed and connected to the Internet.

Remote management by smartphone and tablet.

The restyled **View App** enables remote video door entry system management via smartphone and tablet in combination with the **Tab 7S Up** and **Tab 5S Up** video door entry indoor stations. It allows you to receive a video entryphone call, see the video surveillance cameras or open your door wherever you are. What's more, it allows you to manage up to **10 mobile devices** and up to **5 different systems**.



Professionalism guaranteed.

Our professional, technologically sophisticated products are designed to guarantee superior performance and durability. Famed for their top quality, they are **guaranteed for three years**, a whole year more than the legal requirements.

Solutions for any building.

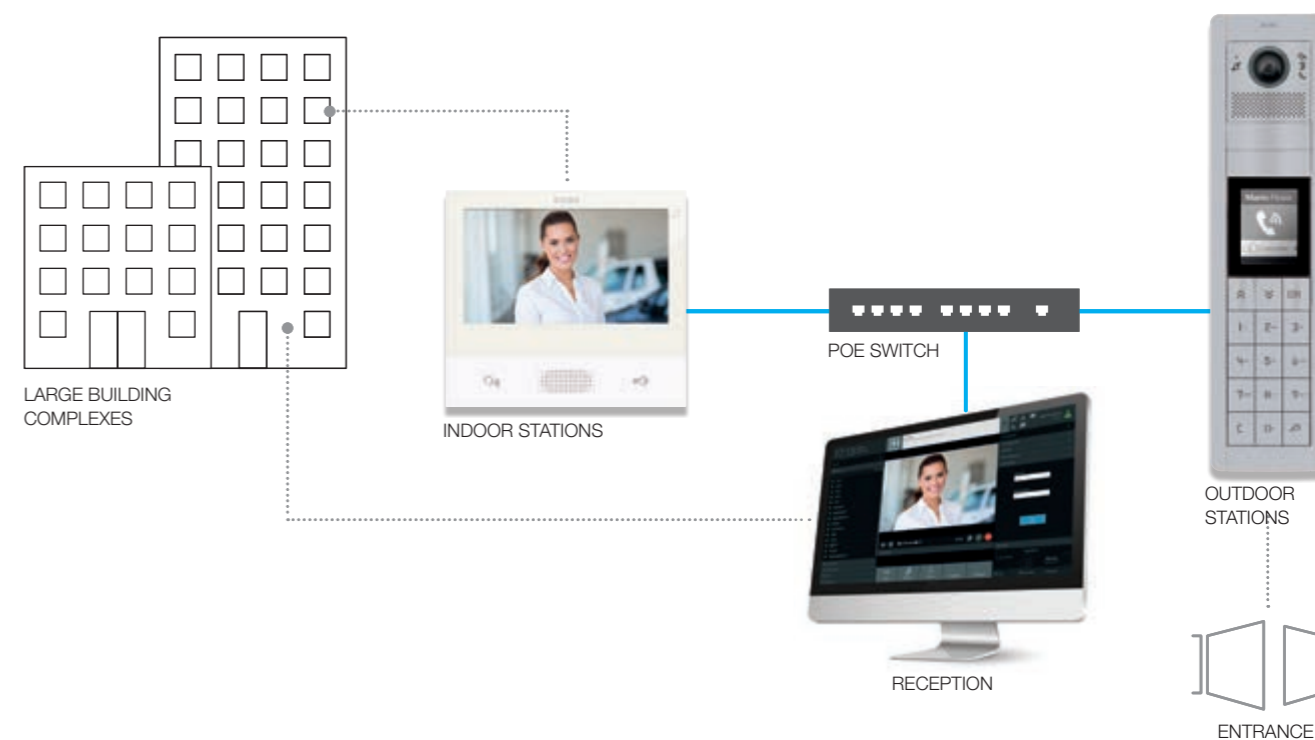
Our video door entry system solutions adapt to the most diverse application environments. Versatility and scalability, combined with sophisticated technology and ease of use make our products suitable for the smallest apartment to large shopping centres and executive compounds, through to large industrial estates.



IP Technology, a limitless system.



A system based on IP technology enables it to go beyond the limits of traditional video door entry systems: enhanced performance levels, multiple audio/video communication between indoor stations and outdoor stations and a potentially infinite number of users. All this is made completely simple, also through the use of existing LAN networks, without laying any specific wiring.



Incomparable expansion.

With IP technology, the video door entry systems can be expanded to include a large number of users. Expansion is as easy and simple as initial installation: quick and functional, also through the use of dedicated or existing shared LAN networks, where present.

Full coverage.

Performance is enhanced, and audio and video signal quality is guaranteed and protected, whatever the size of the building complex. For efficient, high-performance communication.

Simple configuration.

Self-configuring for kits, or configurable using the Video Door IP Manager software from a PC for all installations, from the simplest to the most complex, all made simple by the autodiscovery function for Elvox IP video door entry system devices. Installation is always quick and functional, supporting the needs of professionals.

Remote management by smartphone and tablet.

The restyled **View** App allows you to receive a video entryphone call, see the video surveillance cameras (if any are connected) or even open your door directly from your smartphone or tablet, wherever you are.



Guaranteed reliability.

The system data is replicated on the different devices, ensuring constant system operation. Everything is always under control efficiently and securely. Thanks to the new **IP Gateway** you can intervene remotely on the outdoor station operating parameters and manage the access control credentials.

Scalability and versatility.

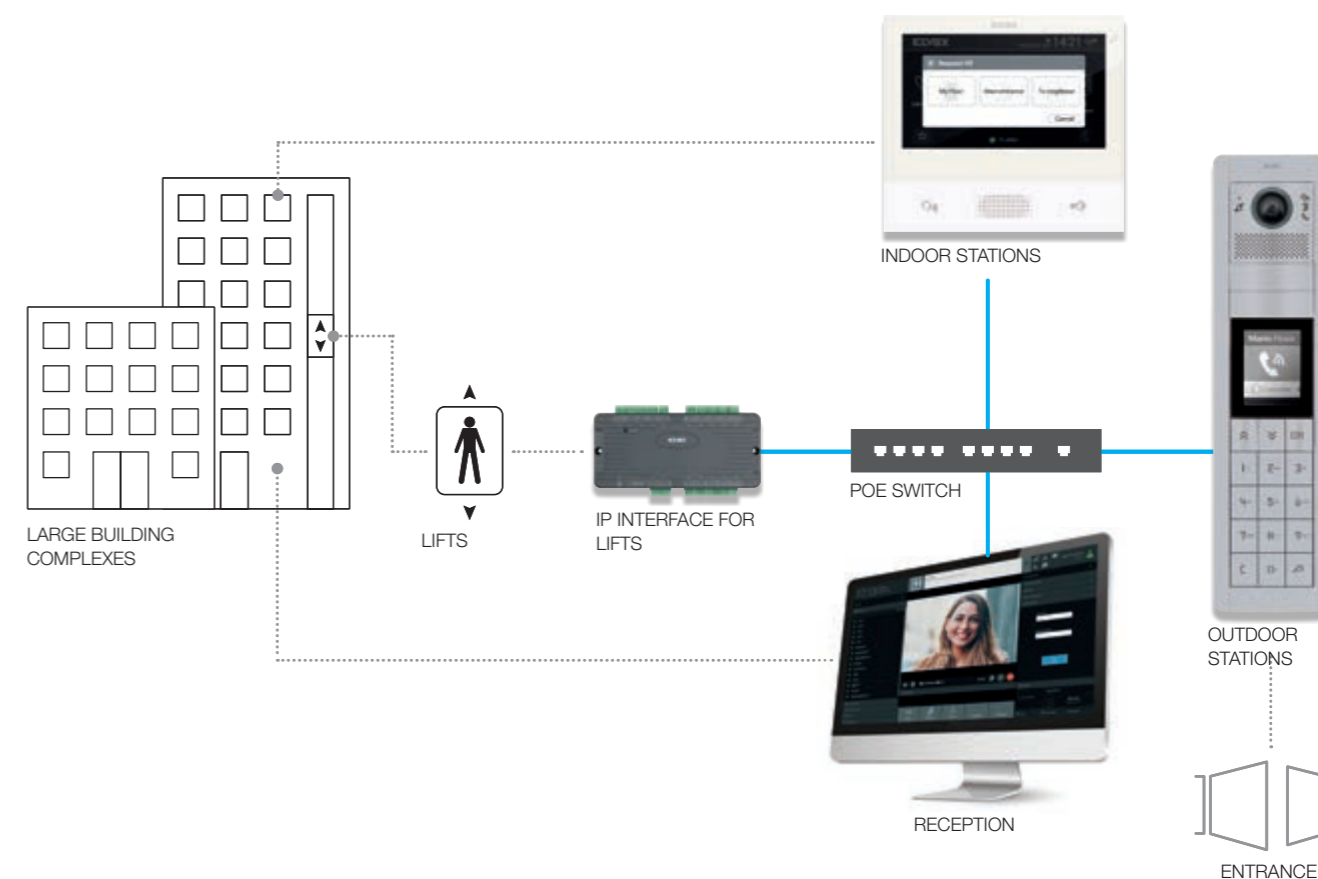
The IP video door entry system was designed to respond in the simplest way to the needs of all kinds of buildings and their growing needs.



Controlling lifts in systems with IP technology.



New lift interface for IP video door entry systems with Ethernet network infrastructure. In response to the actions of the user or reception switchboard, it allows lifts to reach the desired floors based on certain system events (e.g. door opening following a call to the apartment, access via badge or keypad code, call from indoor station or switchboard).



Applications.

The lift control interface is designed to extend the functions of the video door entry system, allowing: the lift to be called from the indoor station, access to reserved floors by way of user recognition via code or badge, “No visitor on the wrong floor” limited and controlled visitor access and lift management from reception.

Expandability.

Up to 16 interfaces can be connected in the same system, powered by the Ethernet network via PoE technology. Each interface has a matrix with 16 relays which can be controlled individually, for a total of 256 relays.

“Fire switch” safety.

The interface can be connected to the fire alarm system, to switch off when the alarm is triggered and reactivate once the alarm has been silenced, to return to its normal operation.

Simple configuration.

The interfaces are configurable using the Video Door IP Manager software from a PC for all installations, from the smallest to the most complex, all made simple by the autodiscovery function for Elvox IP video door entry system devices. Installation is always quick and functional, supporting the needs of professionals.

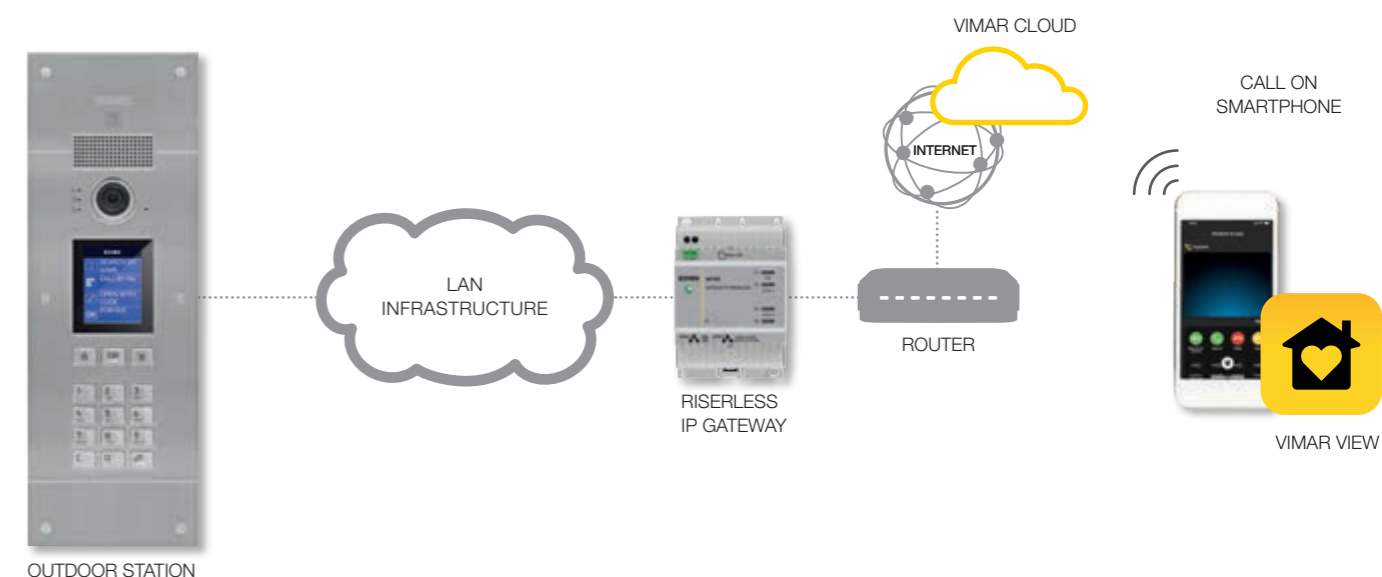
Indoor stations and reception switchboard.

The Tab 7S IP, Tab 7 IP hands-free video entryphone and the IP reception switchboard have been integrated with new menus to manage new functions for lift calls.



Riserless IP technology, with call service via Cloud.

Video door entry systems with riserless IP technology forward directly the video door entry calls from the outer unit to the smartphone by **View** app, without the need for a physical internal unit in the apartment. This is possible because a gateway and a licenses kits for audio / video calls have been installed.



Up to 1600 calls.

In the same IP system, it is possible to install up to **16 riserless IP gateways**, each gateway can manage calls **from 100 apartments** and up to **5 mobile devices** (e.g. smartphones) per apartment, which can simultaneously receive the same call.

Call licenses.

Loading the licenses into the riserless gateway, it allows the audio / video calls from outer units to mobile devices by **View** app.

User remote control with smartphone and tablet.

The **gateway** and **View** app allow the following video door entry functions from mobile devices: receive calls, activate the outer units or a CCTV camera from smartphone, activate the outer unit lock, activate auxiliary services, communicate with the porter switchboard if present, send and receive text messages from the porter.

Plant manager remote management.

The registrations and access credentials of users and apartments are managed by the system administrator through **View Vimar portal** that enables remote management of multiple systems.

Guaranteed reliability.

The system data is replicated on the different devices, ensuring constant system operation. Everything is always under control.

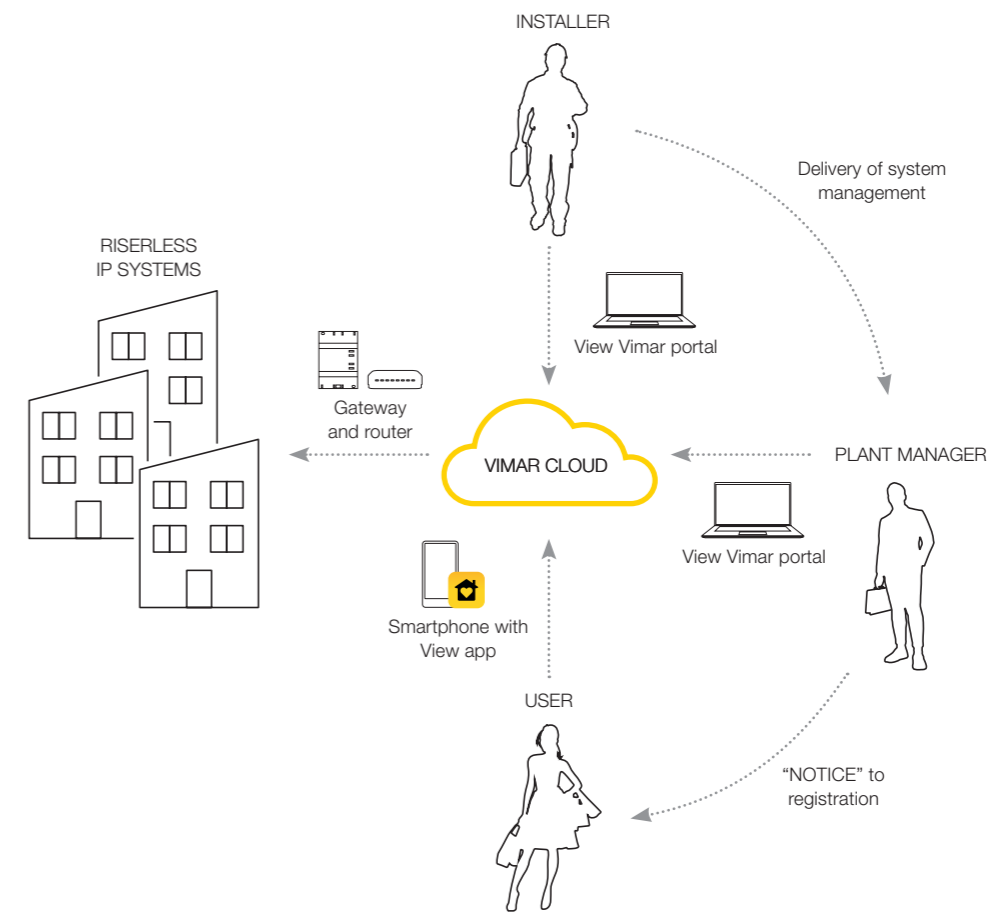
Scalability and versatility.

The IP video door entry system was designed to respond in the simplest way to the needs of all kinds of buildings: from single homes to large residential complexes.



View Vimar portal, for the management of riserless IP systems.

The management, configuration and use of riserless IP video door entry systems takes place through a new dedicated Web portal and some specific person, which interact with the system: plant manager, installer and user.



ADVANTAGES

Installer.

The installer can offer solutions to replace "old" intercom systems with smart video door systems (retrofit of multi-wire audio system), without removing the existing cables in the riser. The new cabling will be reserved only for the horizontal IP backbone between the entrance panels, IP cameras, IP input / output devices and Ethernet switches.

From the new View Vimar portal, the installer can remotely interact with the systems for maintenance and management of access permissions.

Plant manager.

The plant manager can remotely supervise multiple systems, give administration roles of single systems to other operators, manage user data, send via e-mail to users the request for registration to the system, send general messages to users, enable and disable user system credentials, manage access control credentials and manage the licenses assigned to single system.

To each license can be associated up to 5 mobile devices, which answer simultaneously to the same calls.

User.

Users with smartphones and View app can use the following video door entry functions: answer entrance panel and porter switchboard calls, activate the door lock and auxiliary services (switch on staircase lights, garden irrigation, etc.), switch on the entrance panel, view the video surveillance cameras (if connected), communicate with the porter switchboard if present, send and receive text messages from the porter.

Each user can simultaneously receive calls on 5 different mobile devices, for each member of the family.



SIP technology, Session Initiation Protocol, for a multimedia communication.



SIP (Session Initiation Protocol) is the most commonly used protocol in the VoIP telephony business market. It is used to create audio or audio-video communication sessions between one or more participants. These sessions include Internet phone calls (VoIP).



Compatibility.

The range is compatible with the products of world leaders in the VoIP telephony sector.

Installation context.

Suited for solutions in any context where there is a SIP server.

Simple configuration.

Commissioning can be done simply from any browser, connecting to the WEB server of the device, without the need for specific software.

Call scenarios.

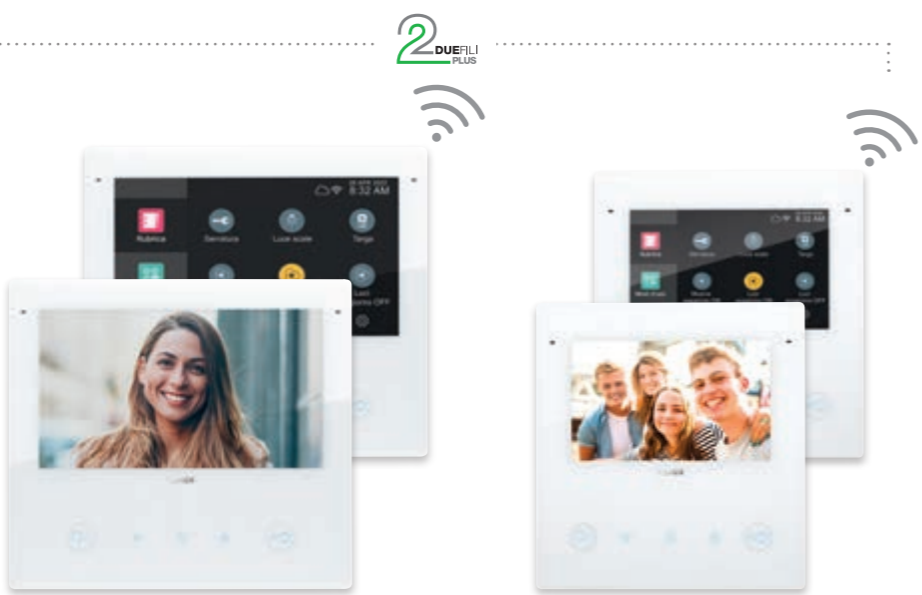
- Call to a SIP audio device.
- Call to a SIP audio/video device, with or without preview depending on the features.
- Output activation via DTMF.

Software licences.

- They enable calls from the entrance panel to one or more SIP audio devices.
- They enable calls from the entrance panel to one or more SIP audio/video devices.

Indoor stations, communicate with the outside world, by home and even remotely, in total safety.

The **indoor video door entry system** stations - hands-free or with a handset - stand alone or integrated in the By-me Plus home automation system, feature exquisite, modern, prized finishes and are thinner than traditional devices. The full range of indoor stations, both for door entry and video door entry systems, designed to elegantly adapt to the widest range of living styles. Top-quality materials, stylish silhouettes, prized finishes for functional styling and totally user-friendly operation.



Tab 7S Up and Tab 5S Up.

With integrated Wi-Fi and 7" or 5" touch display, in Due Fili Plus technology. Light, sleek and sophisticated, easy to use and programme, in constant dialogue with the View App via smartphone or remotely. Integrated with new functions allowing the activation of scenarios in the View Wireless connected system. In versions with black and white glass cover.



Tab 7S and Tab 7.

Inspired by the light weight and understated silhouettes that distinguish all the models in the Tab series. The Tab 7 video entryphone is available for IP and Due Fili Plus systems, while the Tab 7S with integrated Wi-Fi for IP systems, as well as the traditional video door entry functions, offers call repetition on your smartphone, thanks to the View App, guaranteeing total control even when you are out and about.



Tab 4.3 and Tab Free 4.3.

With 4.3" display and slim profiles. Tab Free 4.3 is designed to communicate with the outside in complete freedom while keeping your hands free and providing a generous view of the world outside your home. A compact and stylish video entryphone, with gentle silhouettes that soften the corners and extend across the entire smooth, glass-like surface.

Tab jr. and Voxie.

Entryphones with handset or hands-free. Simple, for those seeking the basic essentials both the silhouettes and in the functions, devised for those who don't need the video function and they blend in with any lifestyle.




INDOOR STATIONS

Tab 7S Up and Tab 5S Up, connected video entryphones. Ease and safe communication.

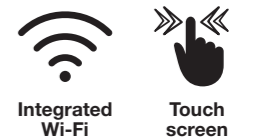
The video door entry indoor stations are renewed with two important innovations, ideal for renovation or new buildings. Functional and connected, they can be managed remotely thanks to the View app, very easy to program and install.



TAB 7S UP
7" touch display



TAB 5S UP
5" touch display



Hi!
I've just
popped out,
I'll be right
back



Slim profile.

Surface mounting or semi-flush mounting, affording minimal protrusion from the wall (13.1 mm), thanks to the dedicated mounting box for masonry and hollow walls.

Finishes: white and the new black.

Black and white glass cover, to adapt to various décors with elegance.

High resolution display.

The colour display frames a high definition image of who's ringing at your door, 1024 x 600 pixels for Tab 7S Up and 800 x 480 pixels for Tab 5S Up.

User-friendly graphic interface.

Smart menu with scrolling pages and selectable black or white background.

Capacitive keyboard.

Touch controls with intuitive icons and LED backlighting.

Optical and acoustic signalling.

Crystal-clear sound and visual feedback confirm the activation of the functions, facilitating use for the visually impaired or hearing aid wearers too.



Integrated Wi-Fi.

With Wi-Fi it is possible to manage your calls via the restyled View App.



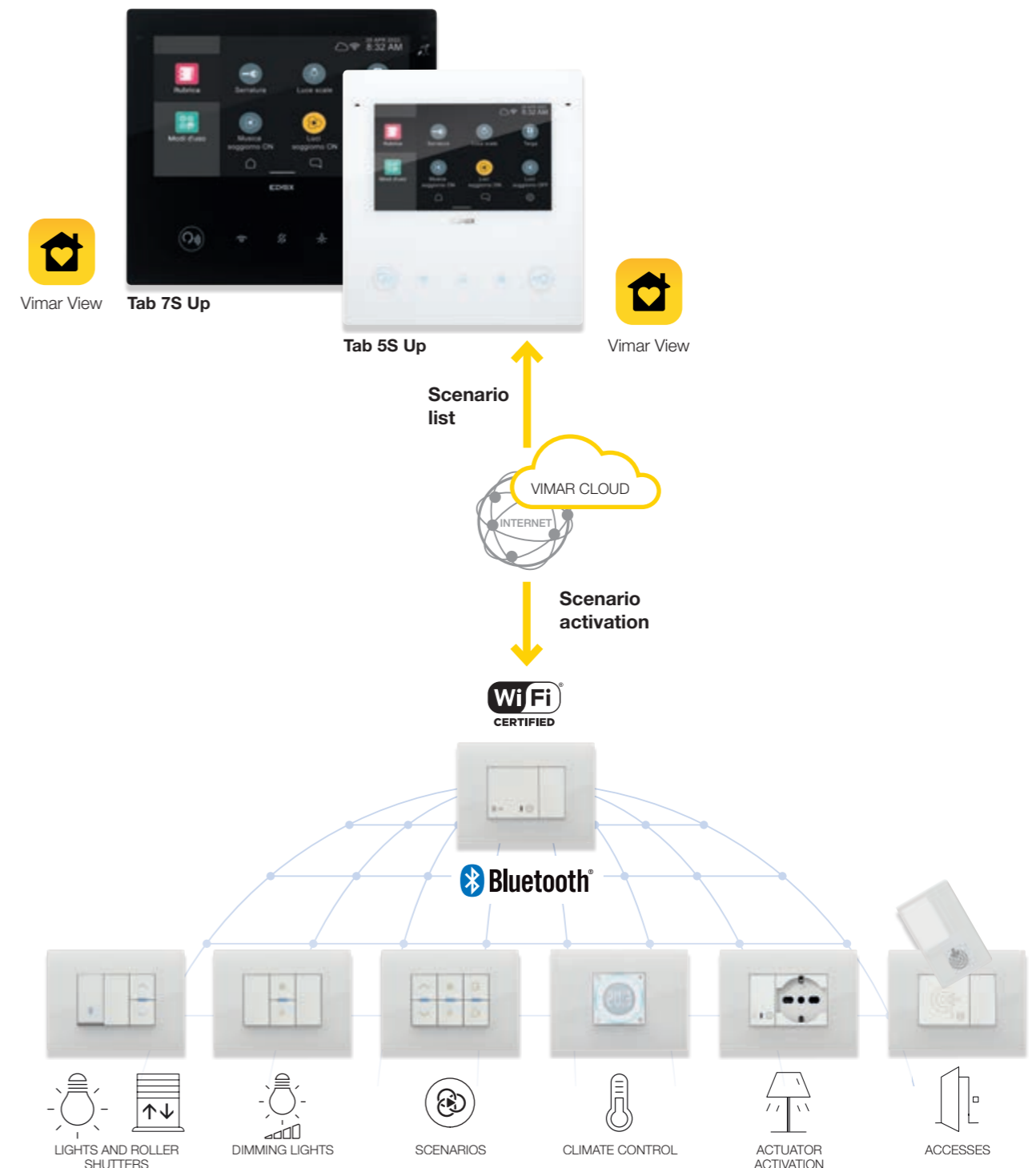


INDOOR STATIONS

Tab 7S Up and **Tab 5S Up** can also be used to activate **View Wireless scenarios**.



The **Tab 7S Up** and **Tab 5S Up hands-free video entryphone systems** have been integrated with new functions used to **activate scenarios for previously created View Wireless systems** configured with the **View** app. The update is also available for the video door entry systems **already installed** Tab 5S Up and Tab 7S Up and connected to the internet.





TAB 7S

INDOOR STATIONS

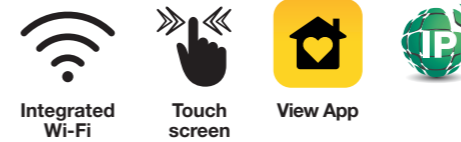
Tab 7S and Tab 7.

Light weight and understated silhouettes.

In addition to traditional video door entry functions, Tab 7S with integrated Wi-Fi and View App allows call repetition on your smartphone, ensuring total control even when you are out and about.



TAB 7S
7" touch display



Tab 7S, with integrated Wi-Fi.

Communicates instantly with smartphones and tablets via the View App. Just tap once to answer video entryphone calls from any room in the home, with complete freedom of movement: receive calls from the entrance panel, make intercom calls, release the lock, activate auxiliary services, switch on the stair lights, start the irrigation system, send and receive text messages or consult recorded messages.



TAB 7
Display da 7"



Extra high resolution 7" display.

The LCD colour display offers a magnificently large and well defined image: 7" with 800x480 pixel resolution.

Capacitive keyboard and touch controls.

Flush capacitive buttons, in keeping with the minimal design of the entire device. The Tab 7S model also offers the touch screen function: fast and sensitive, this allows the user to activate controls simply by touching the display.

No-nonsense speaker.

To achieve a sound system as clear and free of disturbance as possible, voice reproduction is always faultless.

White, glass effect.

Selected to blend in with any interior décor, used for the special "glass effect". The effect is sparkling, like glass, and creates artful suggestions of transparency.

Teleloop.

So that hearing aid wearers can also use the system; with tactile aids designed to facilitate operation of the controls by persons with impaired vision.





TAB FREE 4.3



INDOOR STATIONS

Tab Free 4.3.

Compact video entryphone with a stylish silhouette.

Tab Free 4.3 with 4.3" colour display and capacitive keyboard, is designed to communicate with the outside in complete freedom while keeping your hands free and providing a generous view of the world outside your home. A compact, stylish video entryphone supplied of many functions and signalings for the call management. The gentle silhouettes soften the corners and extend across the entire smooth, glass-like surface.

OSD scrolling menu.

The user can easily access the OSD scrolling menu from the display, to customise the video entryphone settings. The installer can also configure the advanced functions of Tab Free 4.3 on the OSD menu.

No-nonsense speaker.

Its generous dimensions stand out on the video entryphone for an audio output as clear and free of disturbance as possible, for perfect, high-quality sound.

10 different ringtones.

10 different default melodies to choose from: simply select your favourite and adjust the volume according to your requirements and the application contexts.

Professional firm function.

Setting this function in Tab Free 4.3 allows the lock to be released automatically following a call from an outdoor station.

Pan & Zoom function.

You can check the recording range of the outdoor station video camera which features the same function from the video entryphone.

Alert notification.

The video entryphone can be used to configure one of the hotkeys on the front so that, when activated, users can send priority requests for support to the porter's lodge.

Accessibility.

Equipped with a teleloop, a solution that also allows hearing aid wearers to use the system and they have tactile aids to facilitate operation of the controls by persons with impaired vision.



INDOOR STATIONS

Tab 4.3 and **Tab jr.** with handset.
Simplicity at your hands.

With handset, Tab 4.3 with 4.3" display and Tab jr., solutions for every needs. The simplicity of these devices does not condition their purposes because they are equipped of all the video and intercom functions are needed.



TAB 4.3

TAB JR.



Tab 4.3 - Colour LCD display.

The world outside the walls of your home has never been so bright and beautiful. The high-performance colour display that offers a perfect picture of the person at the door.

Tab 4.3 and Tab jr. - Capacitive keyboard.

Keys and controls flush with the surface with backlighting and differential reactivity to avoid accidental activation. The keys grant access to the primary video door entry functions: answering a call, opening the lock, self-start, ringtone mute, auxiliary service activation. Moreover, the answer call and open lock keys are easily recognisable even by the visually impaired.

Tab 4.3 and Tab jr. - Optical and audible signalling.

Crystal-clear sound and visual feedback confirm the activation of the functions, facilitating use for the visually impaired or hearing aid wearers too.

Tab 4.3 and Tab jr. - Accessibility.

Equipped with a teleloop, a solution that also allows hearing aid wearers to use the system and they have tactile aids to facilitate operation of the controls by persons with impaired vision.

Tab 4.3 and Tab jr. - No-nonsense speaker.

Its generous dimensions stand out on the video entryphone for an audio output as clear and free of disturbance as possible, for perfect, high-quality sound.

Tab 4.3 and Tab jr. - 10 different ringtones.

10 different default melodies to choose from: simply select your favourite and adjust the volume according to your requirements and the application contexts.

Tab 4.3 and Tab jr. - Alert notification.

It is possible connecting an external push button to send an assistance request as a priority to the concierge stations.

Tab 4.3 - Pan & Zoom function.

You can check the recording range of the outdoor station video camera which features the same function from the video entryphone.





INDOOR STATIONS

Voxie.

The new line of entryphones.

The Voxie entryphones blend in seamlessly with any architectural context. Simple shapes, slim silhouettes, ergonomic controls and with an elegant matt white finish. For those looking for a striking yet simple appearance and full functionality, which can easily be activated from the push buttons on the device. From adjusting the ringtones and the volume, to the door release button; the alarm indicator and the controls which can be programmed to suit individual requirements. There is even the possibility to make intercom calls if the building has more than one indoor station, such as in service industry facilities like offices, hospitals or production departments in a factory.



Voxie hands-free.

Is available for surface mounting with 7 push buttons and teleloop function



Voxie handset.

Is available for surface mounting with 2 push buttons (also in a version with teleloop) or 6 push buttons. To choose the functions to suit your individual requirements.

4 programmable push buttons to suit individual daily requirements.

Auxiliary function activation push button, such as switching on the light in the entrance hall.

Lock release command sending.

Thanks to the white signalling LED, in the Voxie Hands-free, if a sensor has been installed at the gate or at the main door, the door open is signalled.

Hands-free Push button.

To start and end the conversation, with white LED signalling that the conversation is under way.

Automatic answer.

Where activated, this function allows you to talk to the caller automatically without touching the entryphone.

One-way public paging.

The Paging function allows a group of indoor stations to ring and to make a one-way public paging on the speaker of the Voxie hands-free entryphone.

Audio volume and ringtone adjustment functions, also adjustable during a conversation.

Programmable melodies that can be differentiated for calls from an outdoor station, landing calls and intercom calls, depending on the models.

Alarm condition signalling, thanks to the red LED.

Outdoor stations, communicating is easy, effective and safe. As well as stylish.

The **entrance panels** are available in various dimensions and can be mounted in various ways, but they all have one thing in common:

an elegant and sophisticated design in keeping with the most demanding architectural requirements.

Surface mounting or flush mounting entrance panels, monobloc, modular or special flush with the wall. Their design can differ to accommodate any installation requirements, to blend in seamlessly with the building's existing style.



Pixel and Pixel Heavy.

Just 10 cm wide, affording simple installation in compact spaces. In audio/video or audio only versions, Pixel and Pixel heavy are characterised by their extensive modularity which provides complete customisation, combining different types of push buttons and a 3.5" colour LCD display.



Pixel Up.

Entrance panel with front cover plate made of 316 stainless steel with brushed finish, distinguished by a linear design and by a reduced protrusion from the wall, of just 3 mm. With alphanumeric keyboard, with stainless steel buttons and colour display with polycarbonate protective glass, with IP54 degree of protection and IK08 impact resistance.



Steely.

Boasting a design that is trendy, linear and simple. It is the perfect solution for innovative environments complementing a comprehensive range of stylistic requirements, building types and functional needs. Steely by name, steel by nature. A simple, hard-wearing material that characterises the DNA of the entrance panel and complements its contemporary, modern and technological style.



Patavium.

Sinuous curves, beauty and sophistication, ideal for refined environments as it adapts to suit all types of architectures, particularly historical buildings. In brass with an elegant satin finish, also available on request in a polished version to enhance and endow every space with its very own personal form of expression.



Series 1200 and 1300.

With soft and modern silhouettes and a scratch-resistant finish, suitable for any domestic context. Series 1200, in stainless steel with embossed surface and series 1300, in electro-polished anodised aluminium.



IP54 **IK08**

Pixel
In aluminium with various finishes:
grey, slate grey, anodised grey and white.

IP54 **IK10**

Pixel Heavy
Sable grey finish.



Grey



Slate grey



Anodised grey



White



Sable grey

OUTDOOR STATIONS

Pixel e Pixel Heavy. Beauty and strength.



Modular entrance panels with a slim, modern design, Pixel in aluminium with four colour variants: grey, white, slate grey and anodised grey, and Pixel Heavy in zamak, with a single special sable grey finish, which offers greater weather and impact resistance, with degree of protection IK09, IK10 and IP54, constitute a timeless entrance panel. Affording extensive modular design possibilities and freedom of composition, Pixel can be ordered specifically as you want it, responding perfectly to actual installation needs.

Video camera with wide-angle lens.

The audio/video module has a video camera with a wide-angle lens and high-definition recording. A zoom function can also be set from the indoor stations, where multiple recording windows can also be browsed.

High sensitivity and automatic lighting control.

The sensor sensitivity recognises guests even in poor lighting. The luminous intensity of the lighting LEDs is automatically adjusted according to the surrounding luminous intensity.

Up to 4 push buttons in a single module.

The audio or audio/video module, which is the heart of the panel, comes with 4 push buttons in two rows for installation in small residential contexts.

Push buttons with LED backlighting.

The call buttons have LED backlighting with white LEDs for maximum readability of names. Backlighting and the intensity setting is controlled by the integrated dusk/dawn sensor.

Visual call signalling.

An LED on the front indicates calls in progress and any active communications, whether the lock control is enabled, or a missed call if the line is busy.

Echo canceller and noise reduction.

Echo Canceller means you can have a natural, two-way conversation, automatically avoiding annoying audio feedback (Larsen effect). You will hear loud and clear thanks to the Noise Reduction function.

Hard of hearing function and speech synthesis for visually impaired users.

The hard-of-hearing function allows hearing aid wearers to listen to the conversations directly in the hearing aid; the voice synthesis allows the blind and poor-signed to listen to a specially recorded vocal message reproduced by the entrance plate for each command.

Automatic gain control.

Sound levels are always outstanding thanks to automatic gain control (AGC) and voice activity detection (VAD).

Impact resistance and degree of protection.

Pixel is an aluminium panel affording a high degree of protection against atmospheric agents (IP54) and against impacts (IK08). Pixel Heavy in zamak is even more resistant, with IK09 and IK10 ratings.

Functional, ultra-slim design.

Being just 100 mm wide and protruding from the wall by just 14 mm (Pixel) or 18.5 mm (Pixel Heavy), the panel's small, shape-enhancing dimensions enable it to be mounted on metal pillars, making it the ideal solution for confined spaces.

Flexible, modular development, from 1 to 84 calls.

Pixel and Pixel Heavy can be used to create various combinations according to need, starting from 1, 2 and 3 modules vertically and up to 3 rows horizontally, for a composition of 9 modules and allowing up to 84 calls with rocker buttons.

Modular design.

Owing to the availability of different-sized push buttons, Pixel can be composed freely to accommodate specific installation requirements.



Double axial button
(one call)

Single axial button
(two calls)

Double row single
rocker button
(four calls)

OUTDOOR STATIONS

Pixel and Pixel Heavy.
Absolute modularity.



Installation to suit your needs.

Rapid front access to the audio/video unit and other expansion modules for routine maintenance without having to remove the panel completely from its mounting frame.

LCD colour display and contacts list with up to 6400 names.

With its 3.5" LCD colour display—the largest in the modular segment—and user-friendly navigation menu, it can manage up to 6400 names. Calls can be made by scrolling the contacts list or entering the required number. And with an 80° horizontal viewing angle, information can easily be read on the display even in direct sunlight.



Expansion modules.

Pixel is a dynamic solution, as it allows you to create all the compositions you need, using additional modules and combining audio or audio/video electronic units. Every panel can hold up to 5 button modules in a single row and 10 in a double row, complete with alphanumeric keyboard, display with electronic contacts list, or backlit name plate, biometric sensor or transponder.

Flush-mounting in series or surface mounting with rain-proof frame.

Pixel panels can be either flush mounting or surface mounting. In both cases, they guarantee great functional performance. For mounting in series, the flush mounting boxes are fitted with a spacer that secures them tightly together. In Pixel entrance panels, it works like a cable outlet because the void, watertight interior guarantees total protection for the wiring. Furthermore, a cardboard antimortar cover protects them during installation. Flush mounting can be completed by adding the rain-proof frame which is incorporated into the surface mounting boxes.



Flush mounting boxes for Pixel panels



Flush mounting boxes for Pixel Heavy entrance panels

For installation with universal adaptors.

Universal adaptors are designed to mount Pixel and Pixel Heavy modular panels to replace and renovate an existing entryphone or video entryphone system. Being universal, these adaptors are totally compatible with the most widely available flush mounting boxes on the market.



Rain-proof frame





OUTDOOR STATIONS
Pixel Up.
 Slim and strong.



Pixel Up is the entrance panel with front cover plate made of 316 stainless steel with brushed finish, with thin thickness and distinguished by a linear design and by a reduced protrusion from the wall, of just 3 mm. Available in the version with alphanumeric keyboard, stainless steel buttons and colour display protected by 5 mm thick polycarbonate glass, it has protection degree IP54 and protection degree IK08 for impact resistance. For flush mounting, the entrance panel is supplied with a stainless steel box, to which the cover plate is fixed using special anti-tamper screws.

Wide-angle camera.
 Camera with high-definition wide-angle lens. Recording range can be controlled directly from the indoor station using the pan&zoom function.

Sensor: high-sensitivity and HDR.
 The high sensitivity of the sensor allows you to see even in areas with low brightness. The High Dynamic Range (HDR) technology in fact allows you to identify the caller even in poorly lit areas.

Accessibility.
 The display features high-contrast colours to facilitate name identification and improve reading. The device uses large-sized characters and symbols, so it can also be used by the visually impaired.

Backlit keyboard.
 Backlit stainless steel keys with Braille codes featuring multitap function for rapid name search.

Automatic brightness setting.
 The intensity of the LEDs used for lighting the video camera is self-adjusting according to the environmental light, to ensure optimal visibility of the caller and the surrounding area.

High performance 3.5" display.
 Wide viewing angle and backlighting that allow easy reading of information even in bright light. 5 mm thick polycarbonate screen protector.

Composition.
 The 405x145 mm cover plate is fixed to the mounting box (382.1x124.1x60 mm) with special steel anti-tamper 6 screws. It can also be surface mounted using the dedicated box with rain-proof frame.

Automatic gain control.
 Thanks to automatic gain control (AGC), sound levels are optimised irrespective of the distance and tone of the speaker, of the devices called and of the complexity of the system. There is no need to adjust the gain.

Noise reduction and VAD.
 You will hear loud and clear thanks to the noise reduction function and voice activity detection (VAD).

Echo canceller.
 The echo cancellation algorithm means you can have natural, two-way conversations, automatically avoiding annoying audio feedback or whistling (Larsen effect), without having to adjust the microphone and speaker during installation.

Optical signalling.
 The entrance panel operations are signalled by graphic icons on the display and by the LEDs on the front of the cover plate, which show the call under way, the line busy, the conversation and the lock opening.

Contacts list with up to 6400 names.
 Thanks to a user-friendly navigation menu, the entrance panel can manage up to 6,400 names. Calls can be made by scrolling the contacts list or entering the required number.

Integrated teleloop.
 Thanks to this technology, T-coil hearing aid wearer, can listen to conversations directly in their hearing aid.

Voice synthesis.
 Entrance panel use by the visually impaired is facilitated, thanks to voice messages that guide the user step by step.


Pixel Up
 In 316 stainless steel with various finishes:
 stainless steel, black metal, champagne, copper and black painted.



Wide-angle camera.



Sensor: high-sensitivity and HDR.



OUTDOOR STATIONS

Steely and Patavium.

One design for every style.

Two video door entry entrance panels, which differ in shape, finish and material, yet which have one thing in common: sophisticated design, in keeping with the highest architectural expectations. These are the assumptions on which the new Patavium is based, combining the charming appeal of brass with rounded, elegant and timeless silhouettes, and Steely, in steel, modern and linear. Perfect for interpreting all styling and functional requirements.

Steely: modern appeal and impeccable styling.

Trendy, linear and simple. Three characteristics which - when combined with technological innovation - make Steely the perfect complementary feature for any building, accommodating all functional needs.

Made of steel, a simple, hard-wearing material that characterises the DNA of the Steely entrance panel and complements its contemporary, modern and technological style.

Patavium: everlasting appeal.

Golden reflections emphasise the sinuous curves for an ever trendy concept of beauty and sophistication. The brass used and the timeless design make it ideal in prestigious settings or combined with historical buildings.

In brass with an elegant satin finish, on request Patavium is also available in a polished version to enhance and endow every space with its very own personal form of expression.



Camera with manual vertical and horizontal tilt functions.

Lighting of recording area with white LED light.

Full duplex communication.

The internal and external volume, and the sound balance can be adjusted to obtain an optimum conversation volume.



Fully modular. Patavium and Steely can also be combined to suit individual requirements, placing the cover plates side-by-side horizontally, even vertically for Steely.



OUTDOOR STATIONS

1200 and 1300 series.
Modular and versatile.

Video door entry entrance panels, with common features yet with different materials, Series 1200 in stainless steel and series 1300 in anodised aluminium. In audio and audio/video version, to be completed with electronic units, to arrange multiple combinations and adapt to any lifestyle to perfection.

Series 1200 and 1300 can be composed as desired, choosing between the audio unit and the audio/video unit, expansion modules with push button modules, display and alphanumeric keyboard. In the series 1300 cover plates, the blank modules can be replaced with traditional push buttons and vice-versa, so you can compose your keyboard to your liking.



Series 1200: high performance and versatility.





Fine finishes, high-performing yet concurrently user-friendly technology. Series 1200 can be flush mounted or surface mounted and is also available in a reinforced version, in sable grey satin-finish paint, which is particularly weather-resistant and offers a IK10 degree of protection against impacts.

Series 1300: built to suit your needs.

Soft design with scratch-resistant finish. Made from 1.8 mm thick electro-polished anodised aluminium. Designed both for flush mounting and for surface mounting with a rain-proof frame.

Index

Elvox Door entry

Quick guide to the right system solution and installations examples		48
Due Fili Plus technology		90
IP technology		110
SIP technology		113
Sound System technology		116
Kits		122

Quick guide to the right system solution



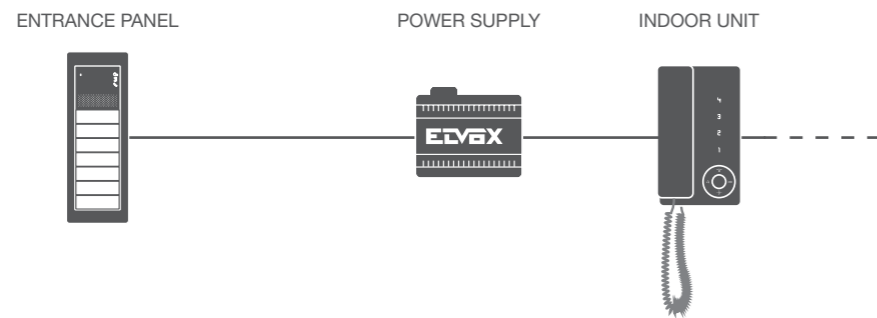
For renewing an existing or creating a new system it is necessary to define the type of system, to identify the various components required.

Audio-only system (Due Fili Plus).

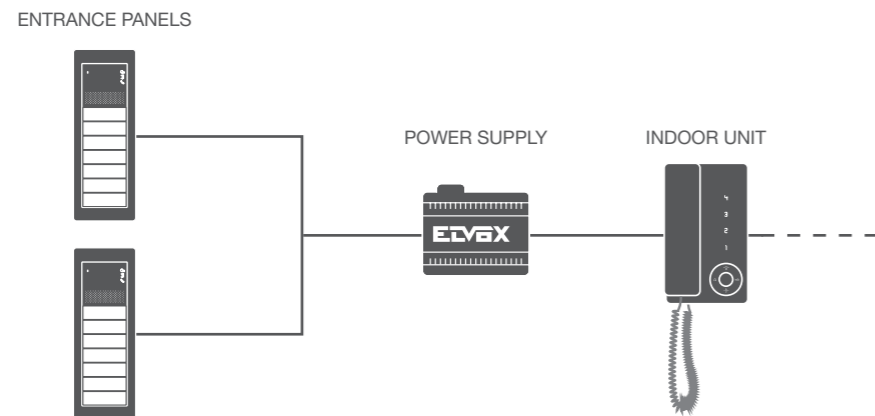
Basic system components:

- Entrance panel.
- Power supply and indoor unit (audio).
- In "audio-only" system, the wiring of the devices (entrance panel, indoor unit, power supply unit, etc.) is linear (in-out) or star-wiring.

With single entrance panel.



With multiple entrance panels.



Quick guide to the right system solution



Mixed systems (Due Fili Plus).

Basic system components:

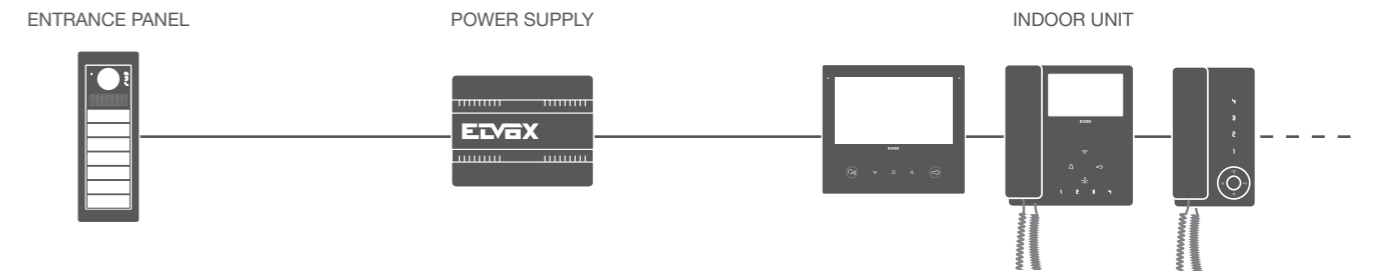
- Entrance panel.
- Power supply and indoor units (audio + video).
- Linear wiring (in-out, no additional device needed).

In mixed systems (audio+video), for solutions with multiple audio and video external units, the concentrator is required.

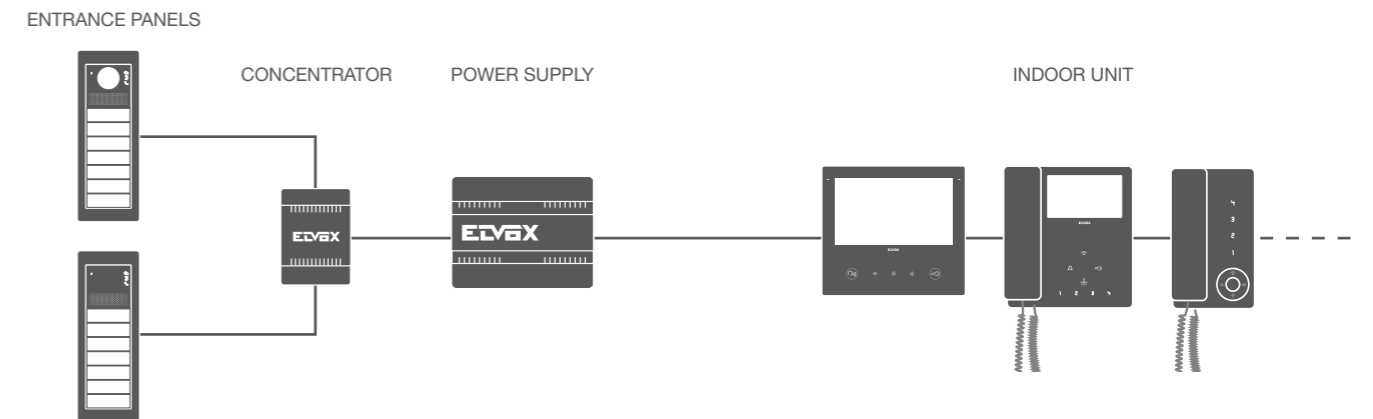
In the case of indoor units, on the other hand, installations may use:

- Linear wiring (in-out, no additional device needed).
- Concentrator (combines multiple inputs).
- Wiring with floor distributor, allowing 4 outputs to be taken off the riser.

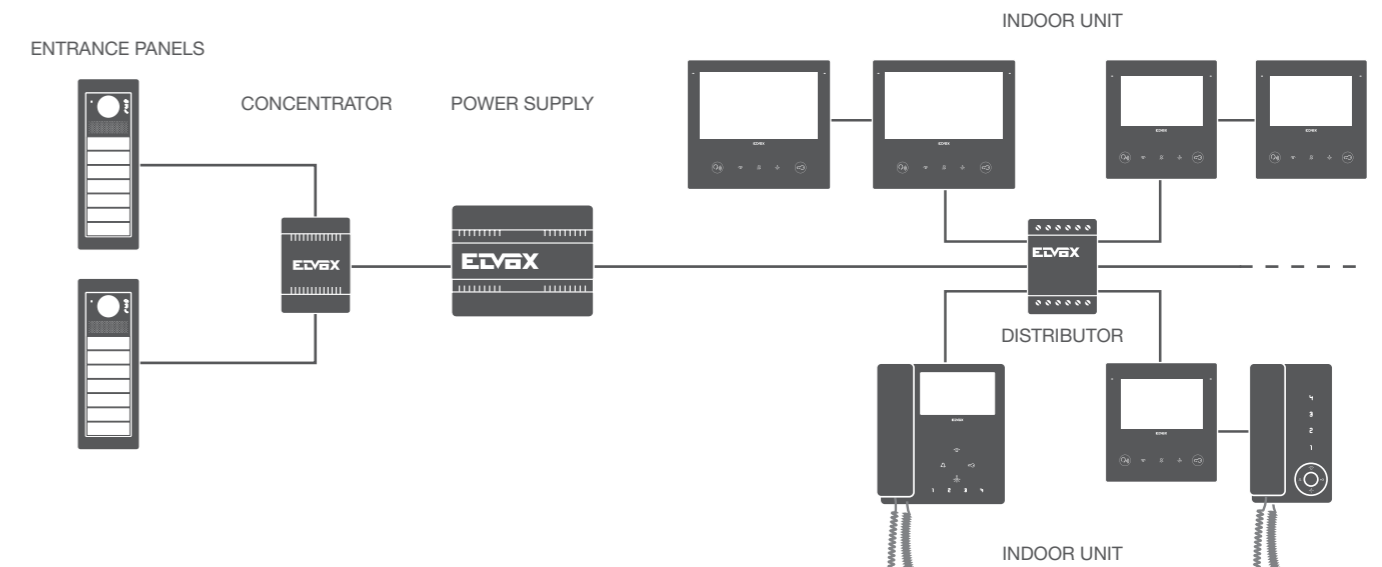
With single entrance panel.



With more than one entrance panel and in-out wiring.



With more than one entrance panel and floor distributor.



Due Fili Plus - Examples of standard systems



When set up a new systems or updating existing systems, the system type must be defined in order to identify the various components required. The components for each type of system can be fitted within certain distances, as follows:

- system components:
 - maximum distance between the indoor unit and the furthest entrance panel;
 - maximum distance between the entrance panel and the power supply;
- type and length of the cable.

The diagrams below show various system types, each indicating the relevant thresholds to be observed.

Type of cable

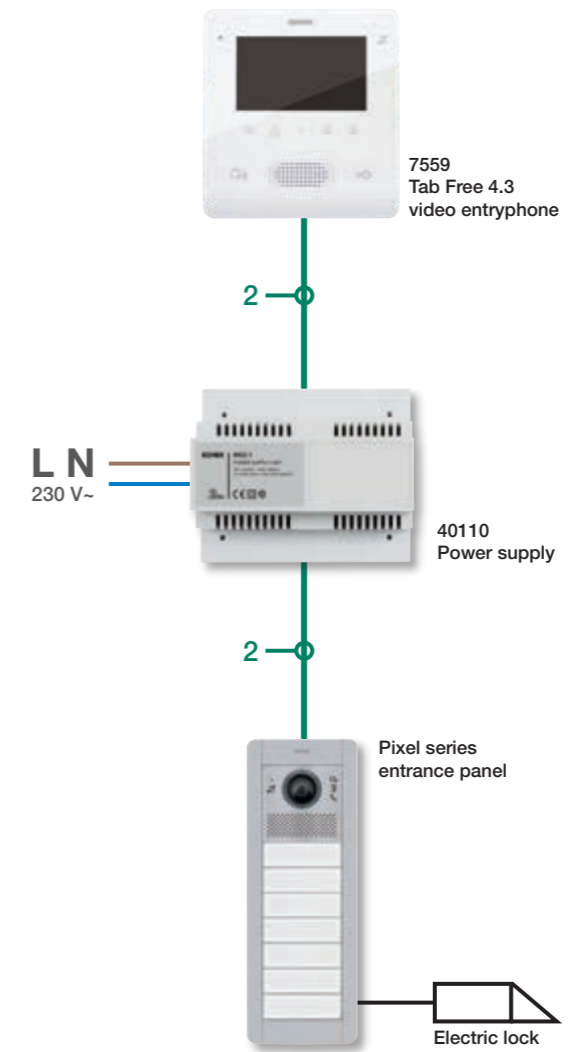
CABLE	ARTICLE	UNDERGROUND	AUDIO SYSTEMS	MIXED SYSTEMS
Elvox - section 1 mm ²	732I.E.100, 732I.E.500	Yes	Recommended	Recommended
Elvox - section 1 mm ²	732H.E.100, 732H.E.500	No	Recommended	Recommended
Cat.5/6		No	Yes	Yes
Twisted phone 0.28 mm ²		No	Yes	Yes
Single > 0.2 mm ² *		No	Yes	Yes

* also refers to cables for alarm systems

Due Fili Plus - Examples of standard systems

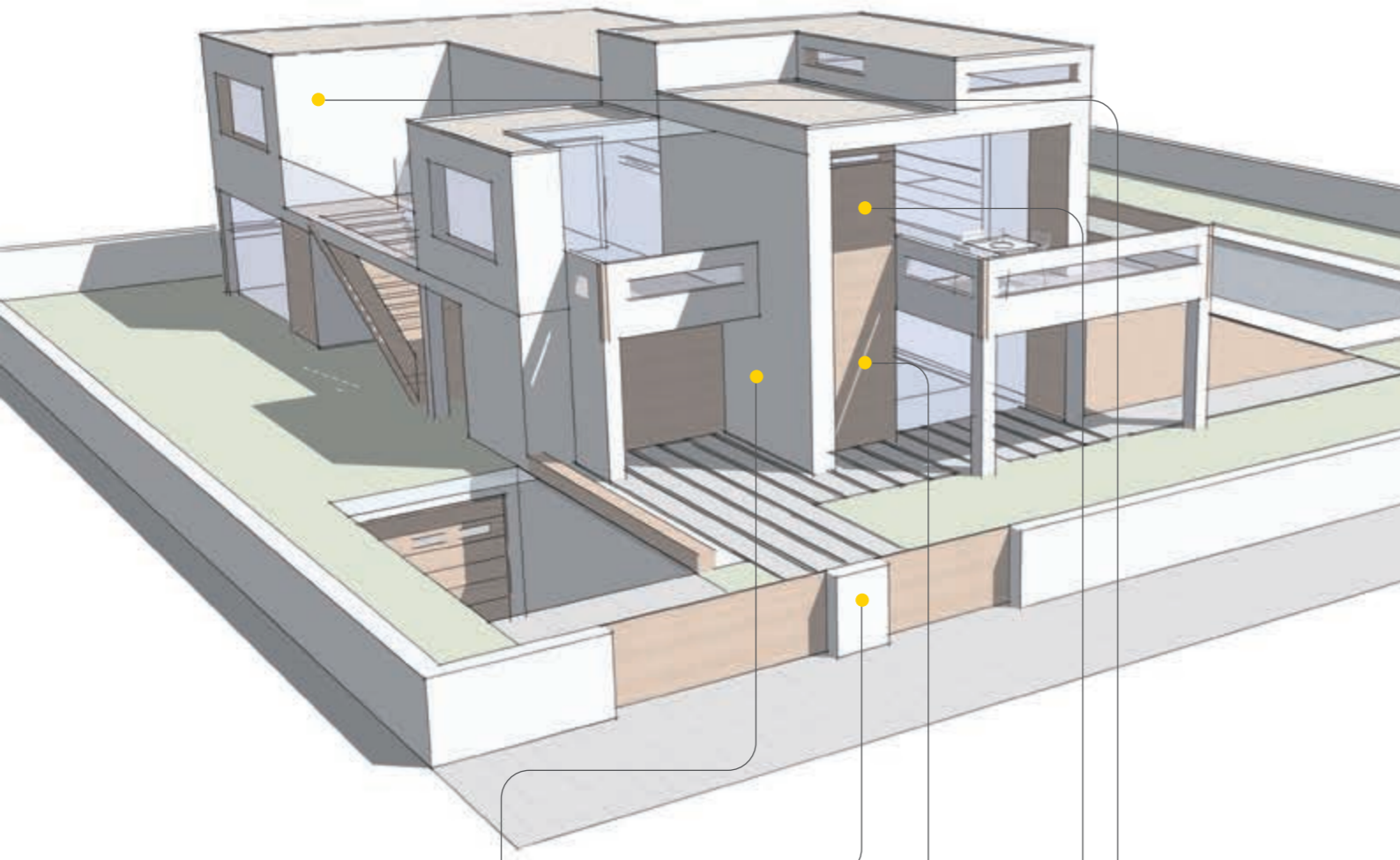


Basic video door entry system.




Note: for further information (cables, distance between devices, configuration, etc.), refer to the Due Fili Plus video door entry system technical book available on the web site.

Villa with video door entry system.



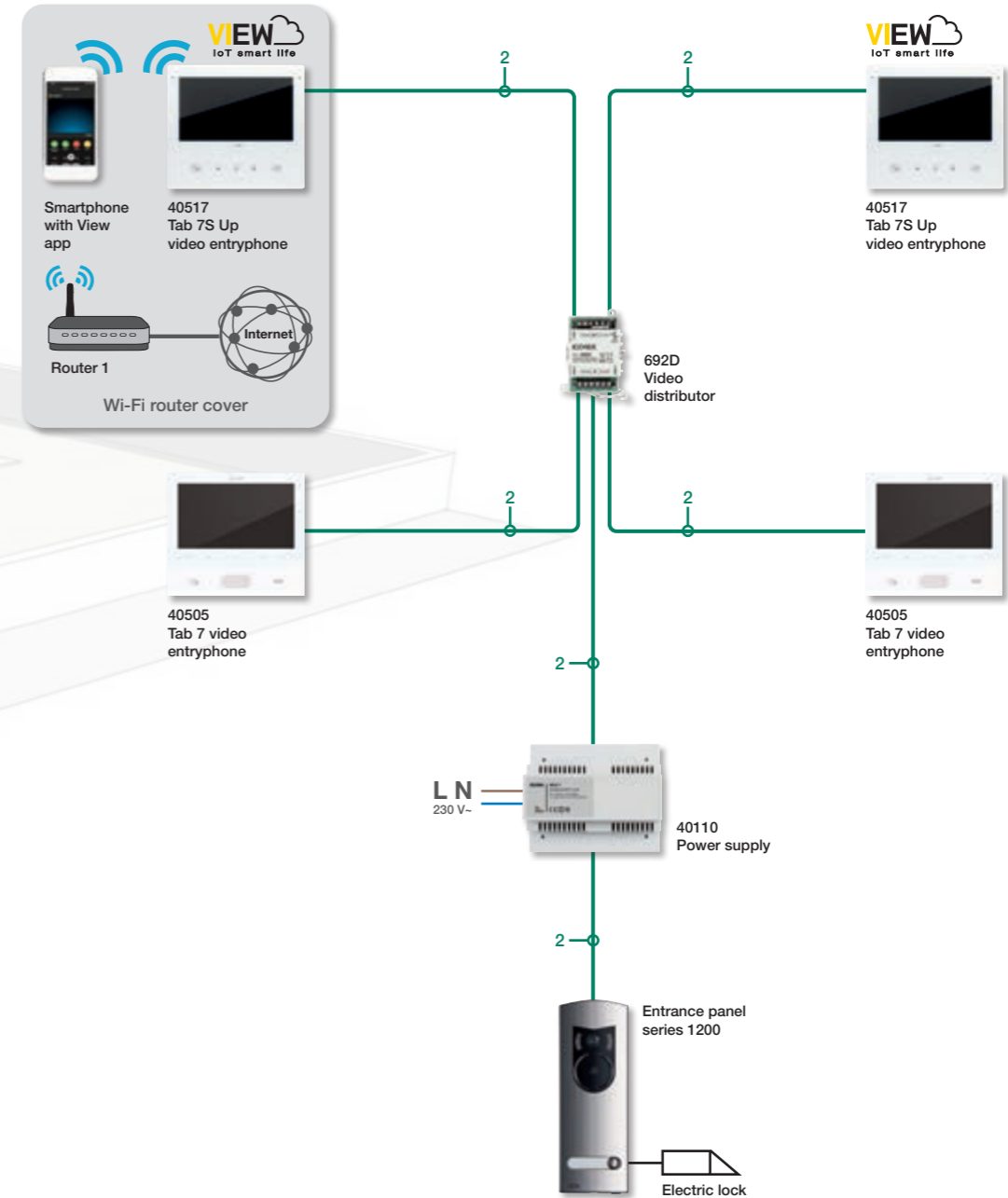
Entrance panel series 1200



Power supply

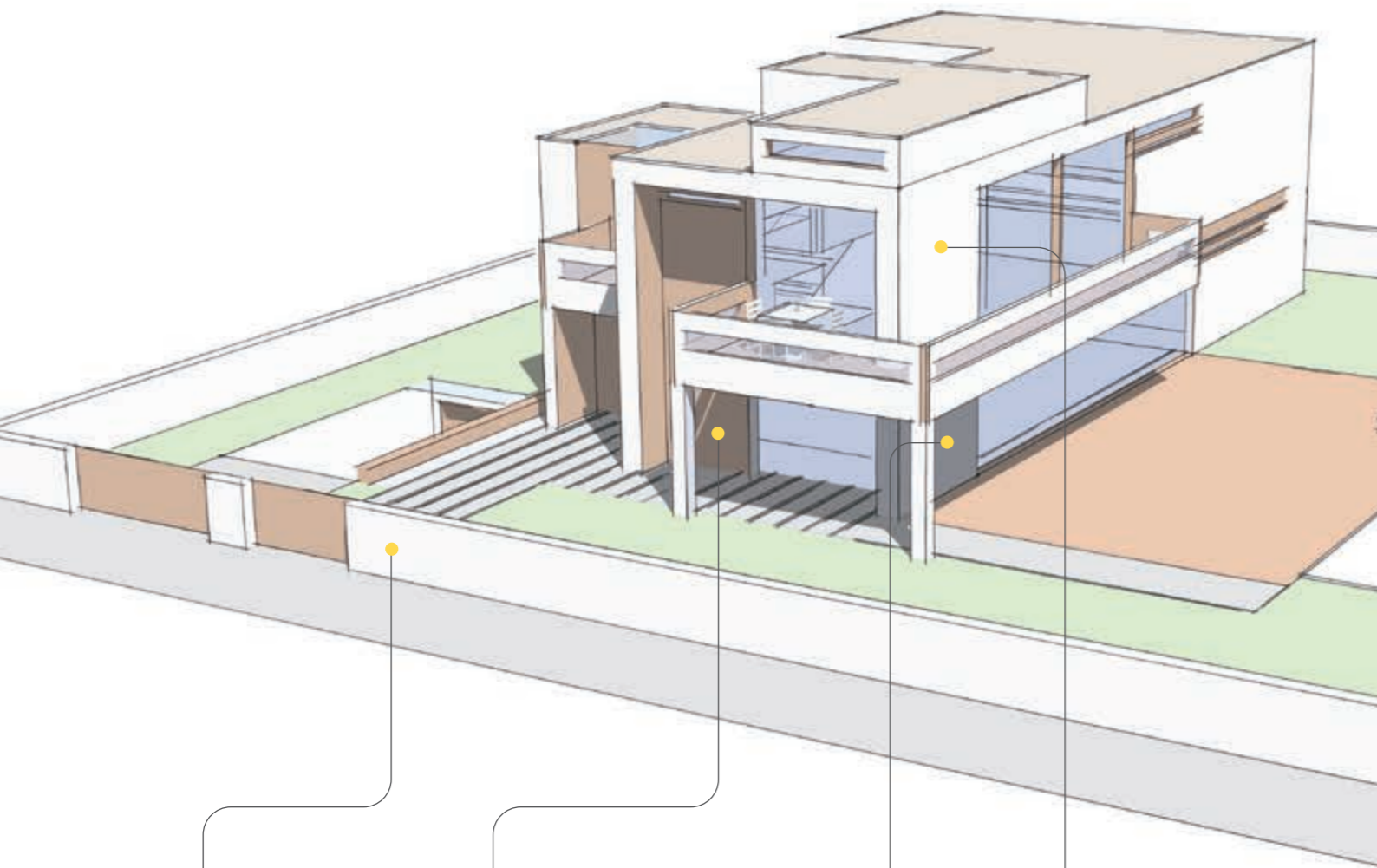


Tab 7S Up and Tab 7 video entryphone




Note: for further information (cables, distance between devices, configuration, etc.), refer to the Due Fili Plus video door entry system technical book available on the web site.

Villa with video door entry system and extended cable runs, through the cable riser amplifier.



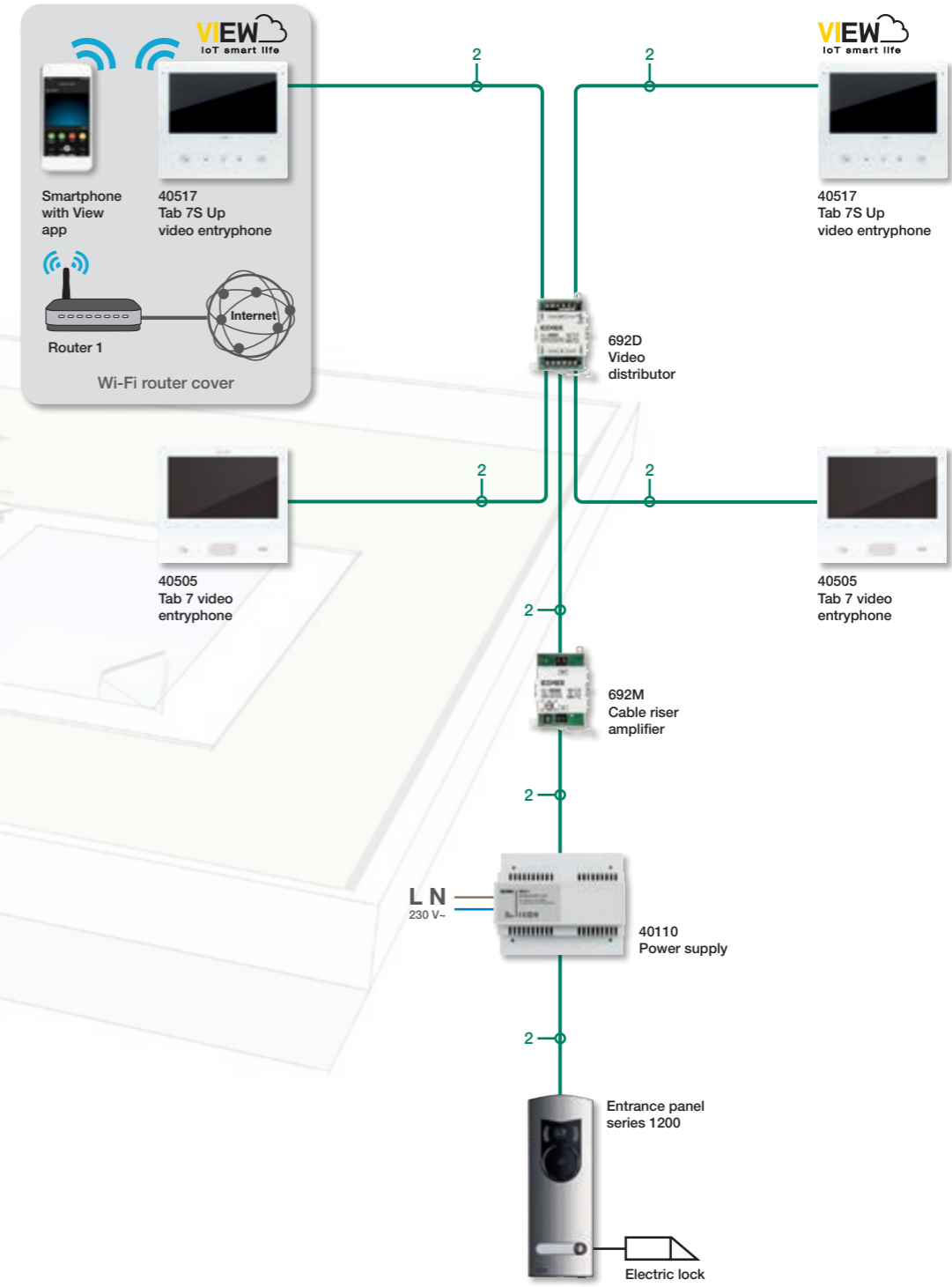
Entrance panel series 1200



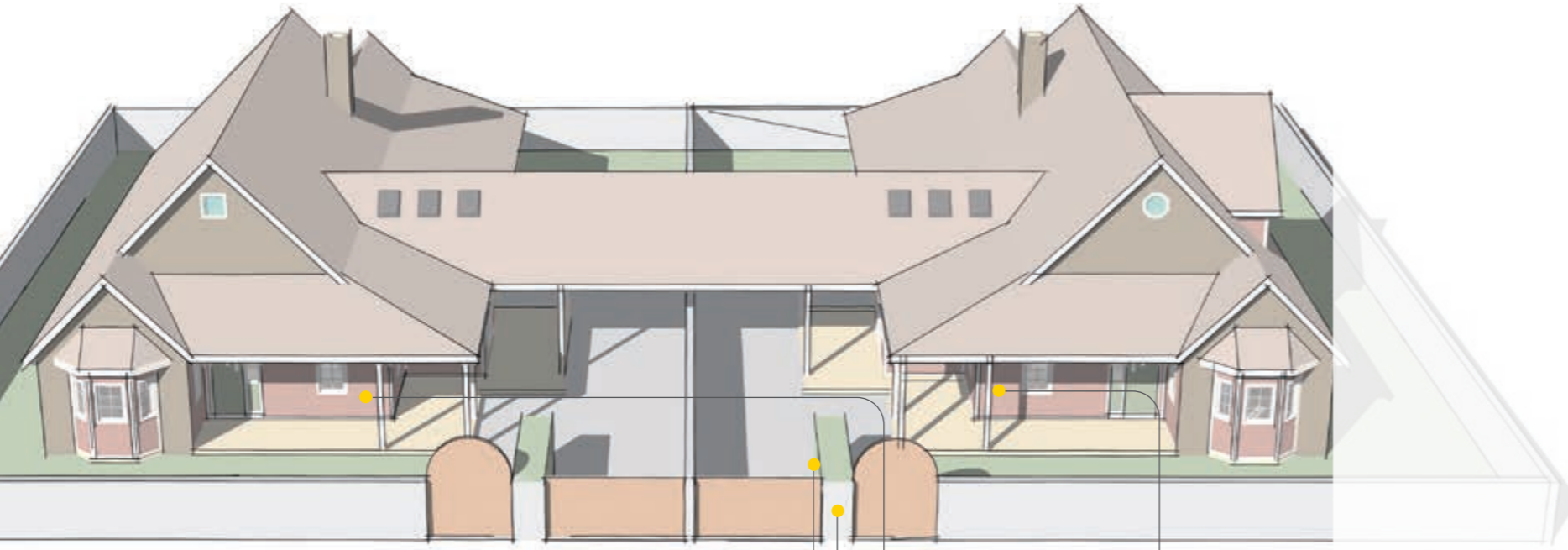
Power supply




Tab 7S Up and Tab 7 video entryphone



Note: for further information (cables, distance between devices, configuration, etc.), refer to the Due Fili Plus video door entry system technical book available on the web site.



Pixel series entrance panel



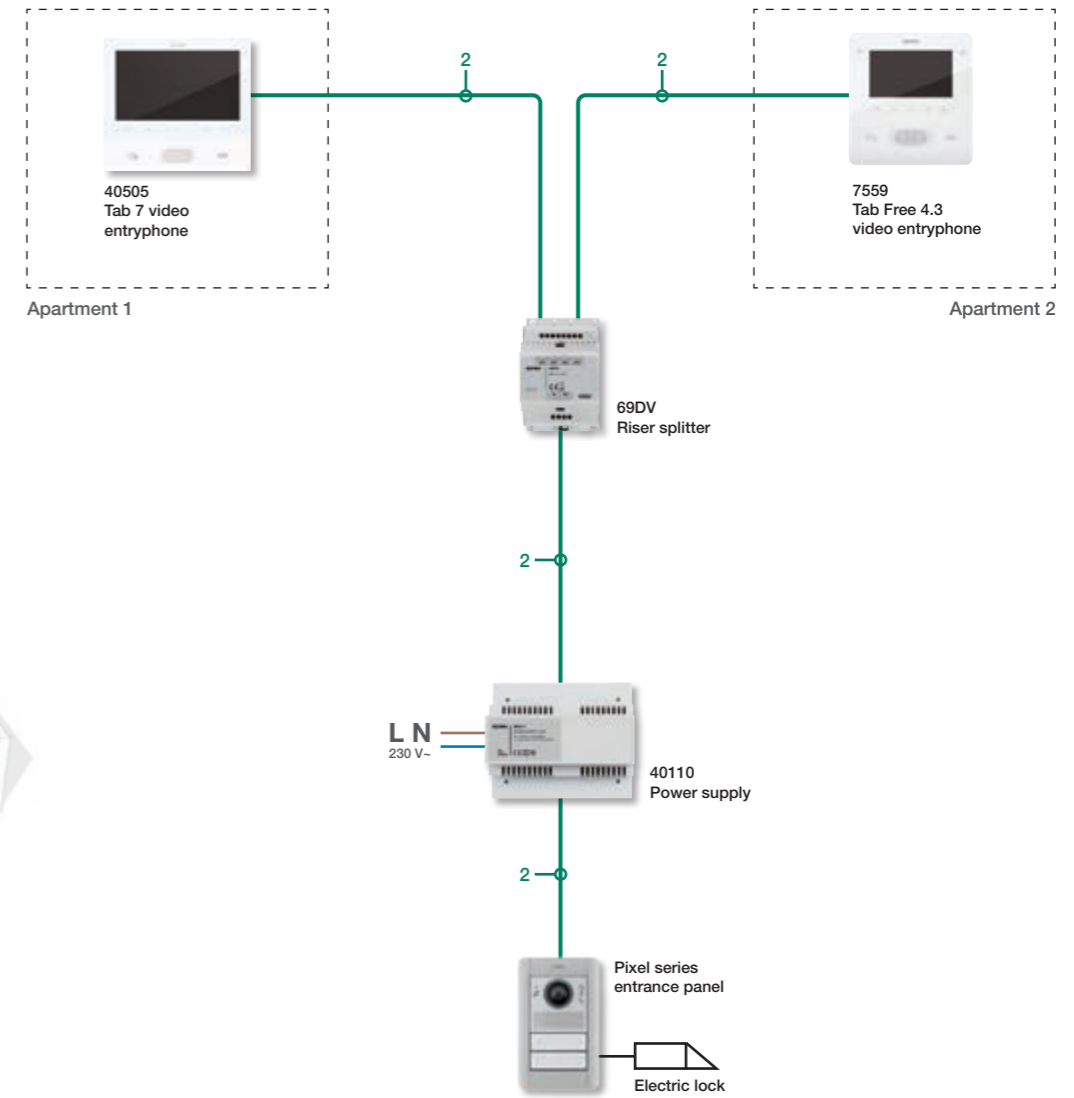
Power supply



Tab 7 video entryphone



Tab Free 4.3 video entryphone



Note: for further information (cables, distance between devices, configuration, etc.), refer to the Due Fili Plus video door entry system technical book available on the web site.

Due Fili Plus - Examples of standard systems



Semi-detached villa with video door entry system and extended cable runs, through the cable riser amplifier.



Pixel series entrance panel



Power supply

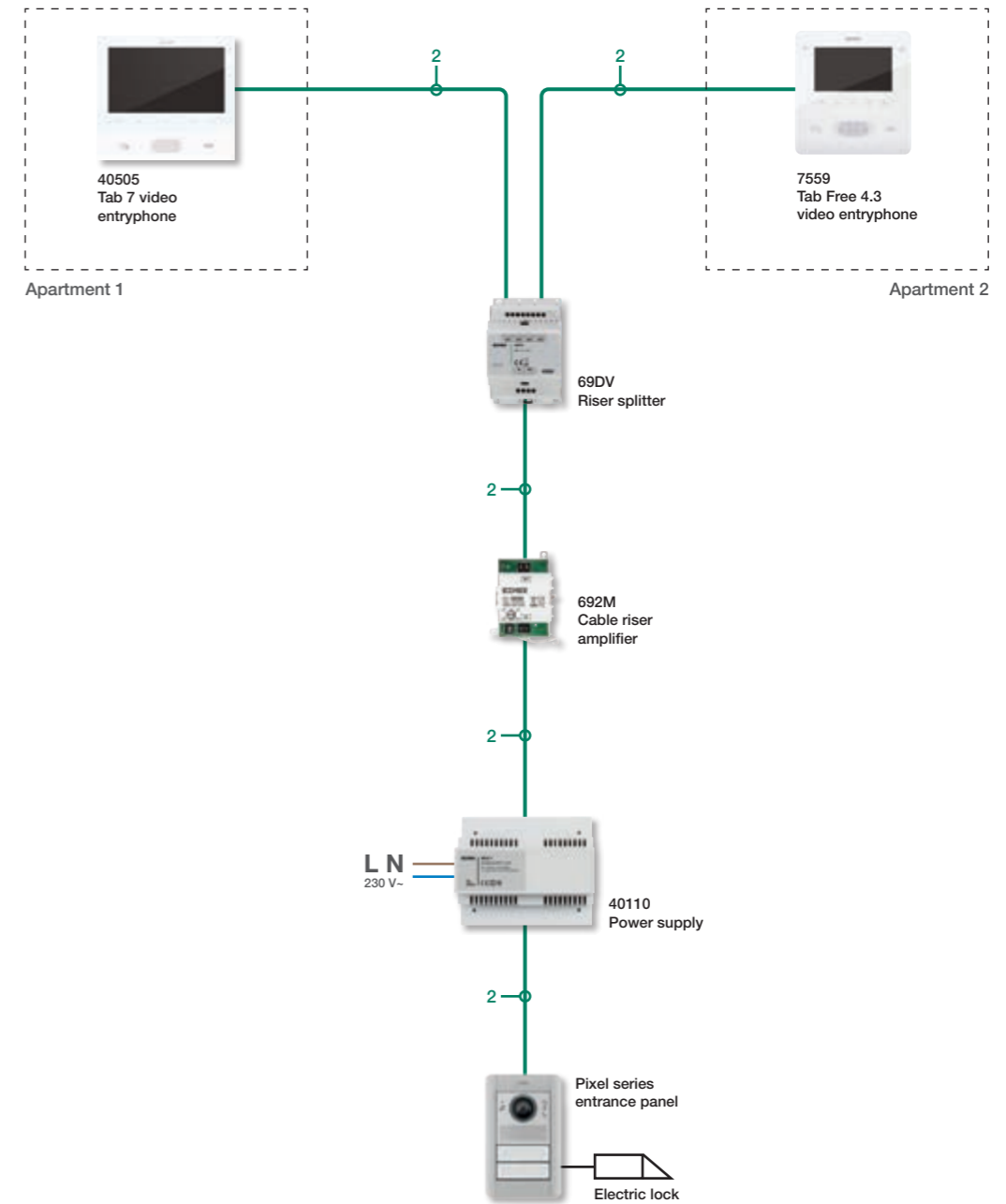


Tab 7 video entryphone



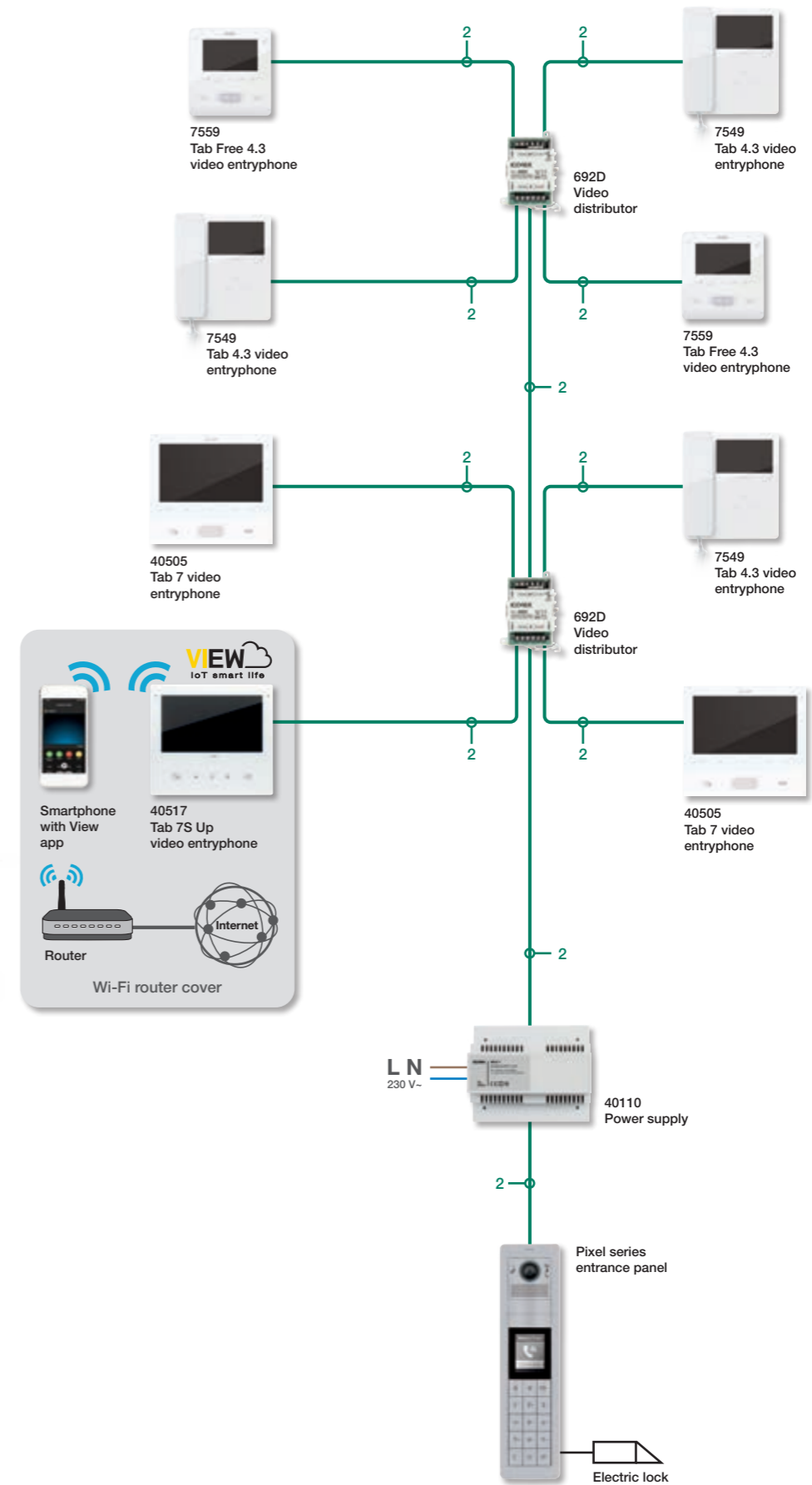
Tab Free 4.3 video entryphone

Due Fili Plus - Examples of standard systems



Note: for further information (cables, distance between devices, configuration, etc.), refer to the Due Fili Plus video door entry system technical book available on the web site.

Apartment block with video door entry system serving up to 8 indoor units.



Note: for further information (cables, distance between devices, configuration, etc.), refer to the Due Fili Plus video door entry system technical book available on the web site.

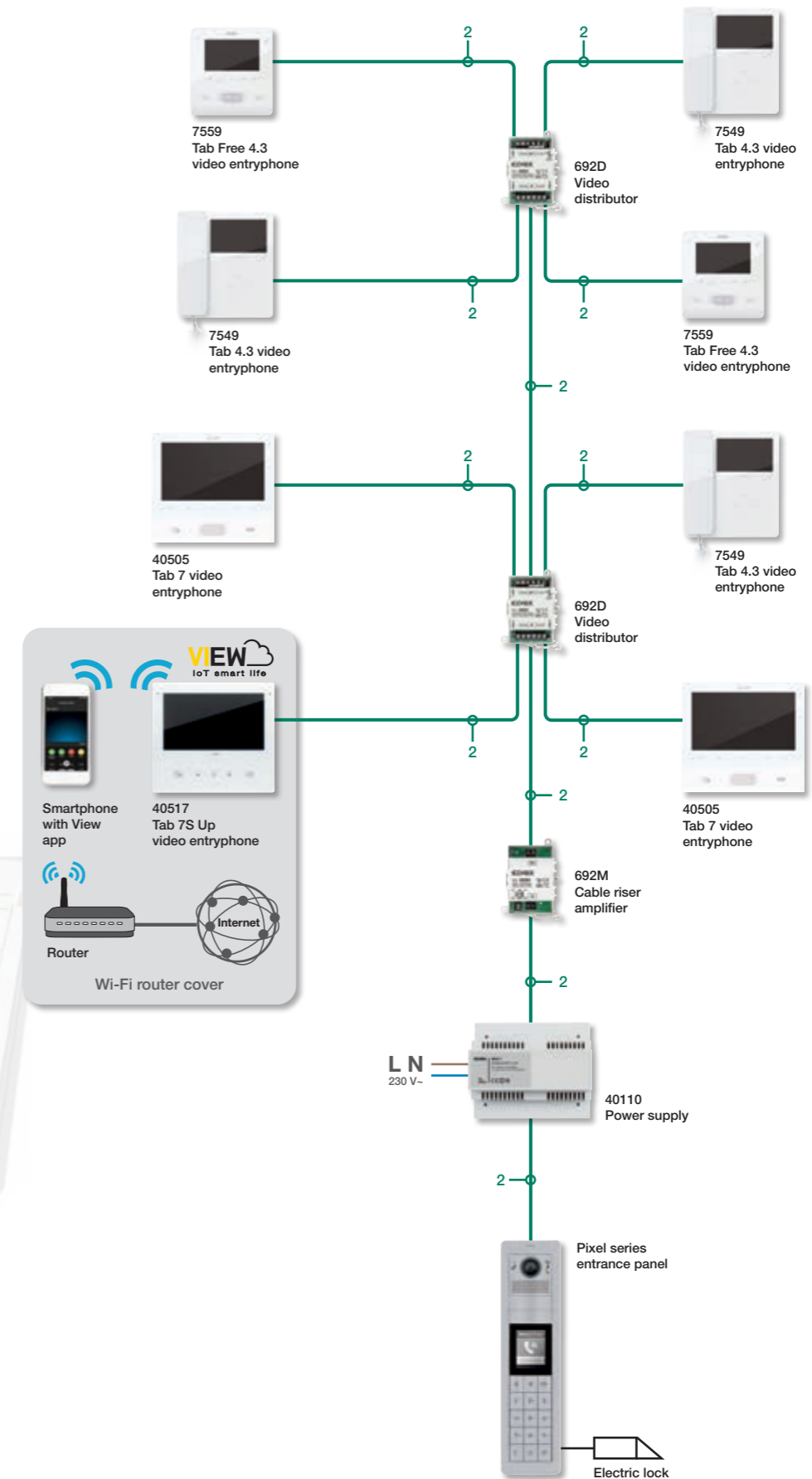
Due Fili Plus - Examples of standard systems



Apartment block with video door entry system and extended cable runs, through the cable riser amplifier.

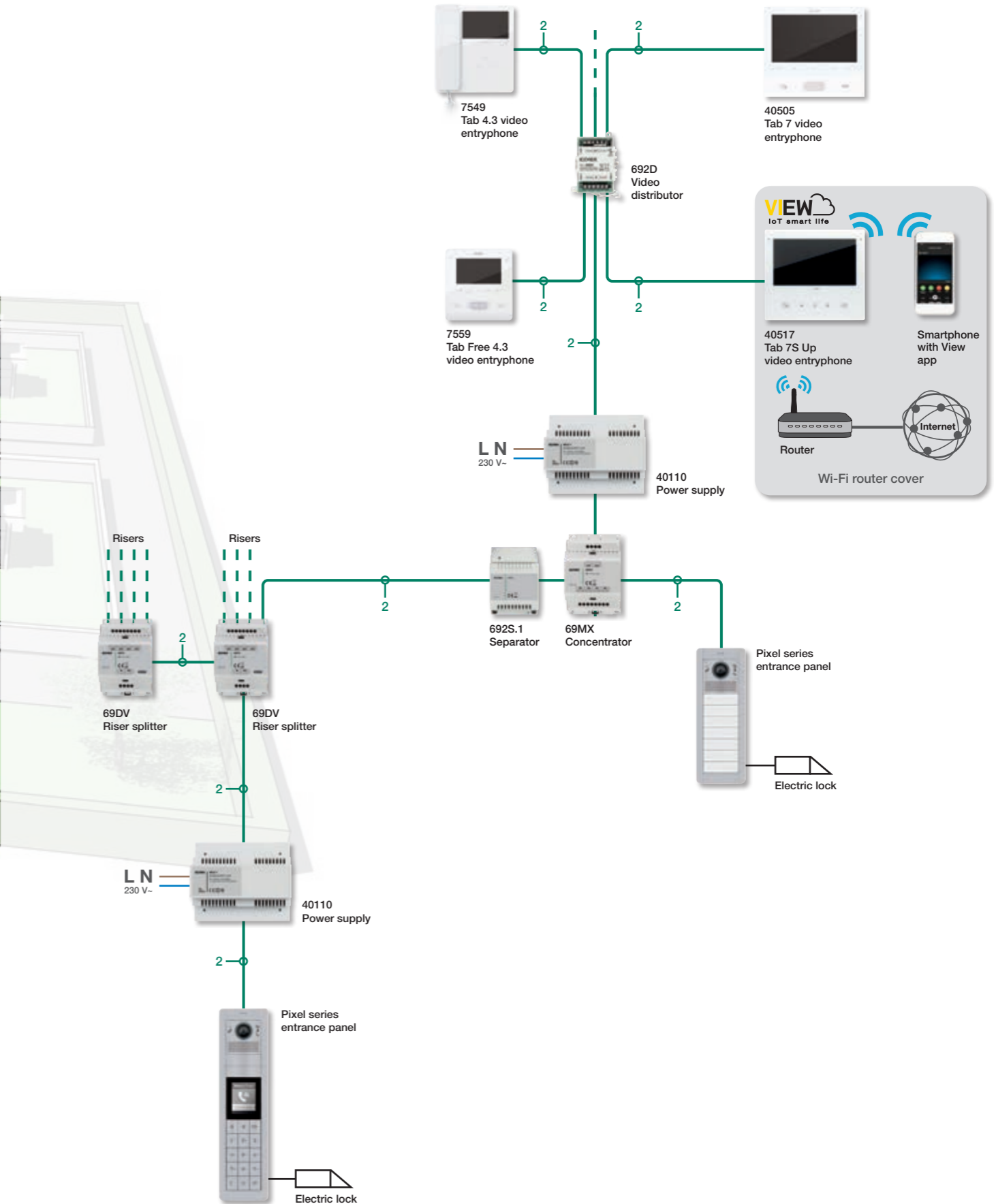
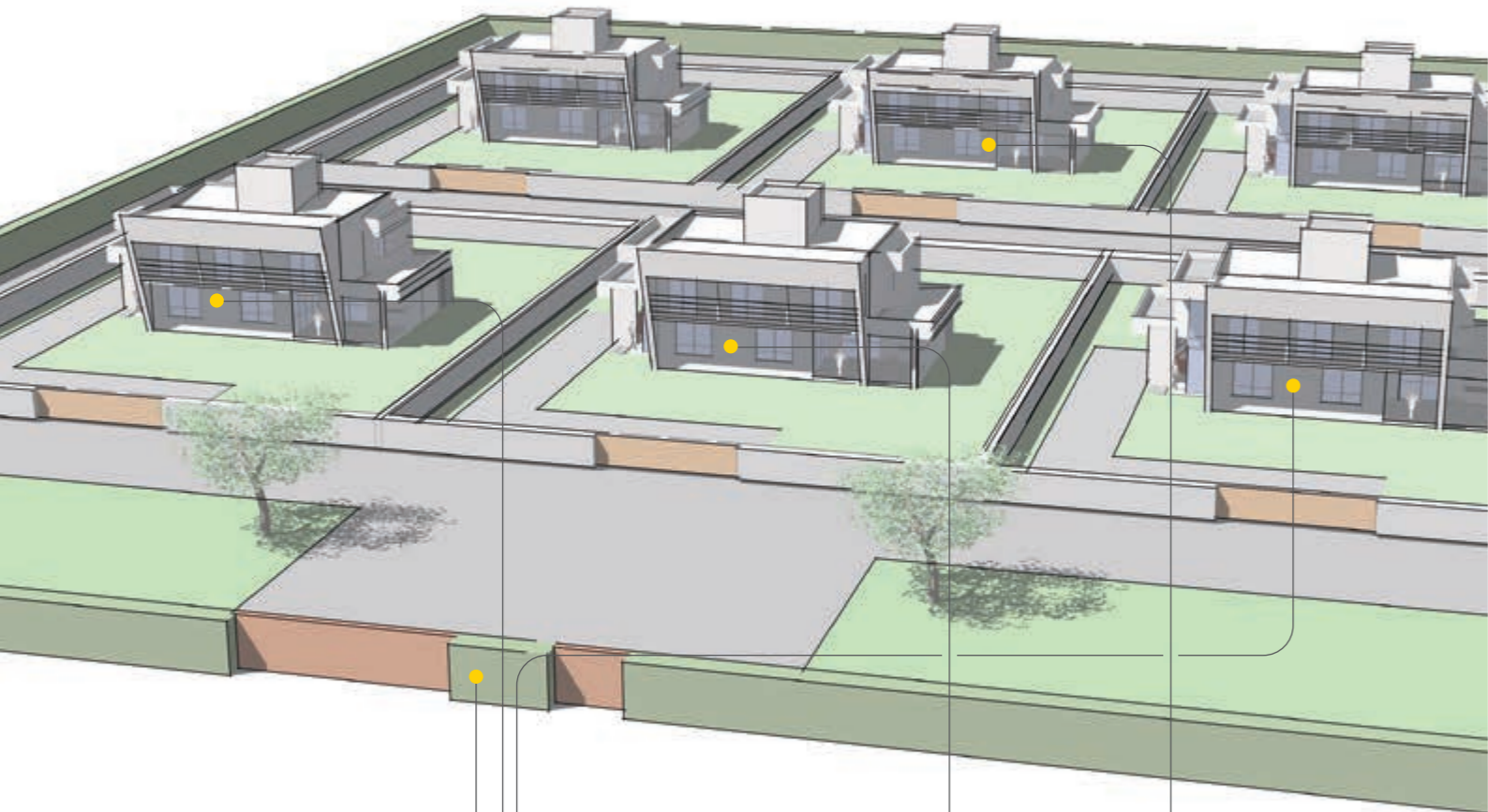


Due Fili Plus - Examples of standard systems



Note: for further information (cables, distance between devices, configuration, etc.), refer to the Due Fili Plus video door entry system technical book available on the web site.

Residential complex with video door entry system serving up to 200 indoor units.



Note: for further information (cables, distance between devices, configuration, etc.), refer to the Due Fili Plus video door entry system technical book available on the web site.

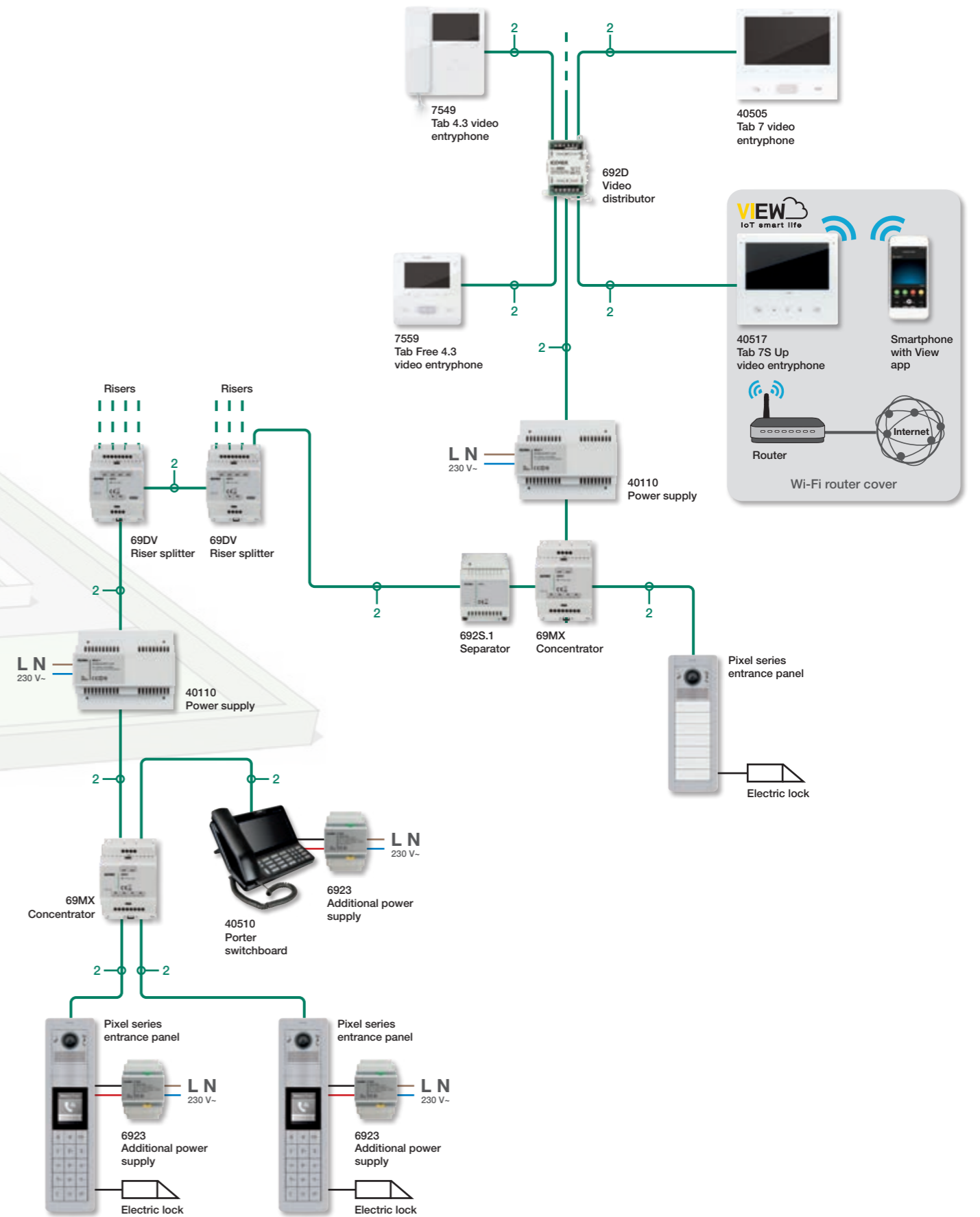
Due Fili Plus - Examples of standard systems



Residential complex with video door entry system serving up to 200 indoor units and porter switchboard.



Due Fili Plus - Examples of standard systems



Note: for further information (cables, distance between devices, configuration, etc.), refer to the Due Fili Plus video door entry system technical book available on the web site.

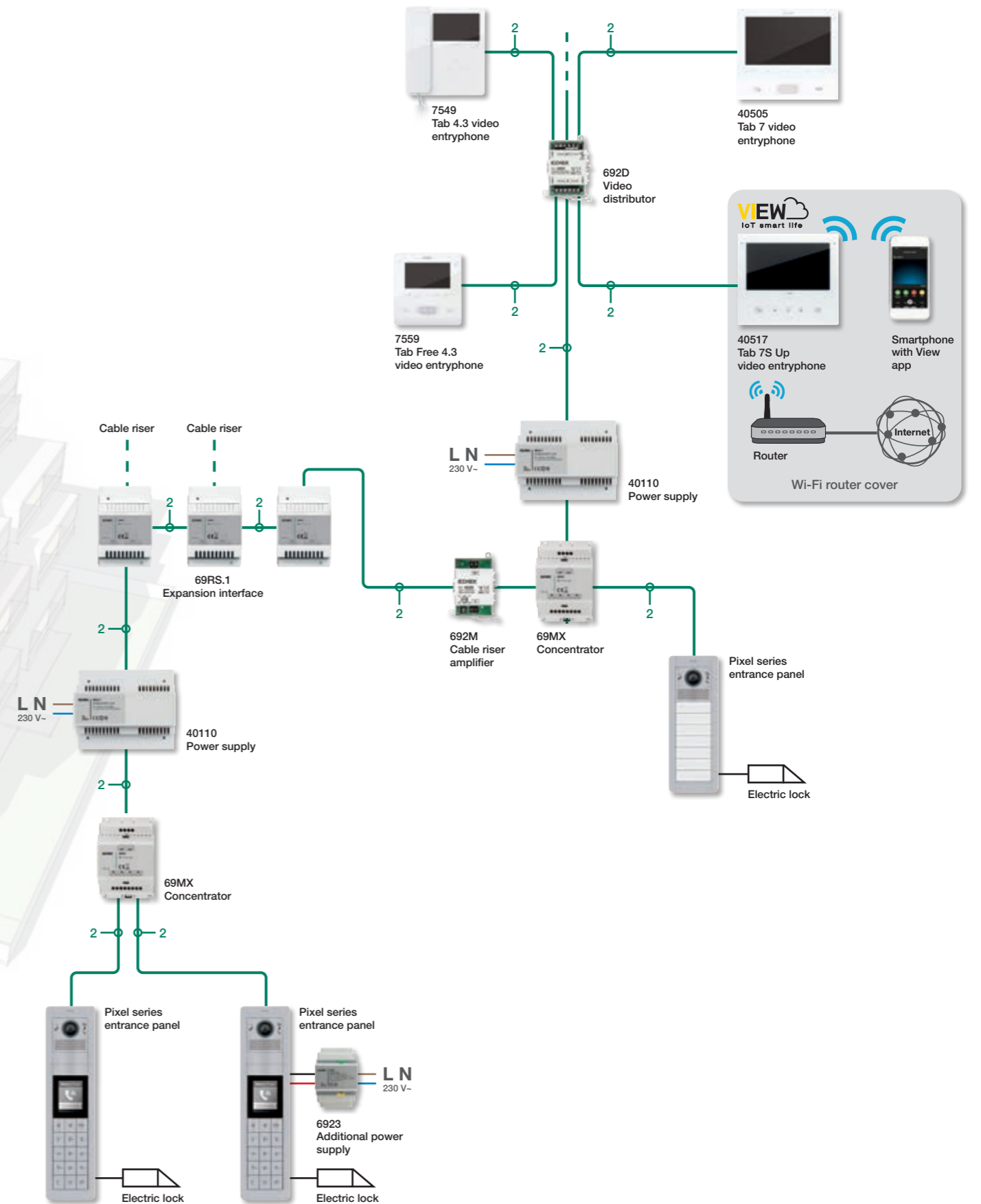
Due Fili Plus - Examples of standard systems



Residential complex with video door entry system serving up to 500 indoor units.



Due Fili Plus - Examples of standard systems



Note: for further information (cables, distance between devices, configuration, etc.), refer to the Due Fili Plus video door entry system technical book available on the web site.

Quick guide to the right system solution



Elvox IP video door entry system with wired inner units

The system guarantees the functions described using the articles in the catalogue for all the following cases, also in combination:

- installation with less than 200 connected devices, i.e. objects connected to the same LAN network via an RJ45 interface, do not calculate IP CCTV cameras and switch;
- installation with up to maximum 3 video reception switchboards;
- management of access control services with standard articles from the catalogue up to 500 users;
- management of up to a maximum 10 video answering machine messages for each reception switchboard installed.

For all other cases and for the integration of third party products/systems, such as VoIP devices with SIP protocol, IP CCTV systems, advanced access control systems, please contact the sales network to consider customized solutions agreed with the system managers. The IP CCTV cameras can not be installed with the entrance panel to operate as call function service.

Elvox IP riserless video door entry system with call service via Cloud

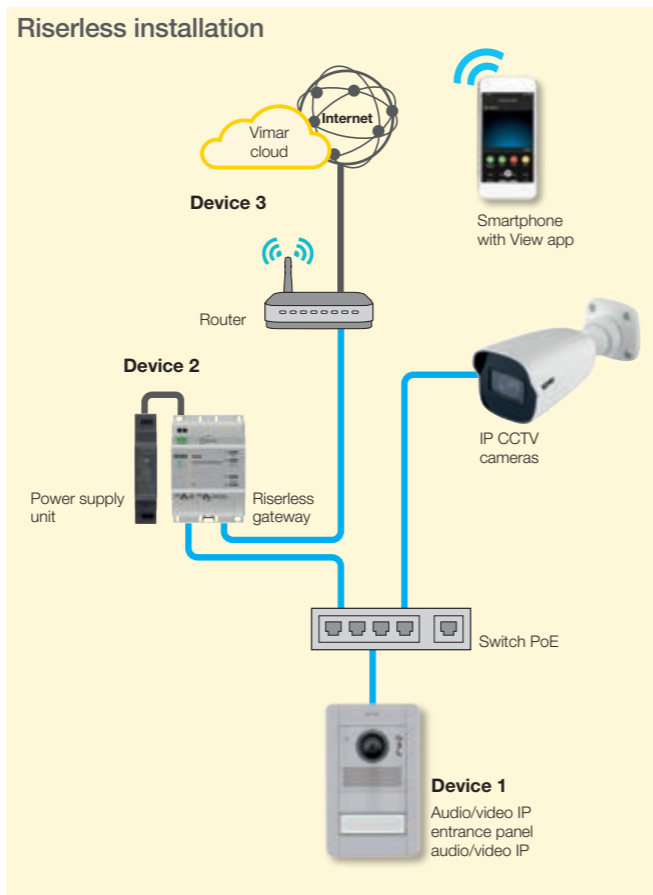
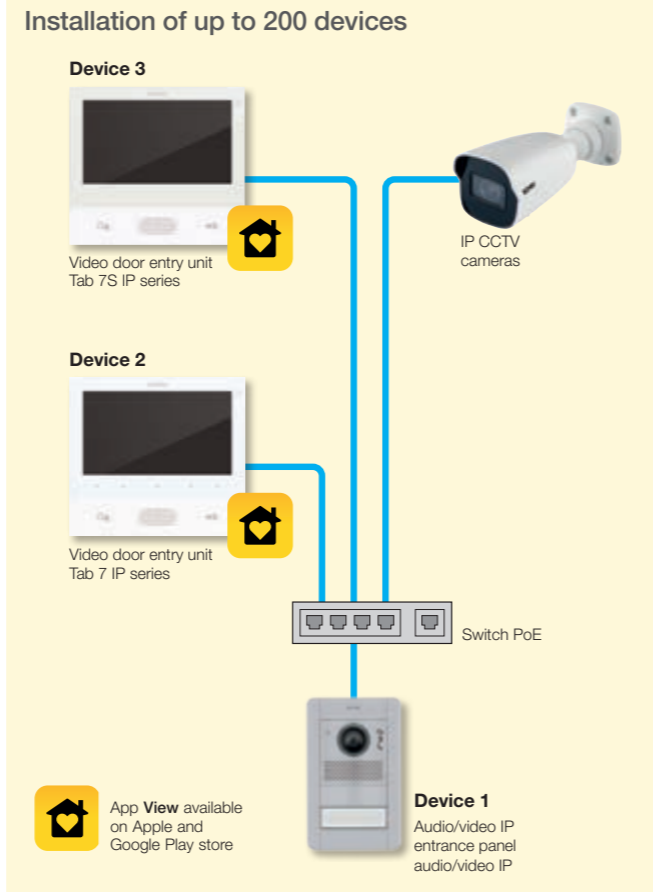
The system guarantees the functions described using the articles in the catalogue for all the following cases, also in combination:

- installation with less than 200 connected devices, i.e. objects connected to the same LAN network via an RJ45 interface, do not calculate IP CCTV cameras and switch;
- installation with network server for more than 200 devices connected to LAN network.

The files are available and free for download on www.vimar.com;

- installation with maximum 16 riserless IP gateways for IP video door entry system to Vimar Cloud connection; each riserless IP gateway manages up to 100 calls and for each call it is matchable up to 5 mobile with View app, which answer to the same call simultaneously
- calls towards the mobile devices are possible with the licenses installation and the authorization by the plant manager;
- installation can be managed from porter video switchboard;
- management of access control services with standard articles from the catalogue up to 1600 users;
- management of up to a maximum 10 video answering machine messages for each reception switchboard installed.

For all other cases and for the integration of third party products/systems, such as VoIP devices with SIP protocol, IP CCTV systems, advanced access control systems, please contact the sales network to consider customized solutions agreed with the system managers. The IP CCTV cameras can not be installed with the entrance panel to operate as call function service.



Quick guide to the right system solution



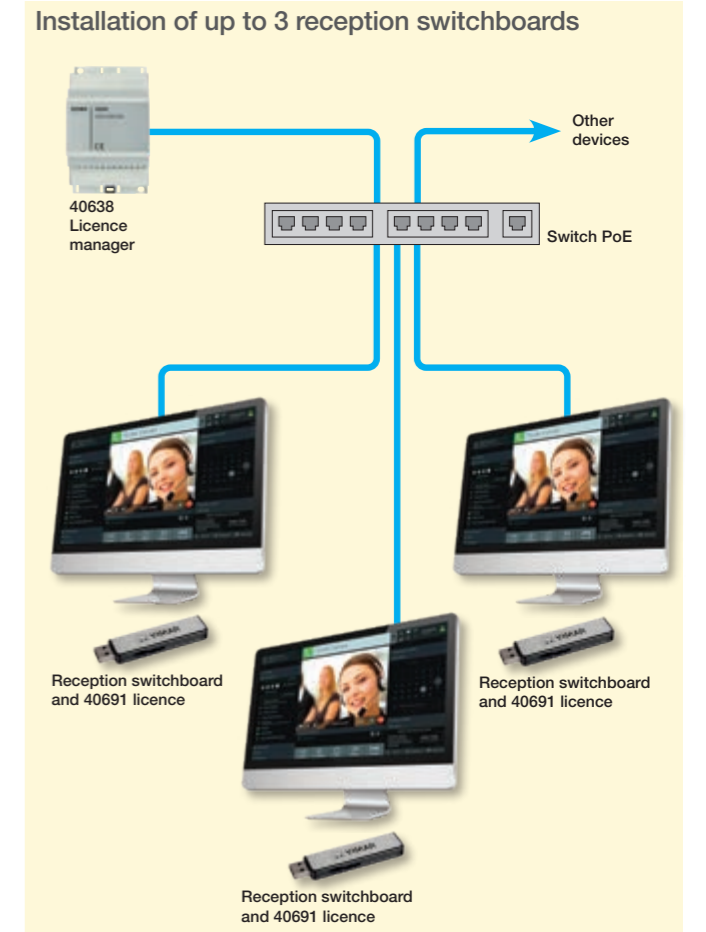
Switch for the Elvox IP video door entry system

The Elvox IP video door entry system should be completed with switch that manages the traffic of the LAN network. For a correct system operating, it is recommended the use of switch conform to the network characteristics of the current catalogue.

Installation of the passive network

To realize the infrastructure of passive network for the IP video door entry system, it is recommended to install the Vimar Netsafe structured cabling system with a wide range of products able to realize networks in 5e, 6 and 6A categories, shielded or unshielded in copper or fiber optic connections. A system with great performances, offering versatile solutions for wide-ranging installations and assuring steady connections over time and for every kind of buildings, from the smallest in residential sector to the biggest to the tertiary sector. For more information browse on the site www.vimar.com.

Network technical data	
Power supply from Ethernet network	PoE, class 0 (IEEE 802.3-2012)
Network interface	RJ45 Ethernet 10/100 Mps (certified)

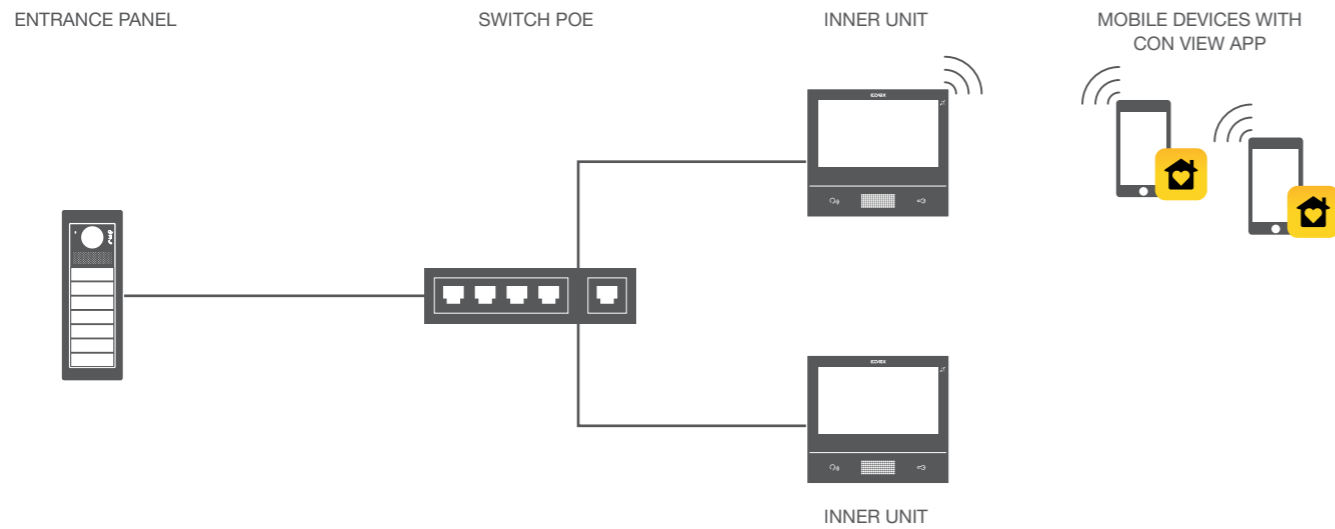




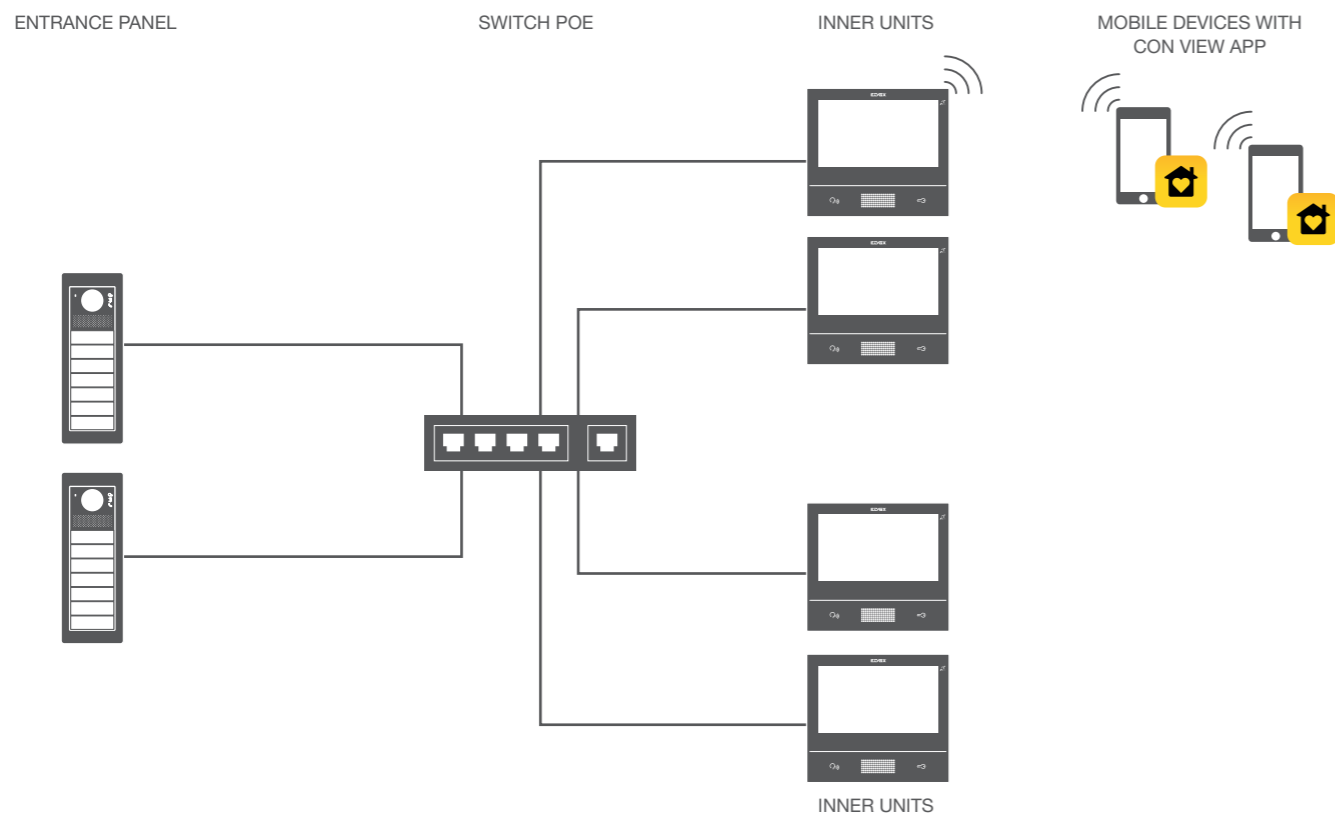
IP video door entry system.

- Main devices:
- Entrance panels (external stations)
 - PoE switch

With one entrance panel.



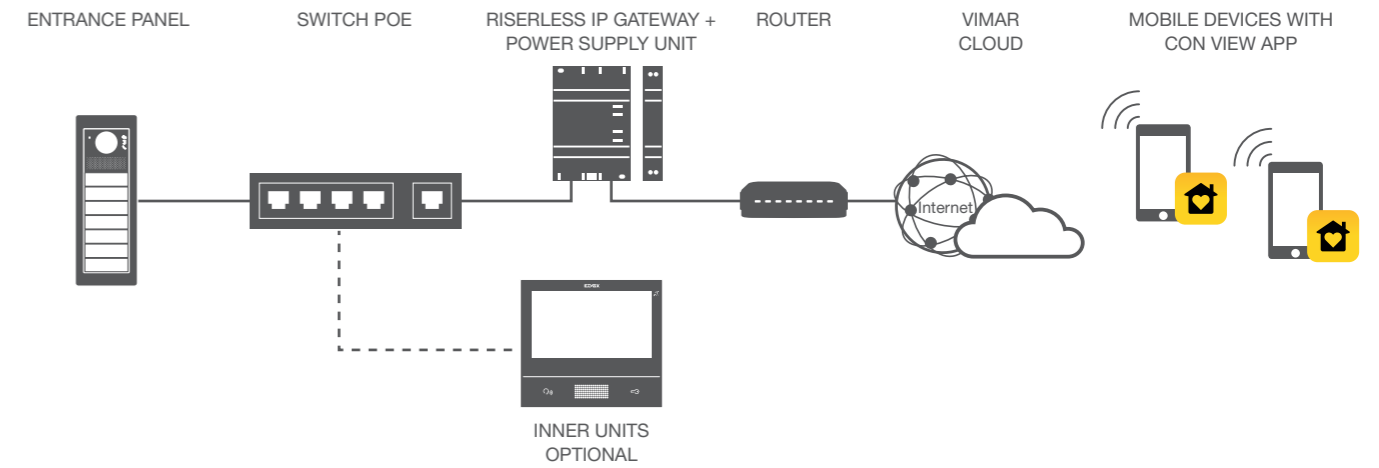
With many entrance panels.



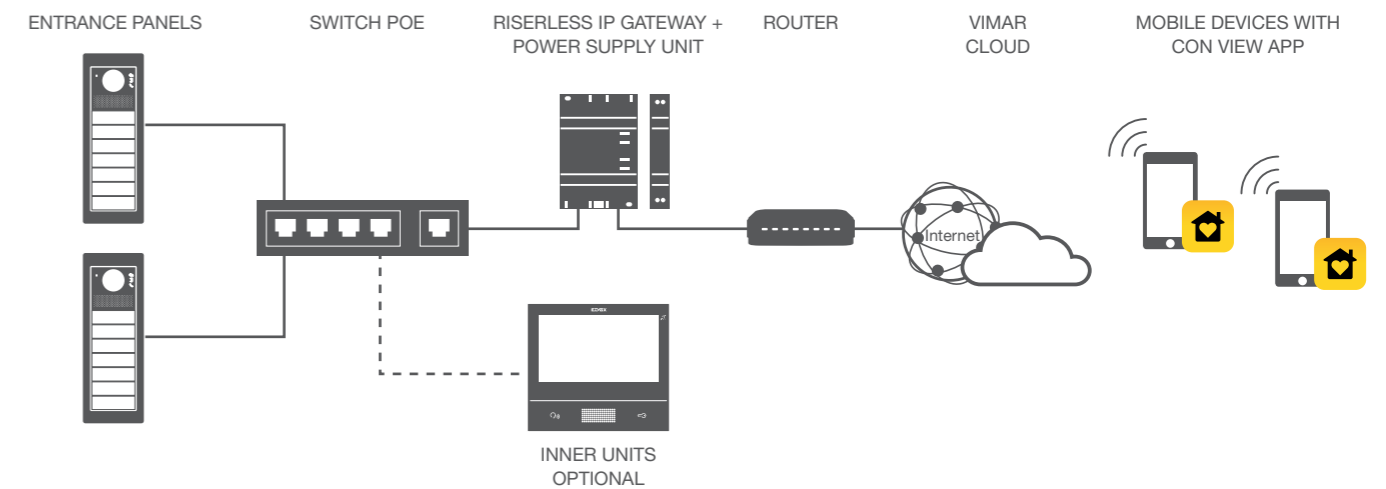
Riserless video system with call service via Cloud.

- Main devices:
- Entrance panels (external stations)
 - PoE switch
 - Riserless IP gateway with power supply unit
 - Router

With one entrance panel.



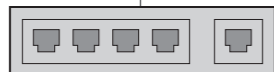
With many entrance panels.



Villa with video door entry system.



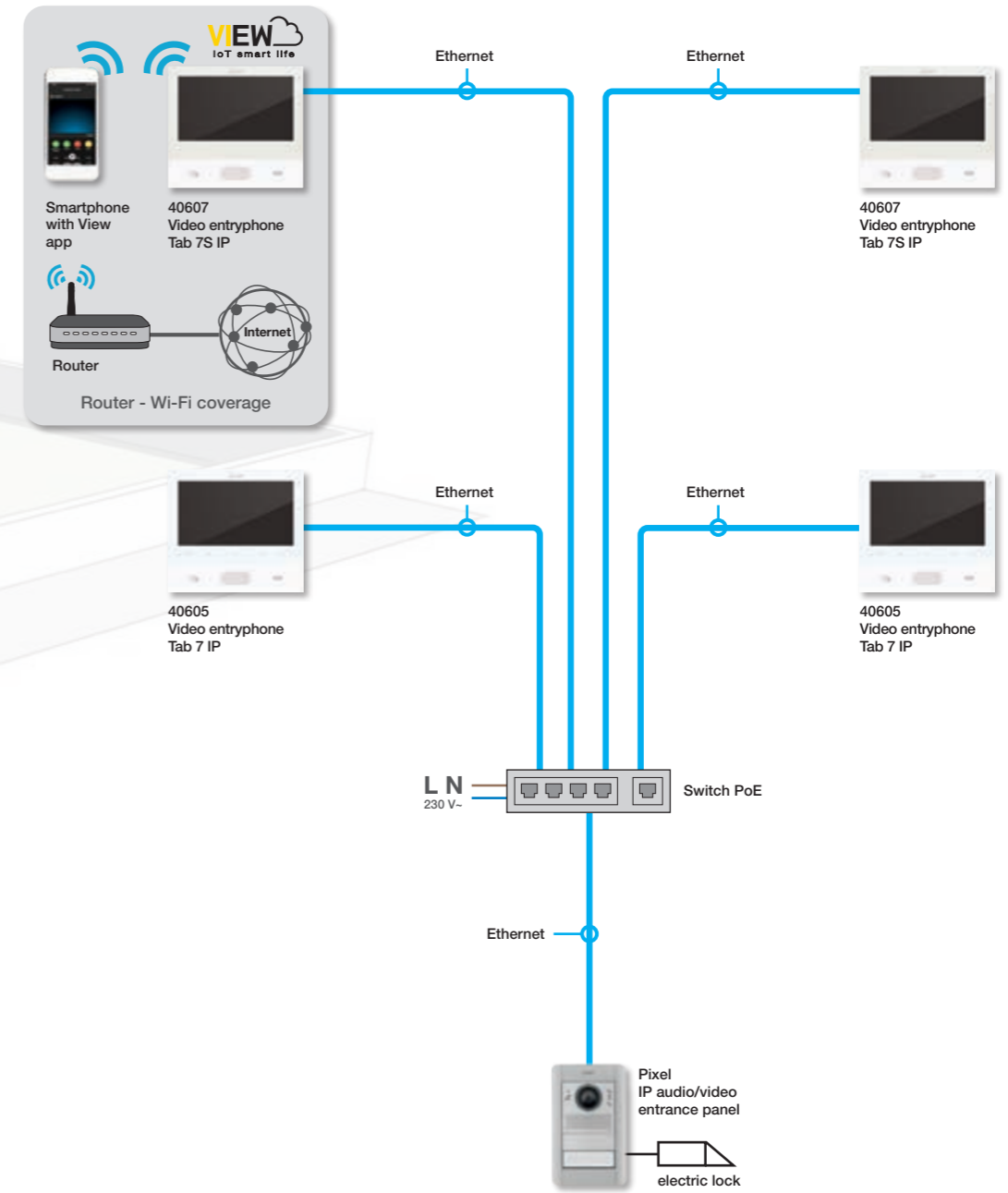
Pixel entrance panel



PoE switch



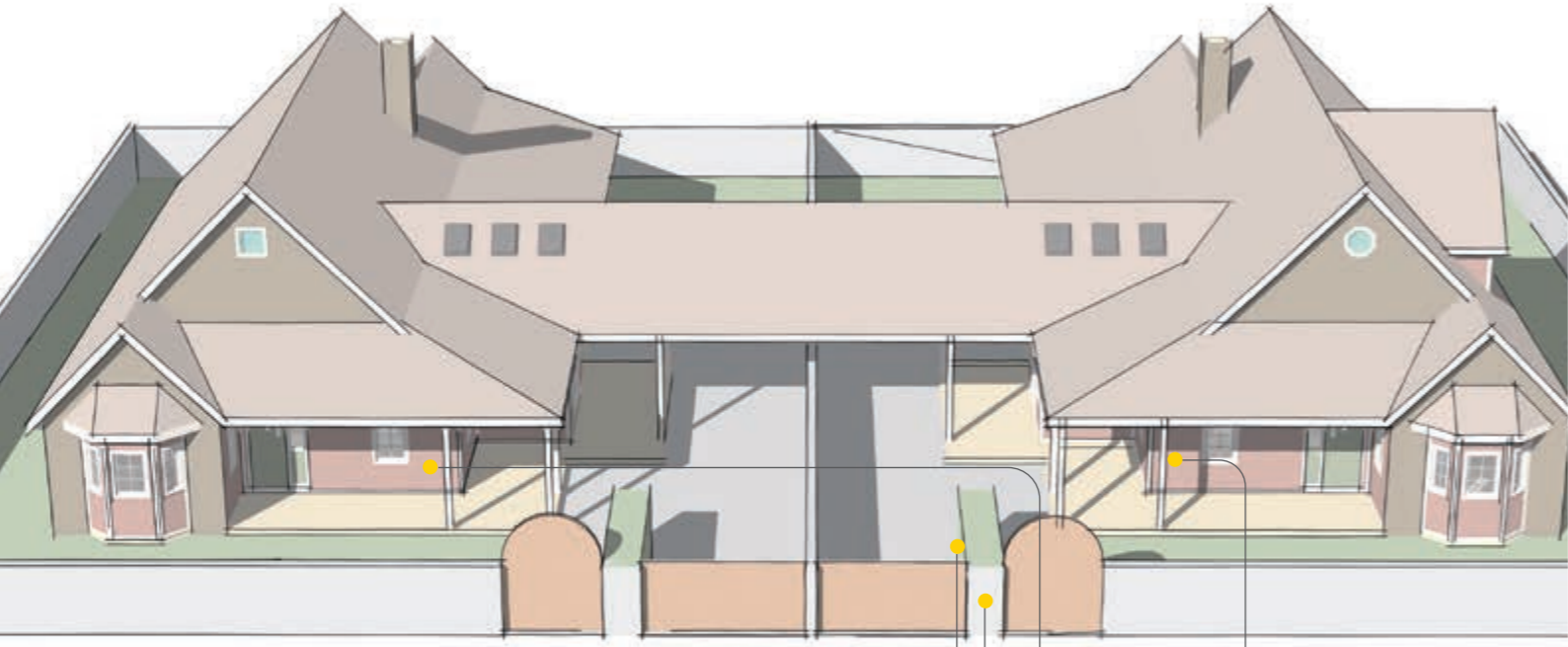
Video entryphone
Tab 7S IP and Tab 7 IP



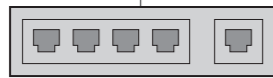
Note: example of standard installation on dedicated video door entry system LAN network. The passive structured cabling and active components may vary depending on the type of network defined for each specific application.



Semi-detached villa with video door entry system.



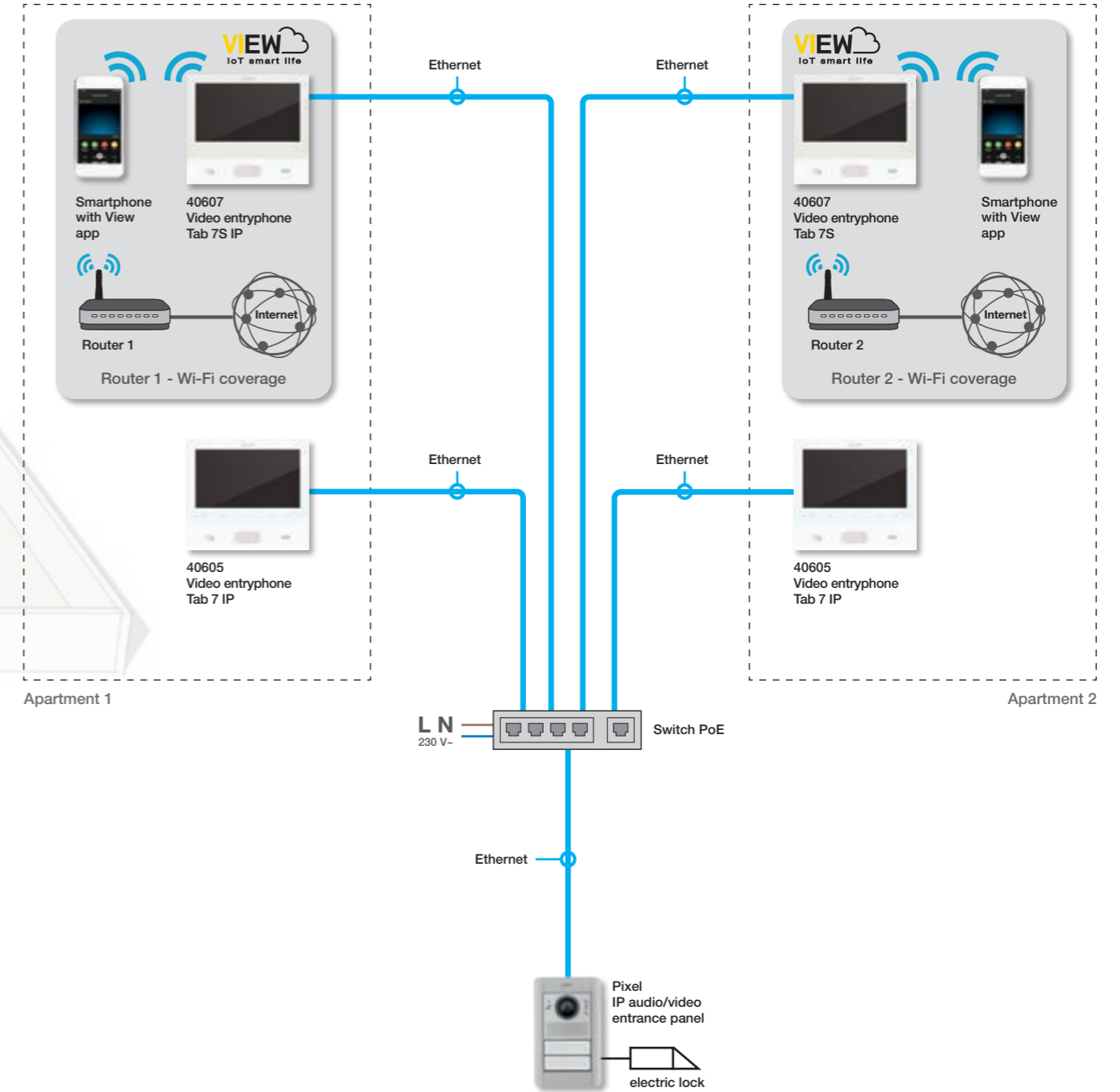
Pixel entrance panel



Switch PoE

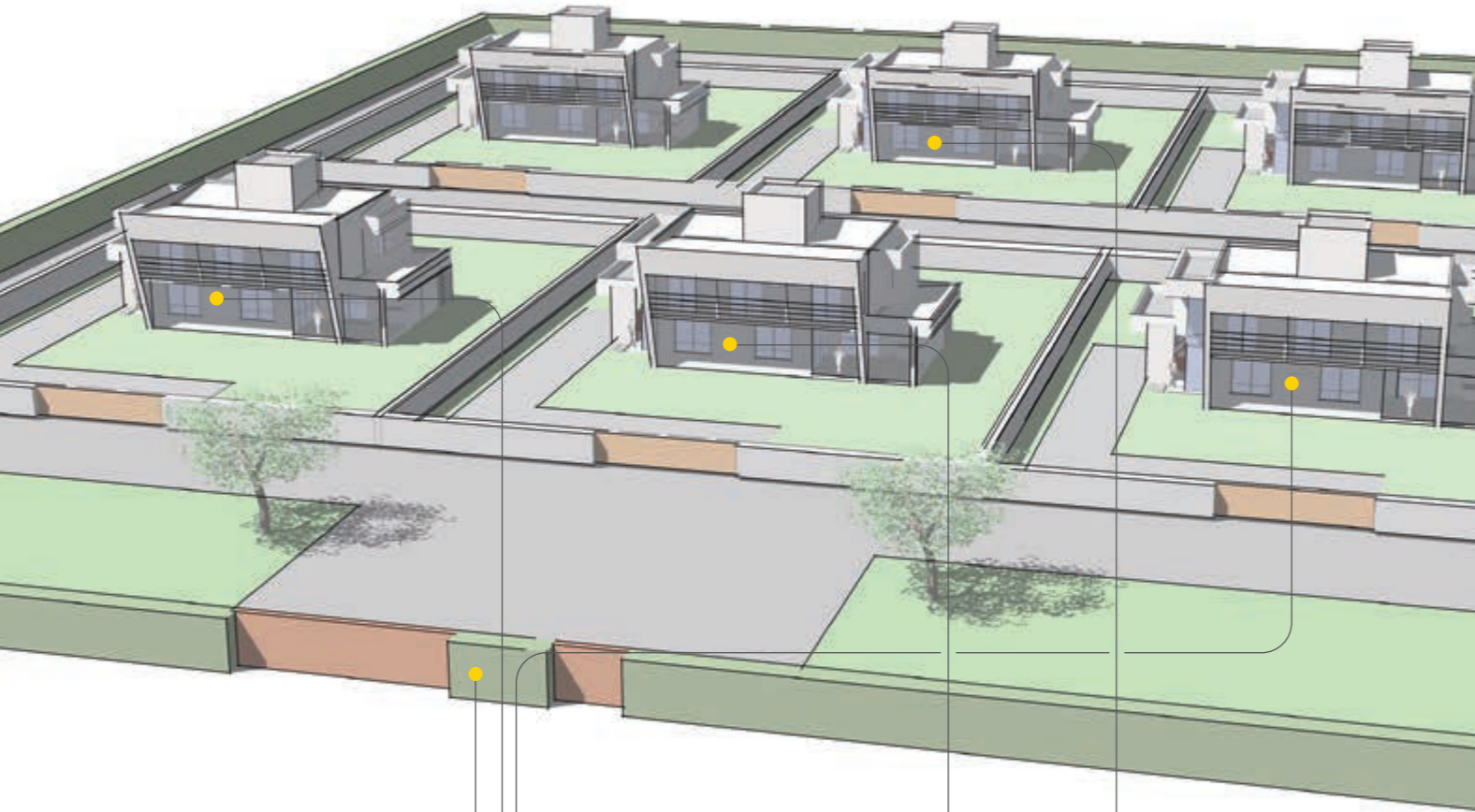


Video entryphone
Tab 7S IP and Tab 7 IP

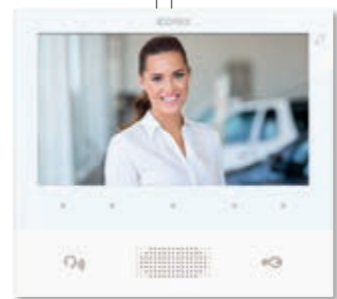


Note: example of standard installation on dedicated video door entry system LAN network. The passive structured cabling and active components may vary depending on the type of network defined for each specific application.

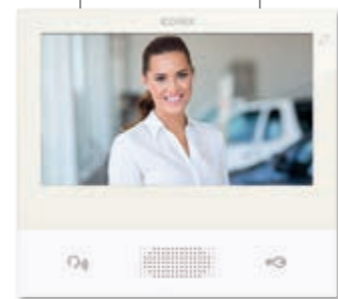
Residential complex with video door entry system with up to 200 devices.



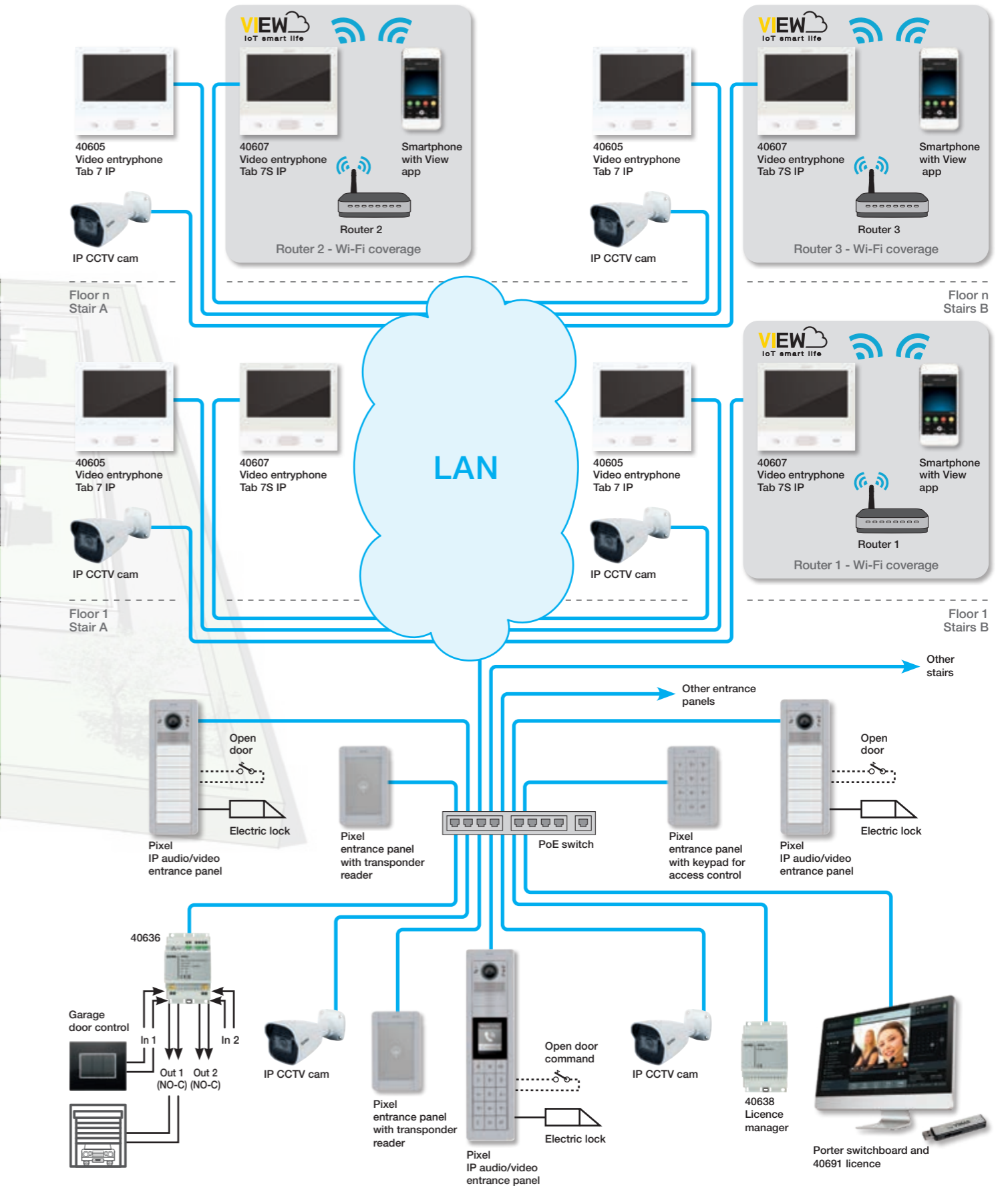
Pixel entrance panel



Video entryphone Tab 7 IP

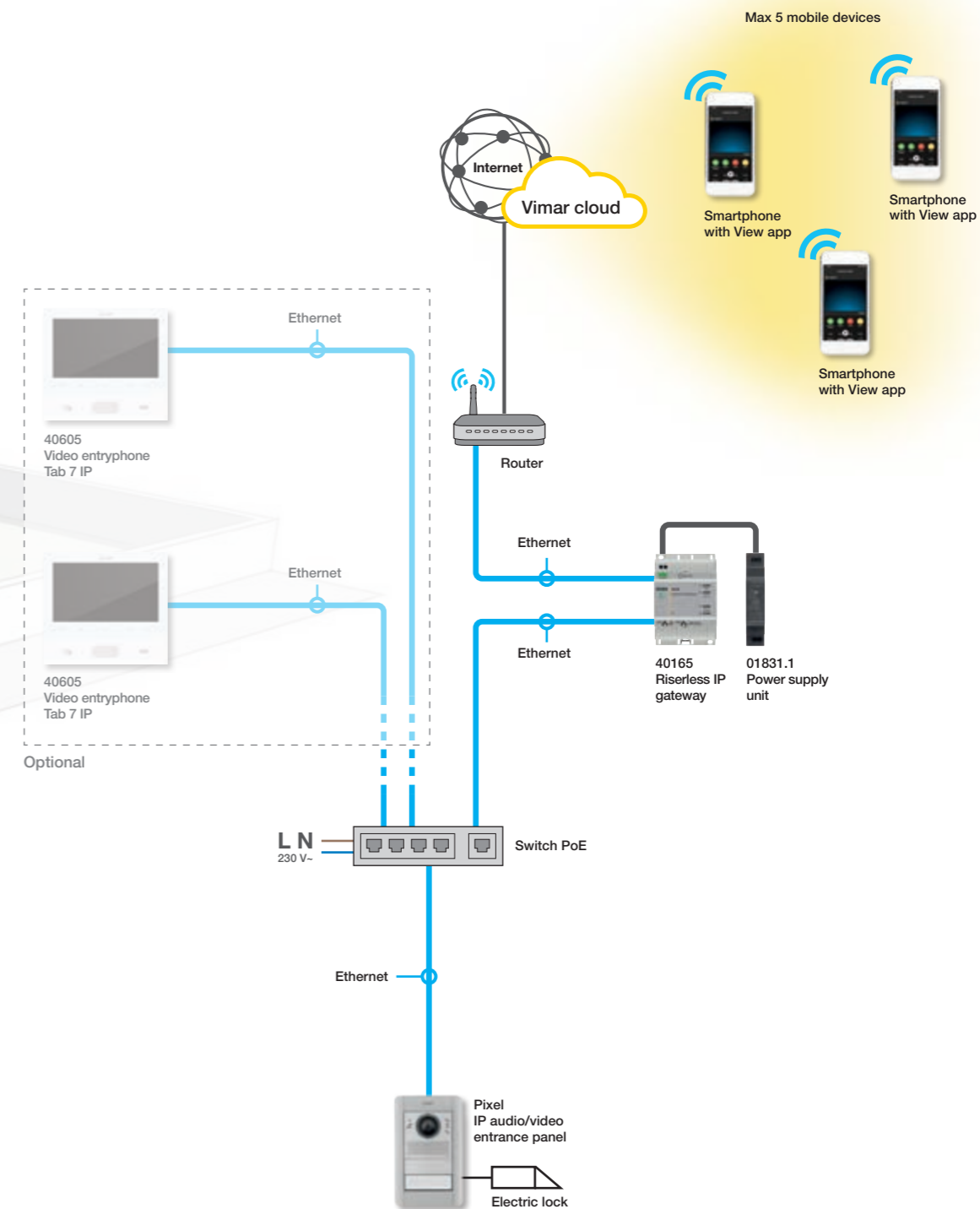
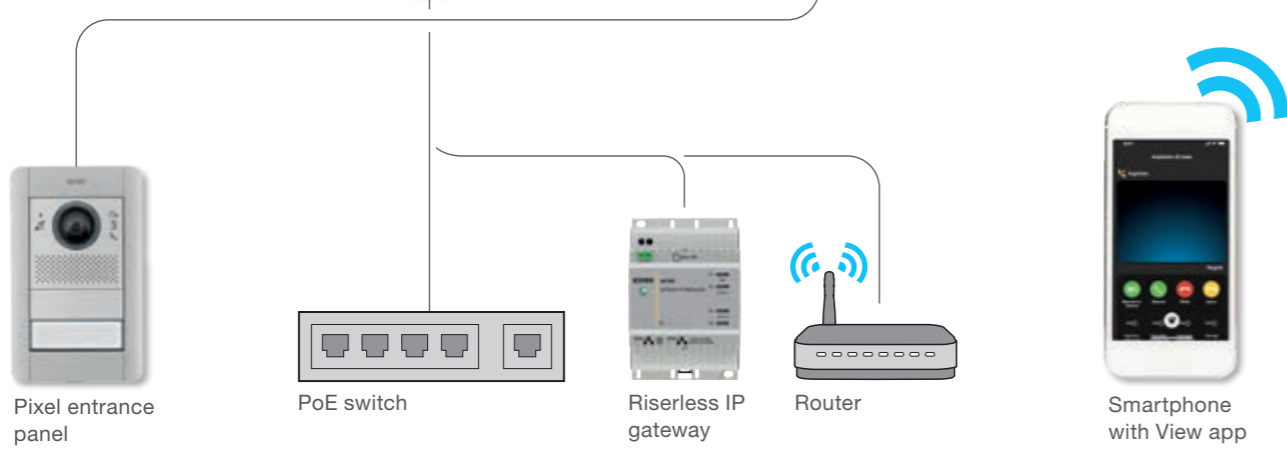
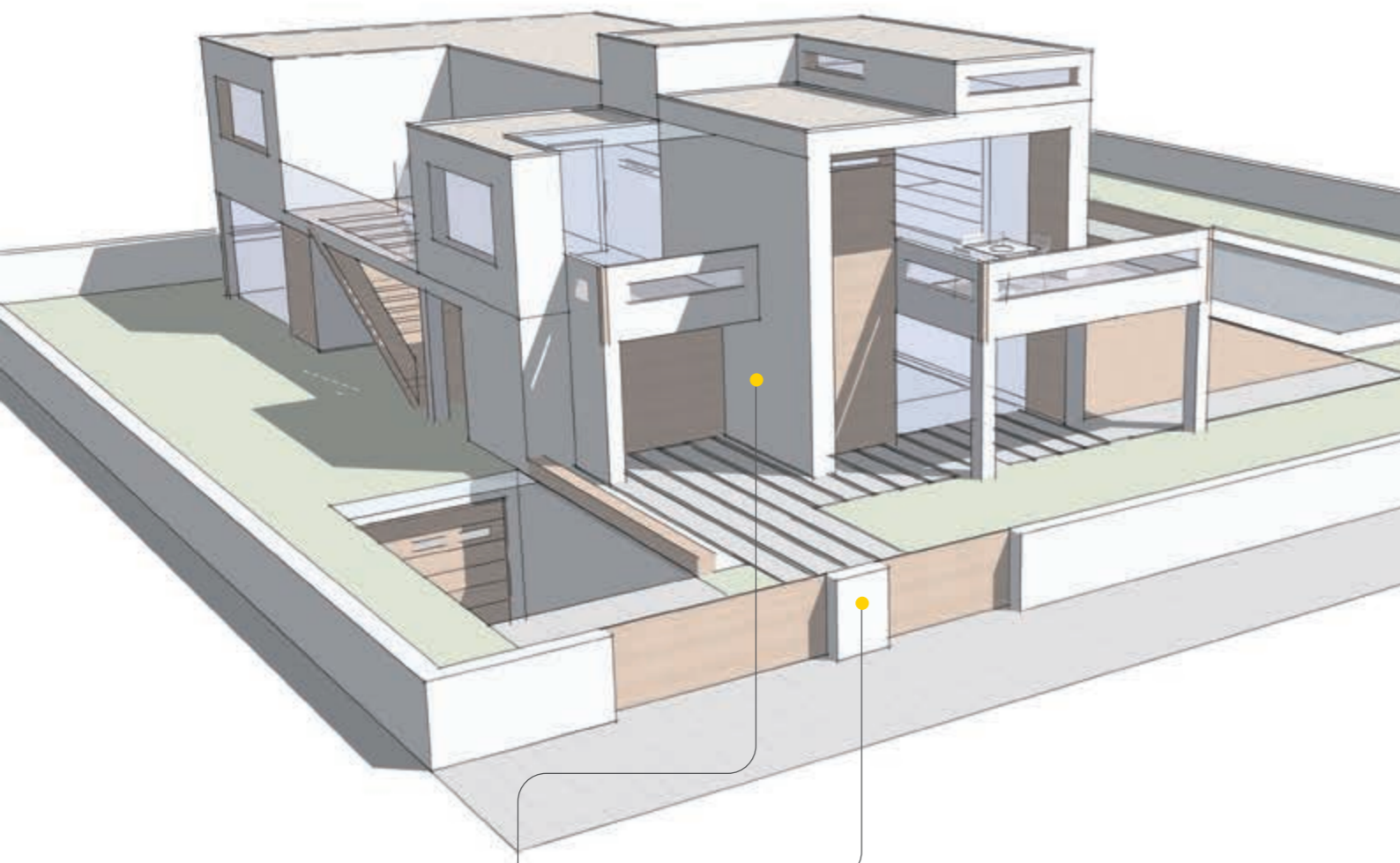


Video entryphone Tab 7S IP

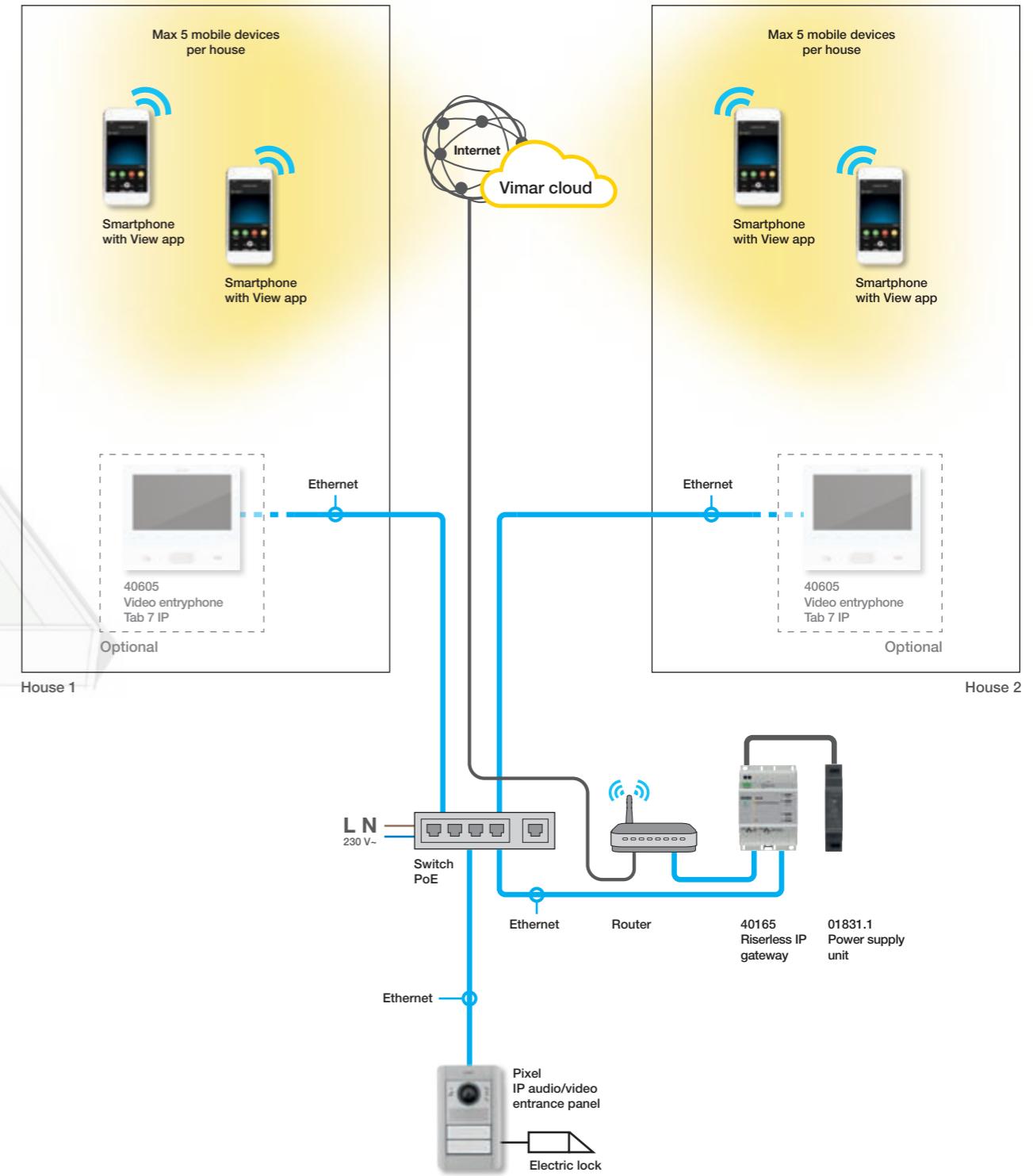
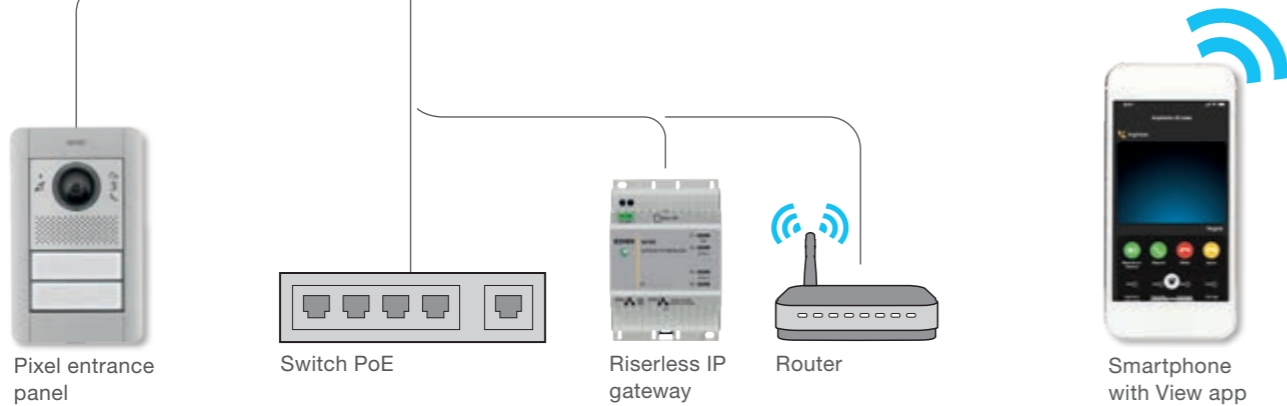
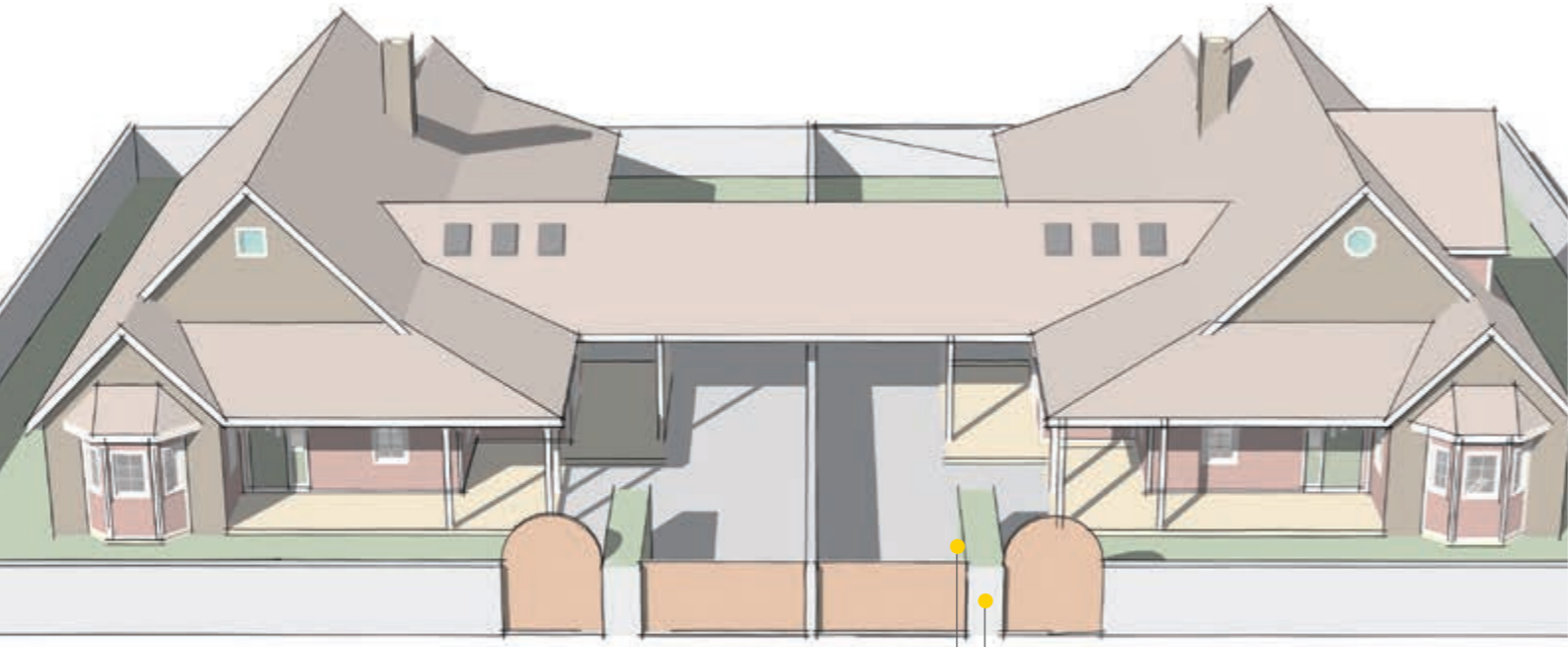


Note: example of standard installation on dedicated video door entry system LAN network. The passive structured cabling and active components may vary depending on the type of network defined for each specific application.

Villa with call service via Cloud.



Note: example of standard installation on dedicated video door entry system LAN network. The passive structured cabling and active components may vary depending on the type of network defined for each specific application.

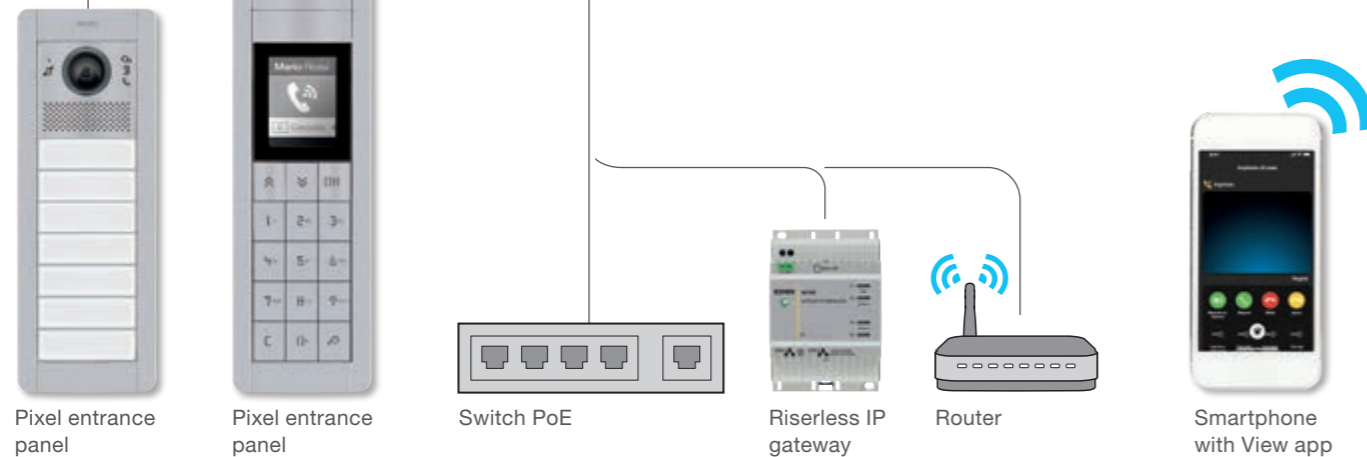


Note: example of standard installation on dedicated video door entry system LAN network. The passive structured cabling and active components may vary depending on the type of network defined for each specific application.

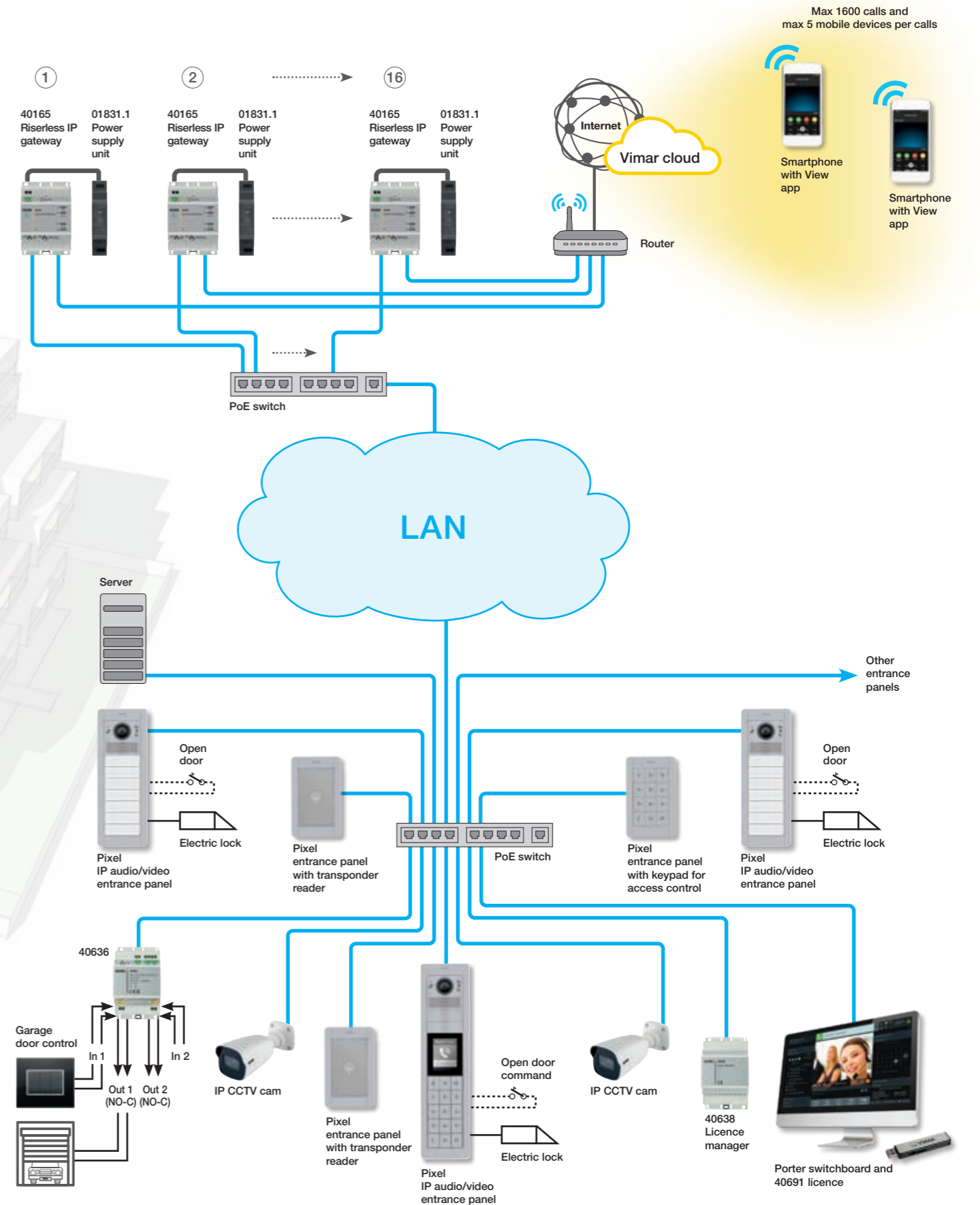
Riserless IP - Installations examples



Residential complex with video door entry system with more than 200 devices and call service via Cloud.



Riserless IP - Installations examples



Note: example of standard installation on dedicated video door entry system LAN network. The passive structured cabling and active components may vary depending on the type of network defined for each specific application.

Quick guide to the right system solution



Elvox IP video door entry system

The system guarantees the functions described using the articles in the catalogue for all the following cases, also in combination:

- installation with less than 200 connected devices, i.e. objects connected to the same LAN network via an RJ45 interface, do not calculate IP CCTV cameras and switch;
- System operating in combination with an SIP server;
- Licences for activating audio or audio/video calls to SIP devices;
- management of access control services with standard articles from the catalogue up to 500 users;

For all other cases and for the integration of third party products/ systems, such as VoIP devices with SIP protocol, IP CCTV systems, advanced access control systems, please contact the sales network to consider customized solutions agreed with the system managers. The IP CCTV cameras can not be installed with the entrance panel to operate as call function service.

Switch for the Elvox IP video door entry system

The Elvox IP video door entry system should be completed with switch that manages the traffic of the LAN network. For a correct system operating, it is recommended the use of switch conform to the network characteristics of the current catalogue.

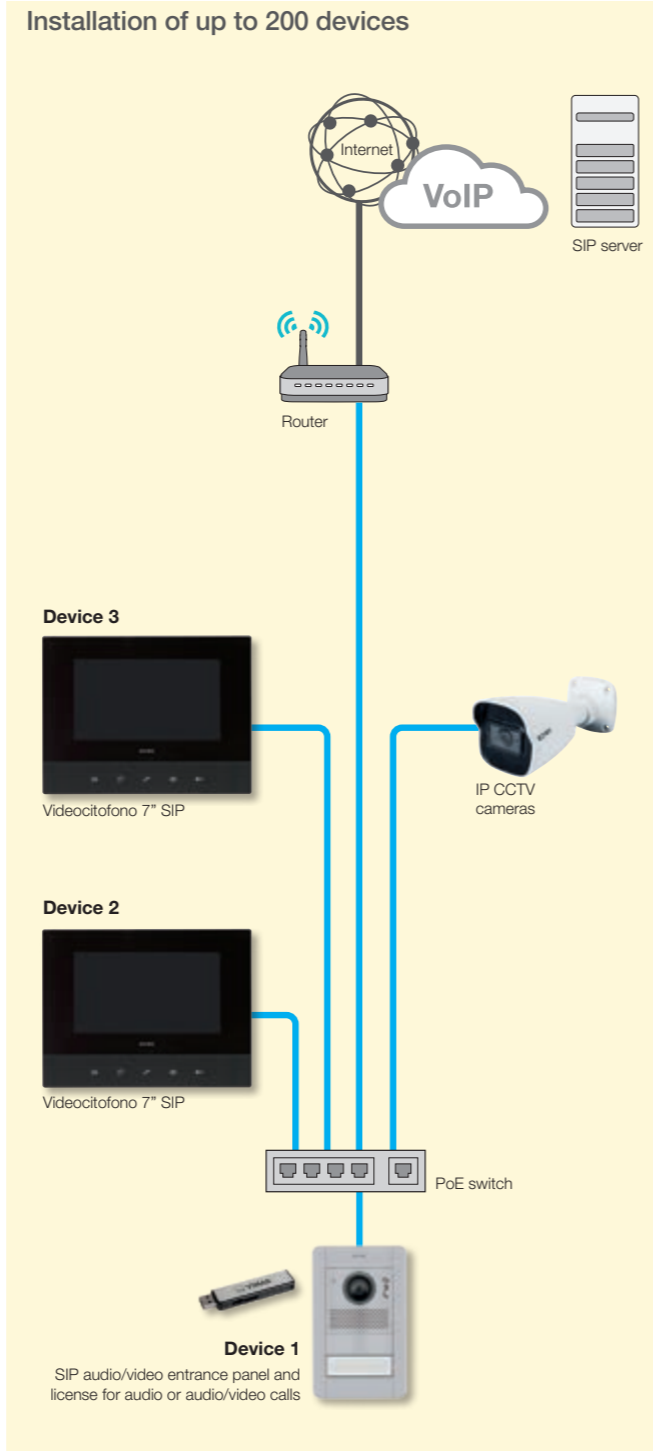
Installation of the passive network

To realize the infrastructure of passive network for the IP video door entry system, it is recommended to install the Vimar Netsafe structured cabling system with a wide range of products able to realize networks in 5e, 6 and 6A categories, shielded or unshielded in copper or fiber optic connections.

A system with great performances, offering versatile solutions for wide-ranging installations and assuring steady connections over time and for every kind of buildings, from the smallest in residential sector to the biggest to the tertiary sector.

For more information browse on the site www.vimar.com.

Network technical data	
Power supply from Ethernet network	PoE, class 0 (IEEE 802.3-2012)
Network interface	RJ45 Ethernet 10/100 Mps (certified)



Quick guide to the right system solution

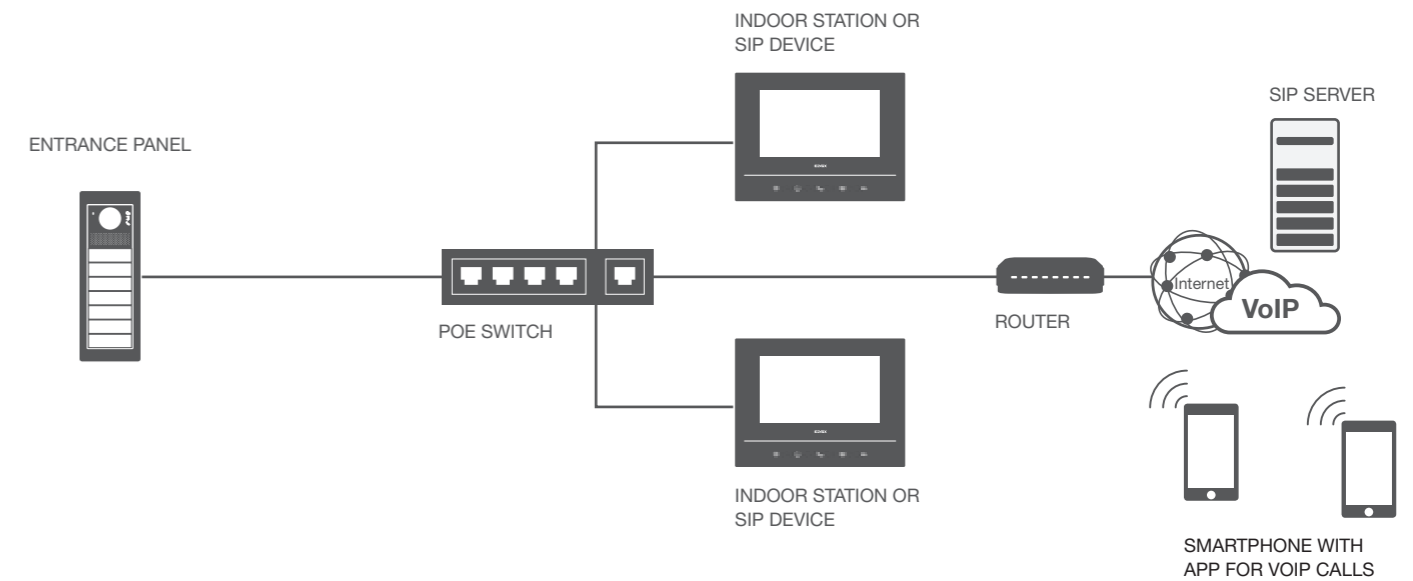


Audio and audio/video systems (SIP).

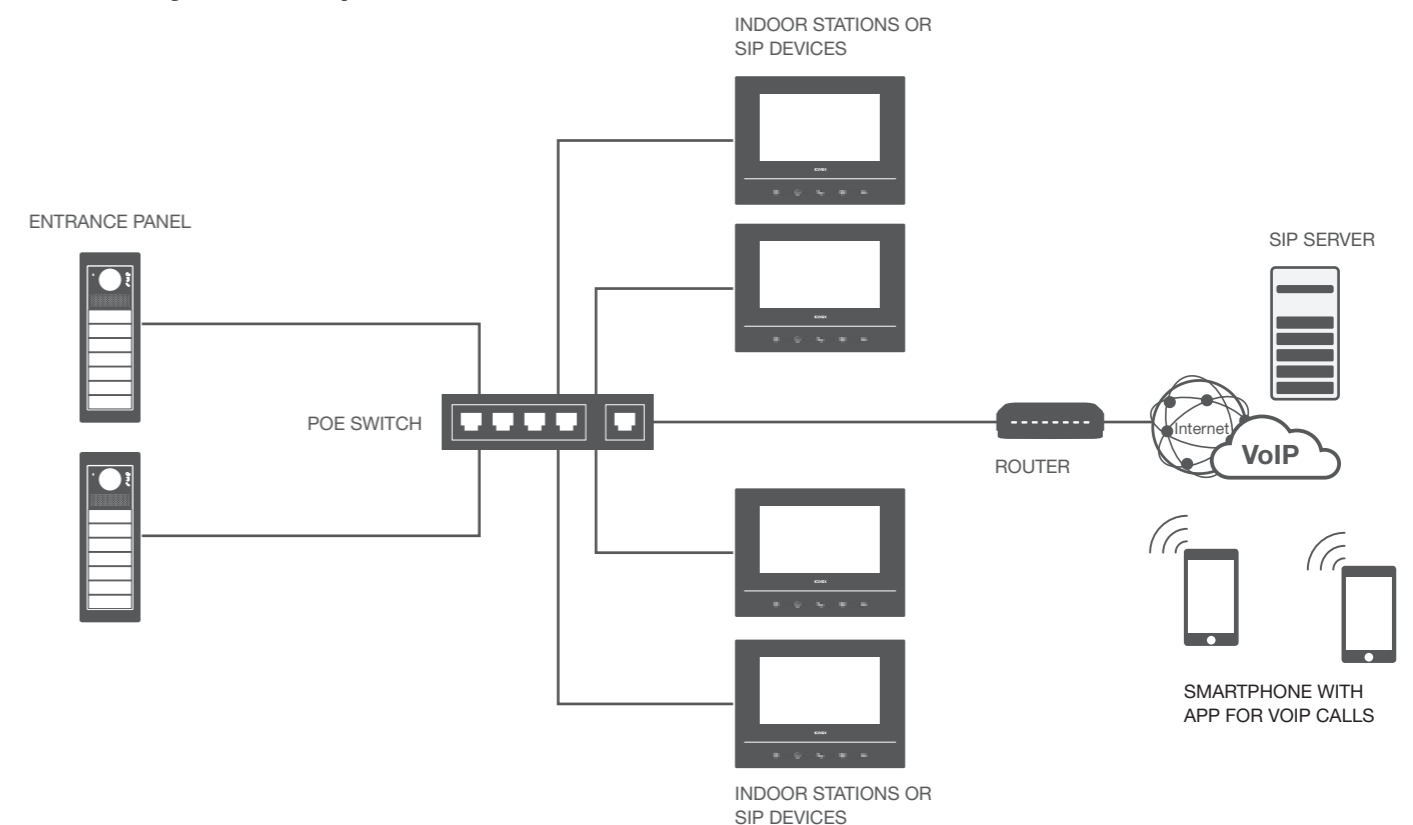
Main devices:

- Outdoor stations and licenses for audio or audio/video calls.
- indoor stations.
- PoE switch.
- Router.

With one entrance panel.



With many entrance panels.



Residential complex with video door entry system with up to 200 devices.



VIEW IoT smart life



Pixel entrance panel

VIEW IoT smart life



Pixel entrance panel

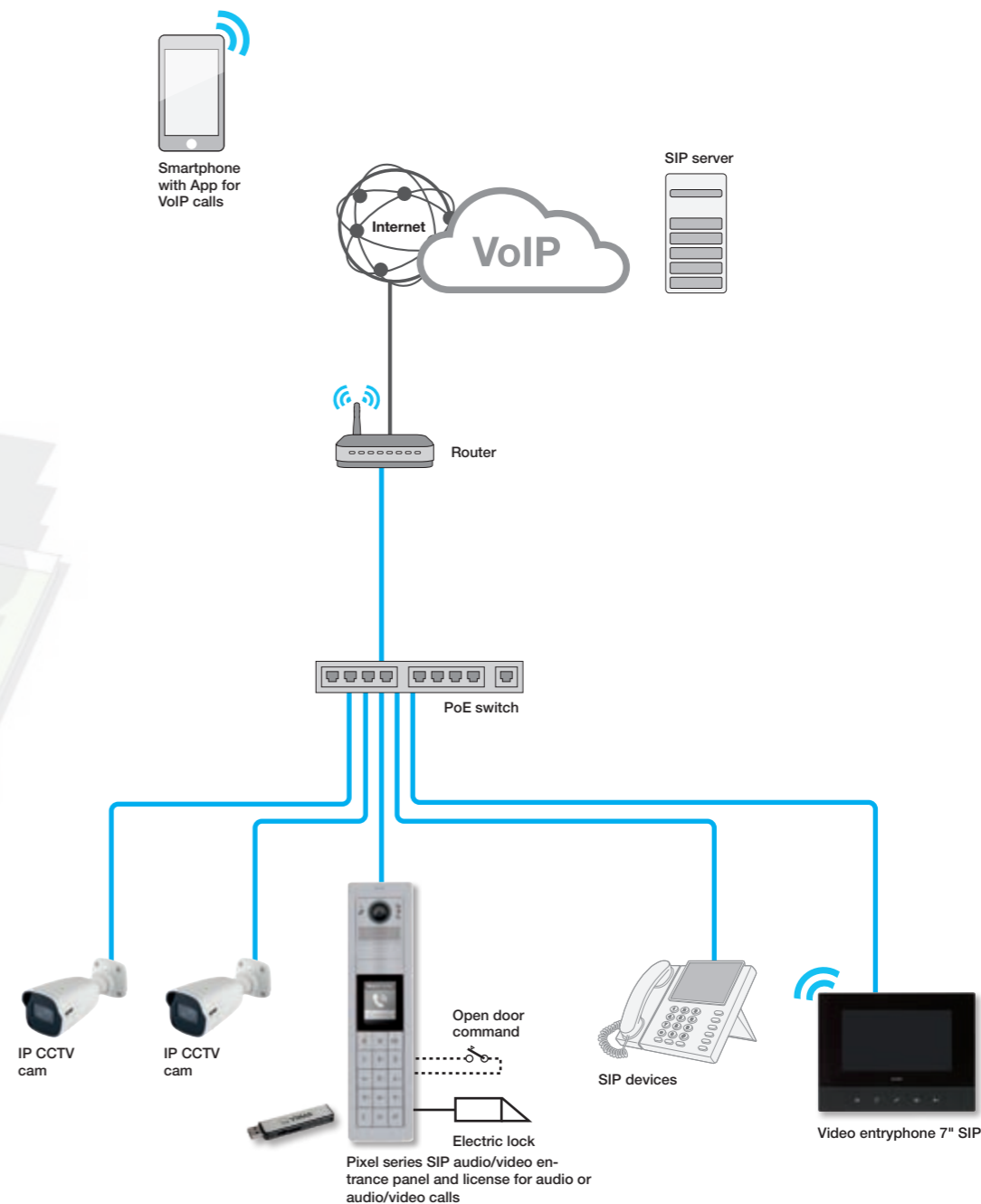
VIEW IoT smart life



Video entryphone 7" SIP



Smartphone with App for VoIP calls



Note: example of standard installation on dedicated video door entry system LAN network. The passive structured cabling and active components may vary depending on the type of network defined for each specific application.

Pixel Up series: video entrance panels

Video entrance panels with audio/video electronic unit and accessories



40404 Audio/video with 4x4 reader hole, stainless steel
40404.05 Audio/video with 4x4 reader hole, black metal
40404.06 Audio/video with 4x4 reader hole, champagne
40404.07 Audio/video with 4x4 reader hole, copper
40404.08 Audio/video with 4x4 reader hole, black painted
40424 Audio with 4x4 reader hole, stainless steel
40431 Flush mounting box for 40404 and 40424



40441 Surface mounting box for 40404 and 40424, stainless steel
40441.05 Surface mounting box for 40404 and 40424, black metal
40441.06 Surface mounting box for 40404 and 40424, champagne
40441.07 Surface mounting box for 40404 and 40424, copper
40441.08 Surface mounting box for 40404 and 40424, black painted



40405 Audio/Video, stainless steel
40405.05 Audio/Video, black metal
40405.06 Audio/Video, champagne
40405.07 Audio/Video, copper
40405.08 Audio/Video, black painted
40425 Audio, stainless steel
40430 Flush mounting box for 40405 and 40425



40440 Surface mounting box for 40405 and 40425, stainless steel
40440.05 Surface mounting box for 40405 and 40425, black metal
40440.06 Surface mounting box for 40405 and 40425, champagne
40440.07 Surface mounting box for 40405 and 40425, copper
40440.08 Surface mounting box for 40405 and 40425, black painted



41022 RFID reader for 4x4 hole
41011 Expansion module with 10 configurable push buttons

Pixel and Pixel Heavy series: entrance panels

Audio, audio/video and expansion electronic units



41005 Audio/Video, 4 buttons, with teleloop and wide-angle colour camera
41000 Audio, 4 buttons
41002 Audio, 4 buttons, with teleloop and 1 camera input
41010 10 buttons in 2 rows
41018 3,5" display and 3 buttons
41019 Alphanumerical keypad
41020 Keypad for access control




41015 Name-plate
41016 Fingerprint reader
41017 Transponder reader
41011 Expansion module with 10 configurable push buttons
41190 Cable for vertical and/or horizontal wiring of modules with integrated IP protection, length 485 mm
41191 Cable for internal connection of modules with integrated IP protection, length 245 mm

Pixel - Front modules



41105.01 Audio/Video teleloop for 41005 unit, grey
41105.02 As above, slate grey
41105.03 As above, white
41100.01 Audio for 41000 unit, grey
41100.02 As above, slate grey
41100.03 As above, white
41102.01 Audio for 41002 unit, with video camera input and teleloop function, grey
41102.02 As above, slate grey
41102.03 As above, white
41118.01 Display for 41018 unit, grey
41118.02 As above, slate grey
41118.03 As above, white
41119.01 Keypad for 41019 and 41020 units, grey
41119.02 As above, slate grey
41119.03 As above, white
41115 Name-plate for 41015 unit




41116.01 Fingerprint reader for 41016 unit, grey
41116.02 As above, slate grey
41116.03 As above, white
41117 Transponder reader with interchangeable labels in grey, slate grey and white
41121.01 Blank module, grey
41121.02 As above, slate grey
41121.03 As above, white
41110 Single axial button
41113.01 Single blank button, grey
41113.02 As above, slate grey
41113.03 As above, white
41114.01 Double blank button, grey
41114.02 As above, slate grey
41114.03 As above, white
41111 Single rocker button
41112 Double axial button

Pixel and Pixel Heavy series: entrance panels

Pixel - Cover plates with frames and mounting boxes




Pixel Heavy - Front modules (IK09, IK10, IP54)

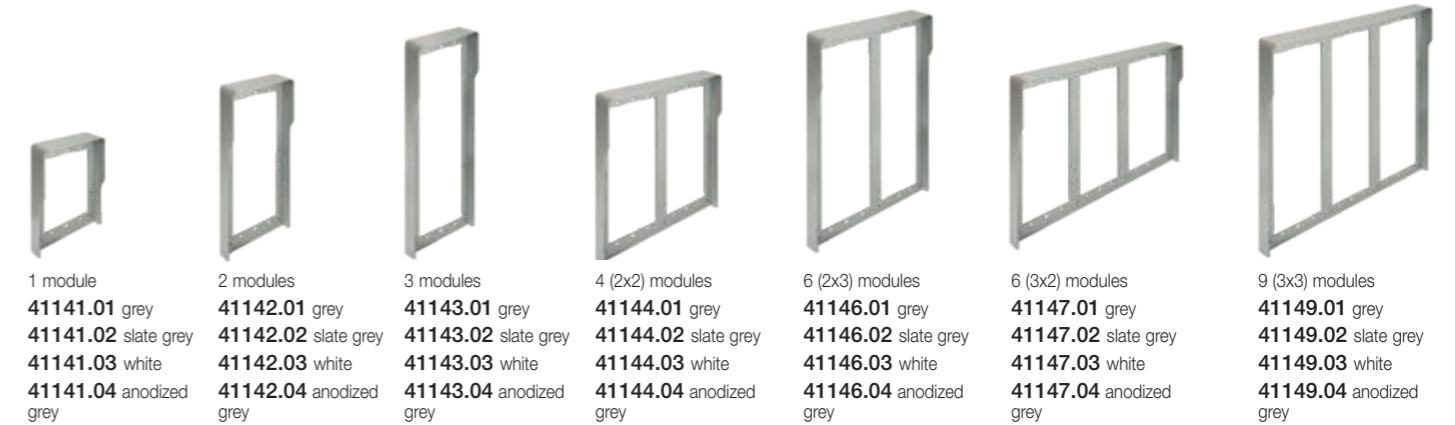


Pixel and Pixel Heavy series: entrance panels

Pixel Heavy - Cover plates with frames, tearproof mounting boxes and surface mounting boxes with built-in rainproof cover



Rainproof cover



Surface mounting boxes with built-in rainproof cover



Pixel and Pixel Heavy series: entrance panels

Universal adaptors



41135.01
1 module, grey

41135.02
As above, slate grey



41135.03
1 module, white

41135.04
As above, anodized grey



41136.01
2 modules, grey

41136.02
As above, slate grey



41136.03
2 modules, white

41136.04
As above, anodized grey

Electronic units for 1300, 1200, reinforced 1200 and 8000 series

Audio and audio/video electronic units



13F2.1
Audio/Video for 13K1 entrance plate



13F5
Audio/Video, 8-button in 2 rows



13F7
Audio/Video, with alphanumerical keypad, stainless steel buttons

13F7.B
As above, with white LED



13F1
Audio/Video for 13K1 entrance plate



13F3
Audio, 8-button in 2 rows



13F4
Audio, with alphanumerical keypad, stainless steel buttons

13F4.B
As above, with white LED



12TS
4-button additional unit

12TS.B
As above, with white LED



12TD
8-button additional unit

1300 series: entrance panels

Audio/video reduced module entrance panels



13K1
1-button, entrance plate for surface and flush mounting, electropolished anodized aluminium



91K1
Flush mounting box for 13K1

1300 series: entrance panels

2- and 3-module entrance plates and additional plates



1321
1-button and 3 blank covers, electropolished anodized aluminium



132D
Alphanumerical keypad, electropolished anodized aluminium



1358
Additional, 8-button, electropolished anodized aluminium



132N
Additional, with name-plate, electropolished anodized aluminium



1331
1-button and 7 blank covers, electropolished anodized aluminium



133D
Alphanumerical keypad and 1 name-plate, electropolished anodized aluminium



133N
Additional, with name-plate, electropolished anodized aluminium



1372
Additional, 12-button, electropolished anodized aluminium

Accessories



R130
Blank module for 1300 entrance plate



R131
Button for 1300 entrance plate



R200
Single button for entrance panels

R200/50
As above, in pack of 50 pieces

Mounting boxes



9192
2 modules



9193
3 modules

2- and 3-module rainproof covers



C321
2 modules, electropolished anodized aluminium

C331
As above, 3 modules



C322
2x2 modules, electropolished anodized aluminium

C332
As above, 3x2 modules



C323
2x3 modules, electropolished anodized aluminium

C333
As above, 3x3 modules



C324
2x4 modules, electropolished anodized aluminium

C334
As above, 3x4 modules

1300 series: entrance panels

Surface mounting boxes with built-in rainproof cover



- S321**
2 modules, electropolished anodized aluminium
- S331**
3 modules, electropolished anodized aluminium
- S322**
2x2 modules, electropolished anodized aluminium
- S332**
3x2 modules, electropolished anodized aluminium
- S323**
2x3 modules, electropolished anodized aluminium
- S333**
3x3 modules, electropolished anodized aluminium
- S324**
2x4 modules, electropolished anodized aluminium
- S334**
3x4 modules, electropolished anodized aluminium

1200 series: audio/video and audio entrance panels

2- and 3-module audio/video and additional entrance plates



- 1220**
No buttons, stainless steel
- 1221**
1-button, stainless steel
- 1222**
2-button, stainless steel
- 1223**
3-button, stainless steel
- 1224**
4-button, stainless steel
- 122D**
Alphanumerical keypad, stainless steel
- 1258**
8-button, stainless steel
- 122N**
With name-plate, stainless steel
- 123D**
Alphanumerical keypad + name-plate, stainless steel
- 123N**
With name-plates, stainless steel

Reinforced 1200 series: audio/video and audio entrance panels

2-module audio/video and additional entrance plates



- 1220/35**
No buttons, IK10 protection, sable grey
- 1221/35**
1-button, IK10 protection, sable grey
- 1222/35**
2-button, IK10 protection, sable grey
- 1223/35**
3-button, IK10 protection, sable grey
- 1224/35**
4-button, IK10 protection, sable grey
- 1258/35**
Additional, 8-button, IK10 protection, sable grey
- 122D/35**
Alphanumerical keypad, IK10 protection, sable grey
- 122N/35**
Additional, name-plate, IK10 protection, sable grey

1200 series: audio/video and audio entrance panels

2- and 3-module flush mounting and angular surface mounting boxes



- 9192**
2 modules
- 9193**
3 modules

2- and 3-module rainproof covers



- 1P21**
2 modules, stainless steel
- 1P31**
3 modules, stainless steel
- 1P22**
2x2 modules, stainless steel
- 1P32**
3x2 modules, stainless steel

2- and 3-module surface mounting boxes with built-in rainproof cover



- 1E21**
2 modules, stainless steel
- 1E31**
3 modules, stainless steel
- 1E22**
2x2 modules, stainless steel
- 1E32**
3x2 modules, stainless steel

8000 series: audio/video and audio entrance panels

Standard modules for audio/video entrance panels



- RPC5**
Audio/video, for RPR1, RP00, RP01, RP02, RP03, light grey
- RPF3**
Audio for RPR1, RP01, RP02, RP03, light grey
- RPR1**
Keypad and display, for RPC5, RPF3, light grey
- RP00**
Without buttons, with BUSY-WAIT, light grey
- RP01**
1-button, with BUSY-WAIT, light grey
- RP02**
2-button, with BUSY-WAIT, light grey
- RP03**
3-button, with BUSY-WAIT, light grey

Additional modules



- RPS1**
1-button, for 12TS, light grey
- RPS2**
2-button, for 12TS, light grey
- RPS3**
3-button, for 12TS, light grey
- RPS4**
4-button, for 12TS, light grey
- 805N**
Name-plate for 13 names, light grey
- 80PN**
House number, light grey
- 8000**
Blank module, light grey

8000 series: audio/video and audio entrance panels

Frames

Flush mounting boxes



- 8082**
For 2 modules and for additional modules only, RAL 7035 grey
- 8092**
For electronic units 13F3, 13F4, 13F5, 13F7, RAL 7035 grey
- 8083**
For 3 modules and for additional modules only, RAL 7035 grey
- 8093**
For electronic units 13F3, 13F4, 13F5, 13F7, 12TS, 12TD, RAL 7035 grey
- 9192**
2 modules
- 9193**
3 modules

Rainproof covers



- 9212**
2 modules, light grey
- 9213**
3 modules, light grey
- 9222**
2x2 modules, light grey
- 9223**
2x3 modules, light grey
- 9232**
3x2 modules, light grey
- 9233**
3x3 modules, light grey
- 9242**
4x2 modules, light grey
- 9243**
4x3 modules, light grey

Surface mounting boxes



- 9312**
2 modules, light grey
- 9313**
3 modules, light grey
- 9322**
2x2 modules, light grey
- 9323**
2x3 modules, light grey
- 9332**
3x2 modules, light grey
- 9333**
3x3 modules, light grey
- 9342**
4x2 modules, light grey
- 9343**
4x3 modules, light grey

8100 series: audio entrance panels up to 200 internal units

Audio electronic unit, 2-module audio and additional entrance plates



- 6931**
Due Fili electronic unit for audio entrance panel, up to 200 internal units
- 8114/19**
4-button, light grey
- 8116/19**
6-button, light grey
- 8118/19**
8-button, light grey
- 8166/19**
Additional, 6-button, light grey
- 8168/19**
Additional, 8-button, light grey
- 8170/19**
Additional, 10-button, light grey



- 8172/19**
Additional, 12-button, light grey
- 8174/19**
Additional, 14-button, light grey

1300/E series: audio/video and audio entrance panels

Audio/video electronic unit and audio/video entrance plates



- 40135**
Audio/video unit for entrance panel 40151 and 40152
- 40151**
With 1 call button, supplied with surface and flush mounting boxes, electro-polished anodised aluminium
- 40152**
With 2 call buttons, supplied with surface and flush mounting boxes, electro-polished anodised aluminium

Audio electronic unit and audio entrance plates



- 40131**
Audio unit for entrance panel 40141 and 40142
- 40141**
With 1 call button, supplied with surface and flush mounting boxes, electro-polished anodised aluminium
- 40142**
With 2 call buttons, supplied with surface and flush mounting boxes, electro-polished anodised aluminium

Patavium series: entrance panels

Audio and audio/video electronic units



13F3.B
Audio,
8-button in
2 rows, white LED



13A4.B.43
Audio, with
alphanumeric keypad,
white LED, golden
finish stainless steel
buttons



13F5.B
Audio/Video,
8-button in
2 rows, white LED



13A7.B.43
Audio/Video, with
alphanumeric keypad,
white LED, golden
finish stainless
steel buttons



12TS.B
4-button
additional unit,
white LED

2-module audio/video and additional entrance plates



41621
1-button,
satin-finish brass



41622
2-button,
satin-finish brass



41623
3-button,
satin-finish brass



41624
4-button,
satin-finish brass



41641
Alphanumeric
keypad,
satin-finish brass



41642
Additional,
name-plate,
satin-finish brass



41643
Additional,
8-button,
satin-finish brass

3 and 4 modules audio/video entrance plates



41626
6-button,
satin-finish brass



41628
8-button,
satin-finish brass



41630
10-button,
satin-finish brass



41632
12-button,
satin-finish brass

Patavium series: entrance panels

2-module audio and additional entrance plates



41601
1-button,
satin-finish brass



41602
2-button,
satin-finish brass



41603
3-button,
satin-finish brass



41604
4-button,
satin-finish brass



41640
Alphanumeric
keypad,
satin-finish brass



41642
Additional,
name-plate,
satin-finish brass



41643
Additional,
8-button,
satin-finish brass

3 and 4 modules audio entrance plates



41606
6-button,
satin-finish brass



41608
8-button,
satin-finish brass



41610
10-button,
satin-finish brass



41612
12-button,
satin-finish brass

Flush mounting boxes



41592
2 modules



41593
3 modules



41594
4 modules

Flush mounting boxes for adaptor



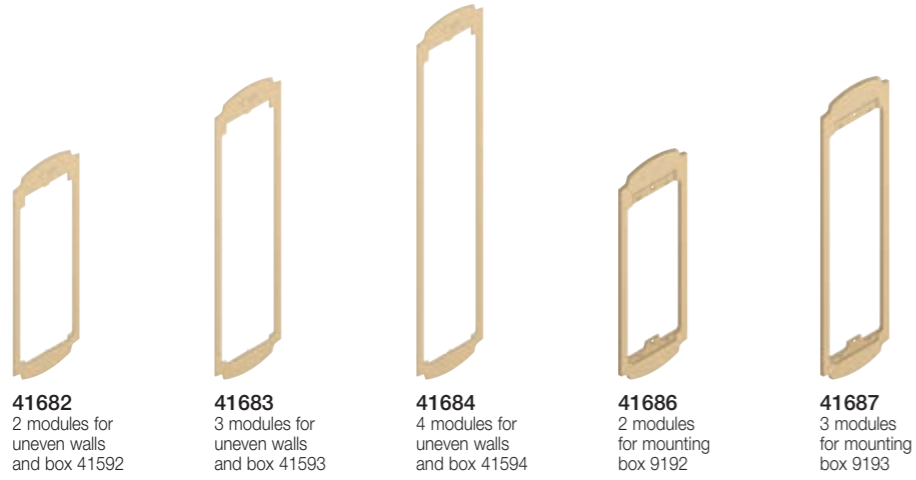
9192
2 modules for
adaptor 41686



9193
3 modules for
adaptor 41687

Patavium series: entrance panels

Adaptors



41682
2 modules for uneven walls and box 41593

41683
3 modules for uneven walls and box 41593

41684
4 modules for uneven walls and box 41594

41686
2 modules for mounting box 9192

41687
3 modules for mounting box 9193

Steely series: entrance panels

Audio and audio/video electronic units



13F3.B
Audio, 8-button in 2 rows, white LED


13A4.B
Audio, with alphanumerical keypad, white LED, stainless steel buttons

13F5.B
Audio/Video, 8-button in 2 rows, white LED

13A7.B
Audio/Video, with alphanumerical keypad, white LED, stainless steel buttons

12TS.B
4-button additional unit, white LED

2-module audio/video and additional entrance plates



41521
1-button, stainless steel

41522
2-button, stainless steel

41523
3-button, stainless steel

41524
4-button, stainless steel


41541
Alphanumerical keypad, stainless steel

41542
Additional, name-plate, stainless steel

41543
Additional, 8-button, stainless steel

Steely series: entrance panels

3 and 4 modules audio/video entrance plates




41526
6-button, stainless steel

41528
8-button, stainless steel

41530
10-button, stainless steel

41532
12-button, stainless steel

2-module audio and additional entrance plates



41501
1-button, stainless steel

41502
2-button, stainless steel

41503
3-button, stainless steel

41504
4-button, stainless steel

41540
Alphanumerical keypad, stainless steel

41542
Additional, name-plate, stainless steel

41543
Additional, 8-button, stainless steel

3 and 4 modules audio entrance plates



41506
6-button, stainless steel

41508
8-button, stainless steel

41510
10-button, stainless steel

41512
12-button, stainless steel

Steely series: entrance panels

1-module additional entrance plates



41595
Customisable cover plate, stainless steel



41596
With 40x40 mm hole, stainless steel

Mounting boxes



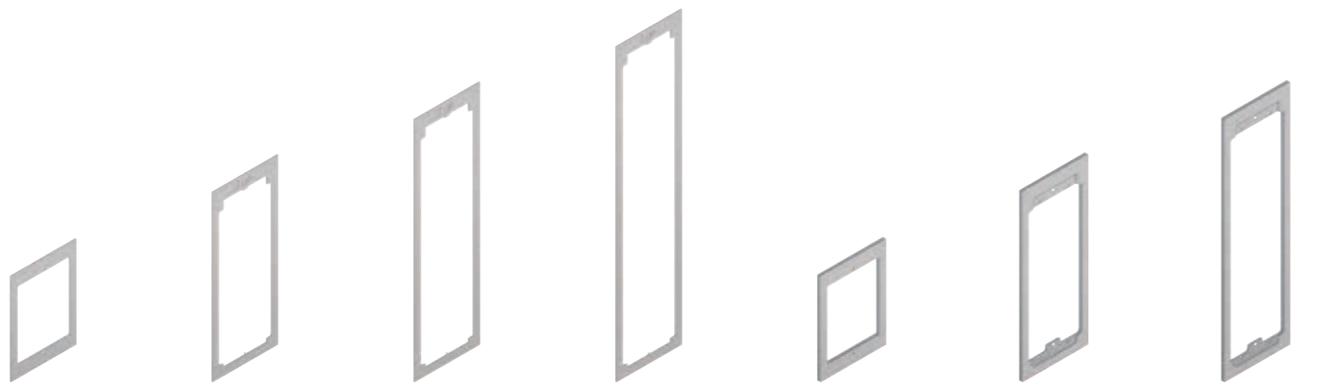
41591 1 module
41592 2 modules
41593 3 modules
41594 4 modules

Mounting boxes for adaptor



9191 1 module for adaptor 41585
9192 2 modules for adaptor 41586
9193 3 modules for adaptor 41587

Adaptors



41581 1 module for uneven walls and box 41591
41582 2 modules for uneven walls and box 41592
41583 3 modules for uneven walls and box 41593
41584 4 modules for uneven walls and box 41594
41585 1 module for mounting box 9191
41586 2 modules for mounting box 9192
41587 3 modules for mounting box 9193

Tab series: video entryphones

Video entryphones



40517
Tab 7S Up - surface mounting hands-free video entryphone, integrated Wi-Fi, 7" LCD display, teleloop facility for hearing aids, white



▲ **40517.04**
Tab 7S Up - surface mounting hands-free video entryphone, integrated Wi-Fi, 7" LCD display, teleloop facility for hearing aids, black



40505
Tab 7 - surface mounting hands-free video entryphone, 7" LCD display, teleloop facility for hearing aids, white



40515
Tab 5S Up - surface mounting hands-free video entryphone, integrated Wi-Fi, 5" LCD display, teleloop facility for hearing aids, white



▲ **40515.04**
Tab 5S Up - surface mounting hands-free video entryphone, integrated Wi-Fi, 5" LCD display, teleloop facility for hearing aids, black



7559
Tab Free 4,3 - surface mounting hands-free video entryphone, 4.3" LCD display, keyboard for intercom calls, teleloop facility for hearing aids, white

7558
As above, without intercom call



App **View** available on Apple and Google Play store



7549
Tab 4,3 - surface mounting video entryphone with handset, 4,3" LCD display, teleloop facility for hearing aids, white




7548
Tab 4,3 - surface mounting video entryphone with handset, 4,3" LCD display, teleloop facility for hearing aids, white

Accessories



40596
Table box for Tab 7S Up video entryphone



40195
Table box for Tab 7 video entryphone




40595
Table box for Tab 5S Up video entryphone



753A
Table mounting box, white



40591
Flush mounting box for Tab 7S Up video entryphone for hollow walls and masonry



40590
Flush mounting box for Tab 5S Up video entryphone for hollow walls and masonry



40196
Surface mounting frame Tab 7 video entryphone



753S
8-module support (4+4) for 7549 surface mounting



755S
Surface mounting frame Tab 4,3 video entryphone



753B
Interconnecting stud for table mounting box

Tab series: entryphones

Entryphones and accessories



7509
Tab jr. - surface mounting entryphone with handset, white

7509/D
As above, facility for hard of hearing function



753A
Table mounting box, white



753B
Interconnecting stud for table mounting box

Voxie series: enterphones

Entryphones and accessories



40540
Surface mounting entryphone with handset and 2 push buttons, white

40540.D
As above, with function for hearing aid wearers



40542
Surface mounting entryphone with handset and 6 push buttons, white



40547
Surface mounting hands-free entryphone with 7 push buttons, white



40598
Table mounting box, white

Additional devices

Porter switchboard



40510
Porter switchboard with 7" LCD monitor, electronic contact list, calls and alarms displaying and management and services programmes

Power supplies



40100
Entry system supply unit, 28 Vdc, 110-240 V~ 50/60 Hz



40110
Video entry system supply unit, 28 Vdc, 110-240 V~ 50/60 Hz



6923
Additional video entry system supply unit, 28 Vdc, 230 V~ 50/60 Hz 15 VA

6923/120
As above, 120 V~

6923/240
As above, 240 V~



41021
Line adaptor for connecting power supply unit 6923 and Pixel entrance panel



6582.1
Additional supply unit for LED and cameras, 10,5 Vdc, 13,5 Vdc and 18 Vdc, 230 V~ 50/60 Hz 35 VA



40190
Due Fili Plus supply unit terminal cover kit

Due Fili Plus + Digibus interface



69DM
Due Fili Plus pillar Digibus back interface

69DM.EN
As above, English version

Expansion interface



69RS.1
Expansion interface to manage up to 200 inner stations

Separator



692S.1
Separator for dividing conversation areas

Pillar divider



69DV
Pillar divider for 4 pillar lines



69DV/5
Pillar divider for 4 pillar lines for category 5 system

Additional devices

Video distributor



692D
Passive floor distributor for adapting video signal impedance



691D
Passive floor distributor for adapting video signal impedance with single shunting towards an indoor station

Ground divider



692G
Galvanic insulating device for video signal

Concentrators and selectors



69MX
Concentrator for up to 4 entrance panels parallel connection



69MX/5
Concentrator for up to 4 entrance panels parallel connection for category 5 system



69AM/T
Video selector for 4 cameras in the system



69AM/T4
Video selector for 4 cameras, allows expansion of the number of cameras

Amplifiers



692M
Video signal riser amplifier



692M/5
Video signal riser amplifier for category 5 system



69MD
Interface for Digital/audio-video signal change for users

Audio/video converter

Protection device



692E
Overvoltage protection device

Interfaces



692I/U
PC interface with USB port and software for system configuration



6120
Interface for 2 remote controls



40164
Telephone interface for Due Fili Plus entryphones and video entryphones

Additional devices

Relays



69PH
Programmable device with 2 x 6 A 230 V~ change-over relays operating in line with separate or correlated programming



69RH
Programmable device with 2 NO 3 A 230 V~ relays for 2 independent auxiliary controls



69RH/L
Programmable device with 2 NO 3 A 230 V~ time-delay relays



0170/101
3 A 230 V~ change-over relay for call repetition

0170/001
3 A 230 V~ change-over relay, power supply 12 Vdc or Vac

Electronic chime



860A
With different calls for 2 entrances, 230 V~

860A.240
As above, 240 V~

Cables



732H.E.100
Cable for internal laying, PVC-sheath, Eca, 100 m

732H.E.500
As above, 500 m



732I.E.100
Cable for external laying, LSZH-sheath, Eca, 100 m

732I.E.500
As above, 500 m




732I.C.100
Cable for external laying, LSZH-sheath, Cca - s1b, 100 m

Pixel and Pixel Heavy series: video entrance panels

Audio/video and expansion electronic units and accessories



41006.1 IP audio/video unit with teleloop, wide-angle cam and full duplex audio
41010 10 buttons in 2 rows
41018 3,5" display and 3 buttons
41019 Alphanumerical keypad
41015 Name-plate
41017 Transponder reader
41020 Keypad for access control



41190 Cable for vertical and/or horizontal wiring of modules with integrated IP protection, length 485 mm
41191 Cable for internal connection of modules with integrated IP protection, length 245 mm

Pixel - Front modules



41105.01 Audio/Video teleloop for 41006.1 unit, grey
41105.02 As above, slate grey
41105.03 As above, white
41118.01 Display for 41018 unit, grey
41118.02 As above, slate grey
41118.03 As above, white
41119.01 Keypad for 41019 and 41020 units, grey
41119.02 As above, slate grey
41119.03 As above, white
41121.01 Blank module, grey
41121.02 As above, slate grey
41121.03 As above, white
41115 Name-plate for 41015 unit
41117 Transponder reader with interchangeable labels in grey, slate grey and white



41110 Single axial button
41111 Single rocker button
41112 Double axial button
41113.01 Single blank button, grey
41113.02 As above, slate grey
41113.03 As above, white
41114.01 Double blank button, grey
41114.02 As above, slate grey
41114.03 As above, white

ADDITIONAL INSTALLATION ACCESSORIES

To complete the installation of entrance panels with flush or surface mounting boxes, rainproof frames, universal adapters and other accessories, see from page 92

Pixel and Pixel Heavy series: video entrance panels

Pixel Heavy - Front modules (IK09, IK10 and IP54)



41270 Audio/video for 41006.1 unit, no buttons, with teleloop
41271 Audio/Video for 41006.1 unit, 1-button, with teleloop, IK10 and IP54 protection
41272 Audio/Video for 41006.1 unit, 2-button, with teleloop, IK10 and IP54 protection
41274 Audio/Video for 41006.1 unit, 4-button in 2 rows
41223 For 41010 unit, 3-button
41225 For 41010 unit, 5-button



41230 For 41010 unit, 10-button in 2 rows
41218 Display for 41018 unit, IK09
41219 Keypad for 41019 and 41020 unit, IK09
41215 Name-plate for 41015 unit
41221 Blank module

ADDITIONAL INSTALLATION ACCESSORIES

To complete the installation of entrance panels with flush or surface mounting boxes, rainproof frames, universal adapters and other accessories, see from page 93

Pixel Up series: video entrance panels

Video entrance panels with audio/video electronic unit



40414 Audio/video with 4x4 reader hole, stainless steel
40414.05 Audio/video with 4x4 reader hole, black metal
40414.06 Audio/video with 4x4 reader hole, champagne
40414.07 Audio/video with 4x4 reader hole, copper
40414.08 Audio/video with 4x4 reader hole, black painted
40415 Audio/Video, stainless steel
40415.05 Audio/Video, black metal
40415.06 Audio/Video, champagne
40415.07 Audio/Video, copper
40415.08 Audio/Video, black painted

ADDITIONAL INSTALLATION ACCESSORIES

To complete the installation of entrance panels with flush or surface mounting boxes and other accessories, see from page 90



Tab series: video entryphones

Video entryphones and accessories



40607
Tab 7S IP, hands-free, integrated Wi-Fi, 7" LCD monitor, teleloop facility for hearing aids, white



40605
Tab 7 IP, hands-free, 7" LCD monitor, teleloop facility for hearing aids, white



40195
Desktop for Tab 7



App **View** available on Apple and Google Play store

Additional devices

Devices for DIN (60715 TH35) rail installation and software license



40165
Riserless IP gateway



▲ 40166
Lift control device, 16 outputs 1A 24 Vdc



40636
2-input/output device, IP standard



40638
Device for the enabling optional services after activation of a license



40691
USB storage device for license activation for 1 IP porter switchboard station



40691.1W
Web license activation for 1 IP porter switchboard station



40692
USB storage device for 1 IP-Riserless license

40692.10
As above, 10 licenses

40692.50
As above, 50 licenses

40692.100
As above, 100 licenses



40692.1W
1 IP-Riserless web license

40692.W10
As above, 10 licenses

40692.W50
As above, 50 licenses

40692.W100
As above, 100 licenses



Pixel and Pixel Heavy series: video entrance panels

Audio/video and expansion electronic units and accessories



41007
SIP audio/video unit with teleloop, wide-angle cam and full duplex audio



41010
10 buttons in 2 rows




41018
3.5" display and 3 buttons




41019
Alphanumerical keypad



41015
Name-plate



41190
Cable for vertical and/or horizontal wiring of modules with integrated IP protection, length 485 mm



41191
Cable for internal connection of modules with integrated IP protection, length 245 mm

Pixel - Front modules



41105.01
Audio/Video teleloop for 41007 unit, grey

41105.02
As above, slate grey

41105.03
As above, white



41118.01
Display for 41018 unit, grey

41118.02
As above, slate grey

41118.03
As above, white



41119.01
Keypad for 41019 and 41020 units, grey

41119.02
As above, slate grey

41119.03
As above, white



41121.01
Blank module, grey

41121.02
As above, slate grey

41121.03
As above, white




41115
Name-plate for 41015 unit



41110
Single axial button



41111
Single rocker button



41112
Double axial button



41113.01
Single blank button, grey

41113.02
As above, slate grey

41113.03
As above, white



41114.01
Double blank button, grey

41114.02
As above, slate grey

41114.03
As above, white

ADDITIONAL INSTALLATION ACCESSORIES

To complete the installation of entrance panels with flush or surface mounting boxes, rainproof frames, universal adapters and other accessories, see from page 92



Pixel and Pixel Heavy series: video entrance panels

Pixel Heavy - Front modules (IK09, IK10 and IP54)



41270
Audio/video for 41006.1 unit, no buttons, with teleloop



41271
Audio/Video for 41006.1 unit, 1-button, with teleloop, IK10 and IP54 protection



41272
Audio/Video for 41006.1 unit, 2-button, with teleloop, IK10 and IP54 protection



41274
Audio/Video for 41006.1 unit, 4-button in 2 rows



41223
For 41010 unit, 3-button



41225
For 41010 unit, 5-button



41230
For 41010 unit, 10-button in 2 rows



41218
Display for 41018 unit, IK09



41219
Keypad for 41019 and 41020 unit, IK09



41215
Name-plate for 41015 unit



41221
Blank module

ADDITIONAL INSTALLATION ACCESSORIES

To complete the installation of entrance panels with flush or surface mounting boxes, rainproof frames, universal adapters and other accessories, see from page 93

Video entrance panels with audio/video electronic unit



K41007.01
Pixel audio/video entrance panel, with 1-button, flush mounting box and audio/video unit 41007

K41007.02
As above, with 2-button



K41007.03
Pixel Heavy audio/video entrance panel, with 1-button, flush mounting box and audio/video unit 41007

K41007.04
As above, with 2-button



Pixel Up series: video entrance panels

Video entrance panels with audio/video electronic unit



40414.S
Audio/video with 4x4 reader hole, stainless steel



40415.S
Audio/Video, stainless steel

ADDITIONAL INSTALLATION ACCESSORIES

To complete the installation of entrance panels with flush or surface mounting boxes and other accessories, see from page 90

Video entryphones

Video entryphones and accessories



40610.S
Hands-free video entryphone, integrated Wi-Fi, 7" LCD touch screen monitor, PoE power supply, surface mounting, black



40597
Table box for 7" SIP video entryphone

Software licenses

Software licenses for compatible SIP devices



40690
USB storage device for licence activation codes for 1 SIP audio/video call

40690.10
As above, 10 SIP audio/video calls

40690.50
As above, 50 SIP audio/video calls

40690.100
As above, 100 SIP audio/video calls

40690.200
As above, 200 SIP audio/video calls



40690.A
USB storage device for licence activation codes for 1 SIP audio call

40690.A10
As above, 10 SIP audio calls

40690.A50
As above, 50 SIP audio calls

40690.A100
As above, 100 SIP audio calls

40690.A200
As above, 200 SIP audio calls



40690.1W
Web licence activation codes for 1 SIP audio/video call

40690.10W
As above, 10 SIP audio/video calls

40690.50W
As above, 50 SIP audio/video calls

40690.100W
As above, 100 SIP audio/video calls

40690.200W
As above, 200 SIP audio/video calls



40690.A1W
Web licence activation codes for 1 SIP audio call

40690.A10W
As above, 10 SIP audio calls

40690.A50W
As above, 50 SIP audio calls

40690.A100W
As above, 100 SIP audio calls

40690.A200W
As above, 200 SIP audio calls



Electronic units for 1300, 1200, reinforced 1200, 8000 and 8100 series

Audio electronic units



0930/000.04
Audio with 4+n wires connection. For Sound System and a.c. call

930A
As above, with the mobile microphone

930B
Audio with two-wire connection

930C
Audio with dual amplifier and 4+n wires connection. For a.c. call

930D
Audio with dual amplifier and 1+n wires connection. For Sound System call

930G
Audio with dual amplifier and 4+n wires connection. For Sound System and a.c. call

1300 series: entrance panels

Audio reduced module entrance panels



13K1
1-button, entrance plate for surface and flush mounting, electropolished anodized aluminium

2- and 3-module entrance plates



1321
1-button and 3 blank covers, electropolished anodized aluminium



1331
1-button and 7 blank covers, electropolished anodized aluminium

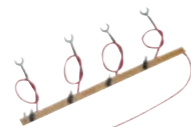
Accessories



R130
Blank module for 1300 entrance plate



R200
Single button for entrance panels



0002/994
Strip with 4 diodes for 1+n wires connection



R260
Green LED module for name card



R260/50
As above, in pack of 50 pieces

R260.B
As above, with white LED

R131
Button for 1300 entrance plate

ADDITIONAL INSTALLATION ACCESSORIES

To complete the installation of entrance panels with flush or surface mounting boxes, rainproof frames, universal adapters and other accessories, see from page 95



1200 series: entrance panels

2-module audio



1220
No buttons, stainless steel



1221
1-button, stainless steel



1222
2-button, stainless steel



1223
3-button, stainless steel



1224
4-button, stainless steel

Reinforced 1200 series: audio entrance panels

2-module audio and additional entrance plates



1220/35
No buttons, IK10 protection, sable grey



1221/35
1-button, IK10 protection, sable grey



1222/35
2-button, IK10 protection, sable grey



1223/35
3-button, IK10 protection, sable grey



1224/35
4-button, IK10 protection, sable grey



1258/35
Additional, 8-button, IK10 protection, sable grey



122D/35
Alphanumerical keypad, IK10 protection, sable grey



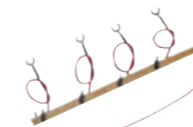
122N/35
Additional, name-plate, IK10 protection, sable grey

Accessories for 1200 and reinforced 1200 series



R200
Single button for entrance panels

R200/50
As above, in pack of 50 pieces



0002/994
Strip with 4 diodes for 1+n wires connection



R260
Green LED module for name card

R260.B
As above, with white LED

ADDITIONAL INSTALLATION ACCESSORIES

To complete the installation of entrance panels with flush or surface mounting boxes, rainproof frames, universal adapters and other accessories, see from page 95



8000 series: audio entrance panels

Standard modules for audio entrance panels



8010 Standard audio module, light grey
8011 1-button standard audio module, light grey
8012 2-button standard audio module, light grey
8001 1-button, light grey
8002 2-button, light grey
8003 3-button, light grey
8004 4-button, light grey
8006 6-button, light grey
8008 8-button, light grey
800N House number, light grey
8000 Blank module, light grey
8016 Keypad module for opening an encoded lock, light grey


Frames

Flush mounting boxes



8081 For 1 module, RAL 7035 grey
8082 For 2 modules and for additional modules only, RAL 7035 grey
8083 For 3 modules and for additional modules only, RAL 7035 grey
9191 1 module
9192 2 modules
9193 3 modules

Rainproof covers



9211 1 module, light grey
9212 2 modules, light grey
9213 3 modules, light grey
9221 2x1 modules, light grey
9222 2x2 modules, light grey
9223 2x3 modules, light grey
9231 3x1 modules, light grey
9232 3x2 modules, light grey
9233 3x3 modules, light grey
9242 4x2 modules, light grey
9243 4x3 modules, light grey



8000 series: audio entrance panels

Surface mounting boxes



9311 1 module, light grey
9312 2 modules, light grey
9313 3 modules, light grey
9321 2x1 modules, light grey
9322 2x2 modules, light grey
9323 2x3 modules, light grey
9331 3x1 modules, light grey
9332 3x2 modules, light grey
9333 3x3 modules, light grey
9342 4x2 modules, light grey
9343 4x3 modules, light grey

Audio entrance panels and boxes



88T1 Audio with 1 button, for surface mounting, light grey
88T2 As above, with 2 buttons
8911 Audio with 1 button, for flush mounting, light grey
891D Audio with 2 buttons, for flush mounting, light grey
921K Rainproof cover for 891D, light grey
931K Surface mounting box for 891D, light grey

8100 series: audio entrance panels

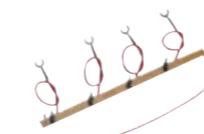
Audio entrance panels and additional panels for surface mounting



8100 Without buttons, aluminium
8101 With 1 button, aluminium
8102 With 2 buttons, aluminium
8103 With 3 buttons, aluminium
8104 With 4 buttons, aluminium
8101/19 As above, light grey
8102/19 As above, light grey
8154 Additional panel with 4 buttons, aluminium
8155 Additional panel with 5 buttons, aluminium
8156 Additional panel with 6 buttons, aluminium
8157 Additional panel with 7 buttons, aluminium

8000 and 8100 series: audio entrance panels

Accessories for 8000 and 8100 series



0002/994
Strip with 4 diodes for 1+n wires connection

1720 series: call button

Call button



1721
With 24 V 3 W lamp, for flush mounting



Petrarca series

Entryphones



6200
Entryphone with loudspeaker + 8 additional buttons, white

6200/1
As above, with white buttons



6201
Entryphone with 8 additional buttons for 1+n wires connection, white

620R
Entryphone with buzzer for a.c. call + 8 additional buttons, white



62K0
Entryphone with lock button + additional button, for Sound System call, white



6152
8 NO additional buttons for entryphones



6157
Additional NC button




6154
Indication module with red LED and 8 transparent buttons

6V54
Indication module with green LED and 8 transparent buttons



6153
4-position switching module for setting the volume mode



6155
Conversation privacy card



615S
Additional chime (buzzer)



6140.1
Desktop base for entryphone, 2 m 6-conductor cable, white

8870 series: entryphones

Entryphones and accessories



8875
Entryphone with loudspeaker for Sound System call and 2 buttons, white



8877
Entryphone with 2 buttons, for 1+n wires connection, white



8870.1
Entryphone with buzzer for a.c. call and 2 buttons, white



887U
Universal entryphone, compatible with entryphones from other manufacturers for ac and electronic call systems, white



0002/818
Additional chime (buzzer) for 8870.1



Additional devices for DIN (60715 TH35) rail installation

Power supplies



0931
Entry system supply unit, for Sound System call and 4+n wires connection, 15 V, 230 V~ 50/60 Hz

0931/120
As above, 120 V~ 50/60 Hz

0931/240
As above, 240 V~ 50/60 Hz



938A
Entry system supply unit, for intercom units and Sound System call, 15 V, 230 V~ 50/60 Hz



6837
Entry system supply unit, for Sound System 1+n wires connection, 15 V, 230 V~ 50/60 Hz

Switching modules



0839/303.06
Automatic switching module for 3 audio entrance panels



935A
Switching module for intercom networks

Relays



0170/001
3 A 230 V~ change-over relay, power supply 12 Vdc or Vac

Transformers



M832
Safety transformer with 12 V~ output, 35 VA 230 V~ 50/60 Hz

M832.120
As above, 120 V~ 50/60 Hz

M832.240
As above, 240 V~ 50/60 Hz



40102
Entry system supply unit, for Sound System call, 12 Vac, 120/230 V~ 50/60 Hz

Surface mounting chimes



860A
With different calls for 2 entrances, 230 V~

860A.240
As above, 240 V~



860B
with different calls for 2 entrances, 15 Vac

860C
As above for 3 entrances, 12-15 Vdc, 12-15 Vac, 9 V battery



0002/841.05
Electronic call repeater loudspeaker

Due Fili Plus - 1-family pre-programmed video entry system kits



▲ K40517G.01

- Kit comprises:
- 1 1-module 1-button Pixel series entrance panel, grey (41131.01+41105.01);
 - 1 audio/video electronic unit with teleloop and wide-angle camera (41005);
 - 1 flush mounting box (9191);
 - 1 Tab 7S Up hands-free video entryphone, white with integrated Wi-Fi for the remote control of the call on smartphone (40517);
 - 1 supply unit (40110)

K40517.E

- Kit comprises:
- 1 series 1300/E flush mounting or surface mounting anodised aluminium entrance panel (40151);
 - 1 audio/video electronic unit (40135);
 - 1 Tab 7S Up hands-free video entryphone, white with integrated Wi-Fi for the remote control of the call on smartphone (40517);
 - 1 supply unit (40110)

▲ K40515G.01

- Kit comprises:
- 1 1-module 1-button Pixel series entrance panel, grey (41131.01+41105.01);
 - 1 audio/video electronic unit with teleloop and wide-angle camera (41005);
 - 1 flush mounting box (9191);
 - 1 Tab 5S Up hands-free video entryphone, white with integrated Wi-Fi for the remote control of the call on smartphone (40515);
 - 1 supply unit (40110)

K40515.E

- Kit comprises:
- 1 series 1300/E flush mounting or surface mounting anodised aluminium entrance panel (40151);
 - 1 audio/video electronic unit (40135);
 - 1 Tab 5S Up hands-free video entryphone, white with integrated Wi-Fi for the remote control of the call on smartphone (40515);
 - 1 supply unit (40110)



App View available on Apple and Google Play store



K40505G.01

- Kit comprises:
- 1 1-module 1-button Pixel series entrance panel, grey (41131.01+41105.01);
 - 1 audio/video electronic unit with teleloop and wide-angle camera (41005);
 - 1 flush mounting box (9191);
 - 1 Tab 7 hands-free video entryphone, white (40505);
 - 1 supply unit (40110)

K7559G.01

- Kit comprises:
- 1-module 1-button Pixel series entrance panel, grey (41131.01+41105.01);
 - 1 audio/video electronic unit with teleloop and wide-angle camera (41005);
 - 1 flush mounting box (9191);
 - 1 Tab Free 4.3" hands-free video entryphone, white (7559);
 - 1 supply unit (40110)

7559/E

- Kit comprises:
- 1 series 1300/E flush mounting or surface mounting anodised aluminium entrance panel (40151);
 - 1 audio/video electronic unit (40135);
 - 1 Tab Free 4.3" hands-free video entryphone, white (7559);
 - 1 supply unit (40110)



7558/E

- Kit comprises:
- 1 series 1300/E flush mounting or surface mounting anodised aluminium entrance panel (40151);
 - 1 audio/video electronic unit (40135);
 - 1 Tab Free 4.3" hands-free video entryphone, white (7558);
 - 1 supply unit (40110)

7549/M

- Kit comprises:
- 1 surface/flush mounting entrance panel 1300 series (13K1), with 1 additional button R131;
 - 1 audio/video colour electronic unit (13F2.1);
 - 1 Tab 4,3" video entryphone with handset, white (7549);
 - 1 supply unit (40110)

Due Fili Plus - 1-family pre-programmed audio entry system kit



7509/M

- 1-family kit comprises:
- 1 surface/flush mounting 1300 series entrance panel (13K1), with 1 additional button R131;
 - 1 audio electronic unit (13F1);
 - 1 Tab jr. entryphone (7509);
 - 1 supply unit (40100)



K40540.E

- 1-family kit comprises:
- 1 audio electronic unit (40131);
 - 1 one-family audio cover plate (40141), 1-module flush mounting box (91K1);
 - 1 Voxide handset entryphone with 2 push buttons (40540);
 - 1 power supply unit (40100)



K40542.E

- 1-family kit comprises:
- 1 audio electronic unit (40131);
 - 1 one-family audio cover plate (40141), 1-module flush mounting box (91K1);
 - 1 Voxide handset entryphone with 6 push buttons (40542);
 - 1 power supply unit (40100)



K40547.E

- 1-family kit comprises:
- 1 audio electronic unit (40131);
 - 1 one-family audio cover plate (40141), 1-module flush mounting box (91K1);
 - 1 Voxide hands-free entryphone with 7 push buttons (40547);
 - 1 power supply unit (40100)

IP over 2 wires - Stand alone video entry kit



- ▲ K40980**
Kit comprises:
- 1 audio/video entrance panel with rain-proof frame configurable for 1, 2 or 4 families with RFID reader (40980.P);
 - 1 hands-free touch screen monitor, integrated Wi-Fi, 7" LCD colour display (40980.M);
 - 5 Mifare coloured RFID cards (40169);
 - 1 power supply unit (40105).
- Complete with brackets for surface mounting



- ▲ K40981**
Kit comprises:
- 1 audio/video entrance panel with rain-proof frame configurable for 1, 2 or 4 families with RFID reader (40980.P);
 - 2 hands-free touch screen monitors, integrated Wi-Fi, 7" LCD colour display (40980.M);
 - 5 Mifare coloured RFID cards (40169);
 - 1 power supply unit (40105).
- Complete with brackets for surface mounting



- ▲ 40980.M**
Additional hands-free touch screen monitor, integrated Wi-Fi, 7" LCD colour display
- ▲ 40980.P**
Additional audio/video entrance panel with rain-proof frame configurable for 1, 2 or 4 families with RFID reader



- ▲ 40169**
7 Mifare coloured RFID cards



- ▲ 40168**
Interface for connecting IP CCTV cameras to the kit's 2-wire BUS



- ▲ 40105**
Supply unit 32 Vdc 4 A, 100-240 V- 50/60 Hz

Video doorbell Wi-Fi



- K40960**
Kit for surface mounting with:
- 1 video doorbell with built-in Wi-Fi for call forwarding with View Door app, camera with night vision and LED lighting, RGB LED ring-lighting push button, SD card and anti-tamper sensor (40960);
 - 1 24 VDC 1 A power supply unit with interchangeable plugs for European, British, American and Australian standards (40104)




- 40961**
Additional electronic doorchime for video doorbell



- 40962**
Rectifier for doorbell power supply, 12 -24 VAC, 18-24 VDC

- K40965**
As above, with DIN supply unit



IP - 1-family video entry system kits



- K40607.01**
Self-configuring kit, comprises:
- 1 1-module 1-button Pixel series entrance panel, grey (41131.01+41105.01);
 - 1 audio/video colour wide-angle electronic unit (41006.1);
 - 1 flush mounting box (9191);
 - 1 Tab 7S IP hands-free video entryphone white, with integrated Wi-Fi for the remote control of the call on smartphone (40607)



App **View** available on Apple and Google Play store



Sound System - Audio entry system kit



- 884G**
1-family kit comprises:
- 1 1-button surface mounting 8000 series entrance panel (88T1);
- 1 electronic unit (930B);
- 1 surface mounting entryphone, white (8874);
- 1 supply unit (M832)

884G/120
As above, with M832.120
120 V~ 50/60 Hz



- 884G/S**
1-family kit comprises:
- 1 1-button flush mounting 8000 series entrance panel (8911);
- 1 electronic unit (930B);
- 1 surface mounting entryphone, white (8874);
- 1 supply unit (M832)



- 88AG**
1-family kit comprises:
- 1 1-button flush mounting 8000 series entrance panel (8911);
- 1 electronic unit (930A);
- 1 surface mounting entryphone, white (8875);
- 1 supply unit (0931)



- K62K0.01**
1-family kit comprises:
- 1 1-button surface mounting 8000 series entrance panel (8101/19);
- 1 electronic unit (930G);
- 1 surface mounting Petrarca series entryphone, white (62K0);
- 1 supply unit (40102)



- K62K0.02**
2-family kit comprises:
- 1 2-button surface mounting 8000 series entrance panel (8102/19);
- 1 electronic unit (930G);
- 2 surface mounting Petrarca series entryphones, white (62K0);
- 1 supply unit (40102)



- K62K0.03**
3-family kit comprises:
- 1 3-button surface mounting 8000 series entrance panel (8103/19);
- 1 electronic unit (930G);
- 3 surface mounting Petrarca series entryphones, white (62K0);
- 1 supply unit (40102)



- K62K0.04**
4-family kit comprises:
- 1 4-button surface mounting 8000 series entrance panel (8104/19);
- 1 electronic unit (930G);
- 4 surface mounting Petrarca series entryphones, white (62K0);
- 1 supply unit (40102)



- K62K0.06**
6-family kit comprises:
- 1 6-button surface mounting 8000 series entrance panel (8116/19);
- 1 electronic unit (930G);
- 6 surface mounting Petrarca series entryphones, white (62K0);
- 1 supply unit (40102)



- K62K0.08**
8-family kit comprises:
- 1 8-button surface mounting 8000 series entrance panel (8118/19);
- 1 electronic unit (930G);
- 8 surface mounting Petrarca series entryphones, white (62K0);
- 1 supply unit (40102)



- K62K0.10**
10-family kit comprises:
- 1 10-button surface mounting 8000 series entrance panel (8114/19+8166/19);
- 1 electronic unit (930G);
- 10 surface mounting Petrarca series entryphones, white (62K0);
- 1 supply unit (40102)



Sound System - Audio entry system kit



- K62K0.12**
12-family kit comprises:
- 1 12-button surface mounting 8000 series entrance panel (8116/19+8166/19);
- 1 electronic unit (930G);
- 12 surface mounting Petrarca series entryphones, white (62K0);
- 1 supply unit (40102)



- K62K0.14**
14-family kit comprises:
- 1 14-button surface mounting 8000 series entrance panel (8116/19+8168/19);
- 1 electronic unit (930G);
- 14 surface mounting Petrarca series entryphones, white (62K0);
- 1 supply unit (40102)



- K62K0.16**
16-family kit comprises:
- 1 16-button surface mounting 8000 series entrance panel (8118/19+8168/19);
- 1 electronic unit (930G);
- 16 surface mounting Petrarca series entryphones, white (62K0);
- 1 supply unit (40102)

Kits

CA 4+n conductors - Pre-programmed audio entry system kit



- 885E**
2-family kit comprises:
- 1 2-button surface mounting 8000 series entrance panel (88TD);
 - 1 electronic unit (930C);
 - 2 surface mounting entryphones, white (8870);
 - 1 supply unit (M832)



- 885E/S**
2-family kit comprises:
- 1 2-button flush mounting 8000 series entrance panel (8912);
 - 1 electronic unit (930C);
 - 2 surface mounting entryphones, white (8870);
 - 1 supply unit (M832)



- 885G**
1-family kit comprises:
- 1 1-button surface mounting 8000 series entrance panel (88TS);
 - 1 electronic unit (930C);
 - 1 surface mounting entryphone, white (8870);
 - 1 supply unit (M832)



- 885G/S**
1-family kit comprises:
- 1 1-button flush mounting 8000 series entrance panel (8911);
 - 1 electronic unit (930C);
 - 1 surface mounting entryphone, white (8870);
 - 1 supply unit (M832)

885G/240
As above,
240 V~ 50/60 Hz

Energia Positiva. Insieme

