VIEW
IoT smart life

VIMAR

TRANSFORM
YOUR HOME

YOUR WIRING SYSTEM BECOMES CONNECTED

CONNECTED WIRING SERIES

THE HOME SIMPLY BECOMES CONNECTED. FROM A SINGLE ACTION TO SEVERAL DEVICES INTERACTING.

The View Wireless system is designed to **manage lighting in environments, roller shutters or motorised curtains, control energy consumption and manage scenarios**, with the utmost simplicity using **classic 1-way switches**, via **app** or directly **by voice**.

View Wireless is **ideal for renovations** or to **boost the functions of an existing system**, and it is a **useful means of support** for the elderly and people with restricted mobility.

Wiring series become connected:

EIKON

ARKÉ

PLANA

IDEA

Good morning scenario



GO FROM ACTION
TO INTERACTION

Thanks to the wireless connectivity, you can control and manage lights, roller shutters and energy consumption levels, simply from your smartphone or naturally using your voice directly.

works with Google Assistant

WORKS WITH alexa

Bluetooth®

WiFi®

zigbee

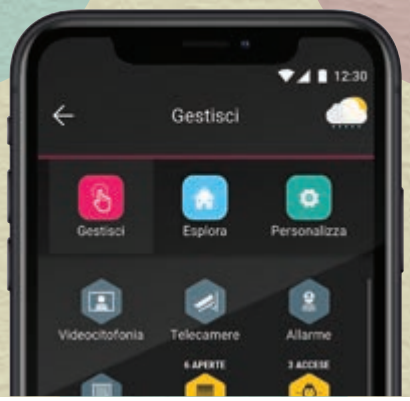

Works with Apple HomeKit

EASIER,
MORE FUNCTIONAL

Compared to a traditional system, the connected system makes it possible to have more functions **at hand**, or **vocally controllable**. A connected home thus guarantees **greater comfort**, **more efficiency** and **security** both when you are inside the environments as well as when you are out of doors, enhancing the value of the property and **improving life for those who live there**.

THE CONVENIENCE OF CONTROL VIA APP

To control the status of lights, the position of curtains and motorised roller shutters, as well as energy loads, wherever you may be.

App View

THE OPPORTUNITY OF VOCAL CONTROL

Controlling your home with your voice makes technology accessible to everyone, including the elderly or the disabled.

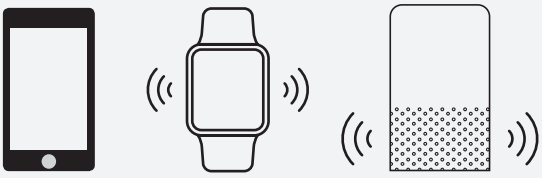

THE CERTAINTY OF PHYSICAL CONTROL

Pressing a1-way switch increases the boundaries thanks to the battery-free and wireless digital controls, which can be positioned and inserted in any environment and surface according to personal preference.

THE PERFECT SCENARIOS, WITH JUST ONE TOUCH

The centralised control to active one of the 16 customisable scenarios makes your home truly smart. Up to 64 devices can be connected, and up to 16 favourite scenarios can be set.

MONITORING CONSUMPTION TO IMPROVE YOUR LIFESTYLE

You can check the electricity consumption of your entire home or of individual appliances from your smartphone, monitoring the production of the photovoltaic system if any.

UPDATE YOUR SPACE
SIMPLY

Update, extend or replace your wiring system: you can create a connected system, suitable for any architectural context, thanks to the completely matching styling of the digital products and their easy functional expandability. Simply replace traditional 1-way switches in the existing system with new digital devices by Vimar and power them: 2-way switches, roller shutter and curtain actuators, actuators for connected socket outlets, equipped with Bluetooth® and Zigbee® technology.

JUST A FEW TASKS. NO NEED FOR MASONRY WORK. IT IS VERSATILE.
NEW SYSTEM, SAME SHAPE.



TRADITIONAL DEVICE

NEW **CONNECTED** DEVICE

RENOVATION | **SYSTEM UPDATE** | **NEW BUILDING**

MAKE YOUR SYSTEM **CONNECTED**

View Wireless is the ideal solution when **renovating** an area of the home or an entire dwelling, store, restaurant, office and in those situations where **masonry work and repainting tasks need to be kept to a minimum**. Make your building connected. The battery-free and wireless controls make it possible to add control points in complete freedom at any time.

TRADITIONAL WIRING SYSTEM

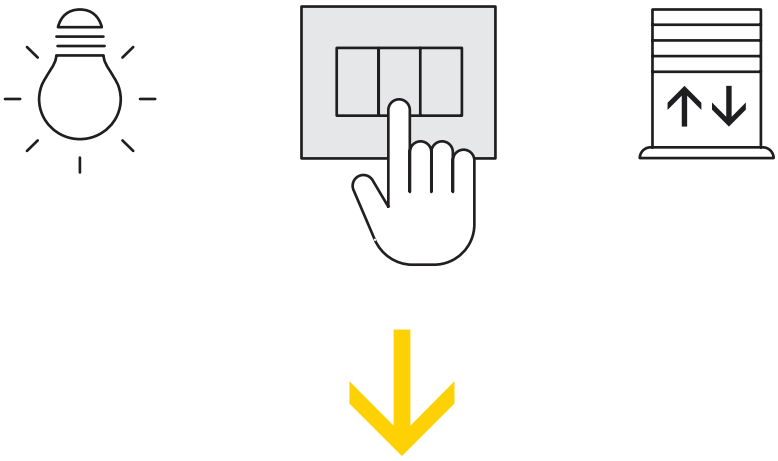

CONNECTED WIRING SYSTEM

Now with **SMARTPHONE** and **VOCAL CONTROL**
you can keep **everything under control** up close and from a distance

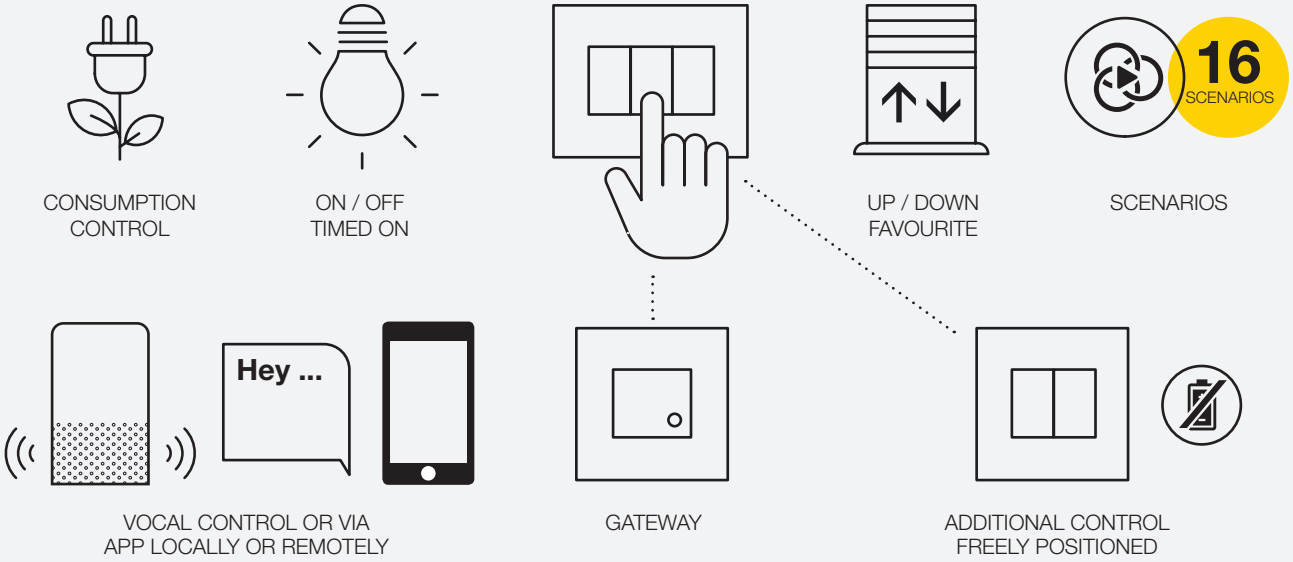

DUAL INTELLIGENCE
DUAL TECHNOLOGY

Vimar pursued the utmost simplicity to create integration with the technologies and the other smart devices used in everyday environments and life. It is easy to configure a smarter home, suited to the customer's needs. All the devices in the View Wireless system are fitted with dual Bluetooth® and Zigbee® technology. Configuration is immediate with the View Wireless app. All you need to perform are a few tasks.

Integration with other devices with Zigbee home automation hub function
If you have an Amazon Alexa device in your home, with the Zigbee® protocol, the smart speaker becomes the gateway for connection to the Vimar digital devices and the control point for their basic functions (lights and roller shutters).

zigbee

WORKS WITH alexa

Integration with Bluetooth® technology

To make best use of all the functions of digital products, lights, roller shutters and curtains can be connected to the flush-mounted Bluetooth®/Wi-Fi gateway. By creating the mesh system on Bluetooth® technology, you can thus supervise the system via Wi-Fi from the View app and integrate all the main voice assistants via cloud: Siri, Amazon Alexa and Google Home.

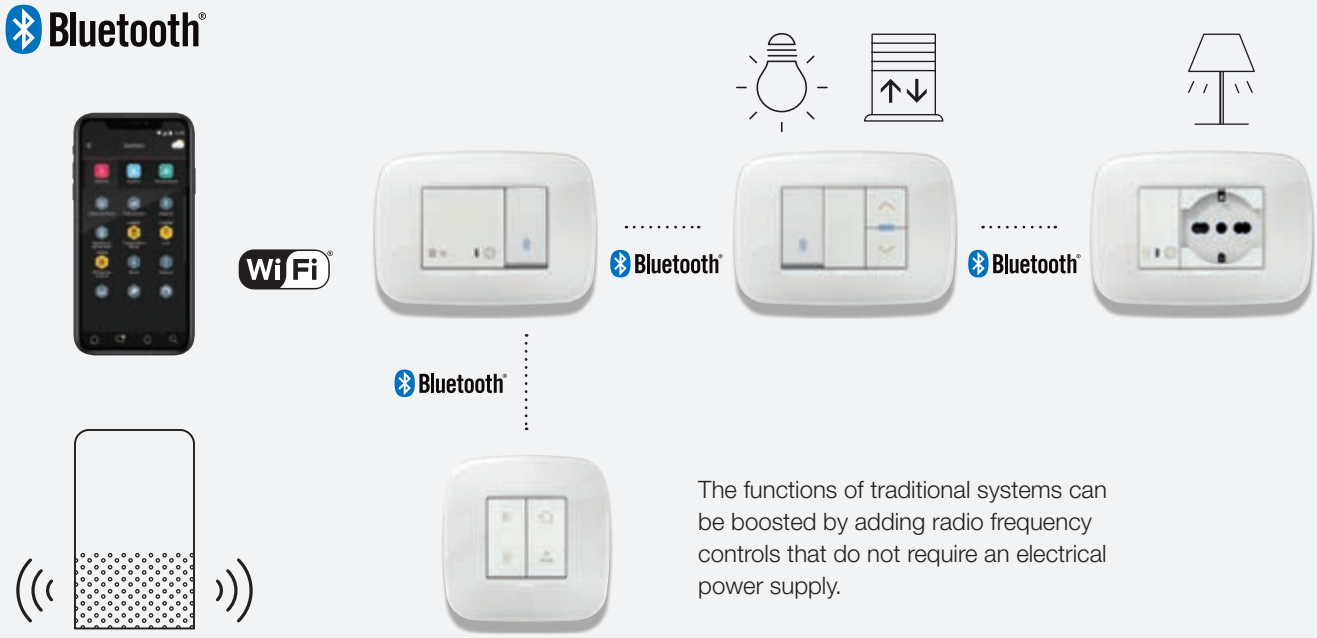

The functions of traditional systems can be boosted by adding radio frequency controls that do not require an electrical power supply.

BE SMART: GRAB ALL THE ADVANTAGES OF OUR SYSTEM

The Vimar solution, which is ideal for simple renovations, is also applicable to existing systems, simply to update the wiring system. There is no need for a dedicated infrastructure or space on the control unit.

The advantage of dual technology.
The system is fitted with 2-way switches, roller shutter actuators and actuators for socket outlets with dual Bluetooth®/ZigBee® technology. The basic configuration of Vimar connected devices envisages the Bluetooth® wireless technology 5.0 standard as the pre-loaded connectivity protocol: it is the basis for the creation of a network of control points connected with the Wi-Fi gateway as the access point and control via the View app on smartphones or the most commonly used voice assistants.

zigbee

Bluetooth®

Zigbee® protocol to use the basic functions of the connected products.

Using the View Wireless configuration app, you can change the protocol in favour of Zigbee, enabling the direct integration of devices with Zigbee hub (e.g. Amazon Alexa Echo Plus) and managing a smart basic ecosystem to control lights, roller shutters and generic loads.

Simplicity of integration with other worlds.

Bluetooth® Mesh system to get the most of the functions both locally and remotely.

Thanks to the Wi-Fi gateway and to the View and View Wireless apps, you can therefore:

- remote control lights, roller shutters and expand the system even with battery-free controls, which can be positioned freely throughout your home
- control a socket outlet and measure the consumption of the connected load, receiving a notification if the threshold is exceeded
- set the operation and colour of the back-lighting LEDs on the controls
- create scenarios
- control the system using vocal controls (Amazon Alexa, Google Assistant and Siri)

EXTRA-EASY INSTALLATION
IN JUST A FEW STEPS

1. Connection of the connected devices.
The installation of the connected controls is very simple; the traditional electro-mechanical devices are replaced with the corresponding connected device, one for each light or roller shutter to be controlled; in the case of energy socket outlets, simply add a serial connected actuator to the phase. The connected device must be powered with PHASE and NEUTRAL.

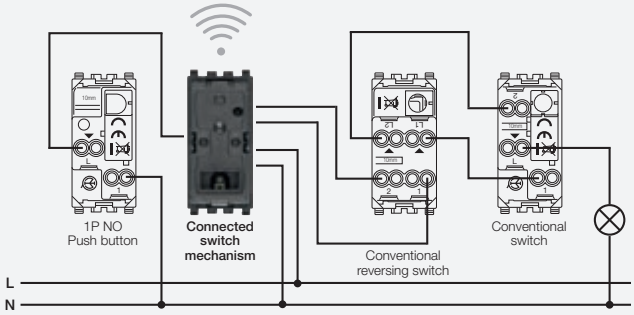

2. Configuration is straightforward.
The View Wireless app is available with a guided wizard. Configuration follows a sequential flow and is guided by simple explanatory screens to create environments and associate the connected devices; the parameter setting of individual devices (operation and backlighting); the transfer of settings and parameters to the gateway with connection to the Wi-Fi network in the building.

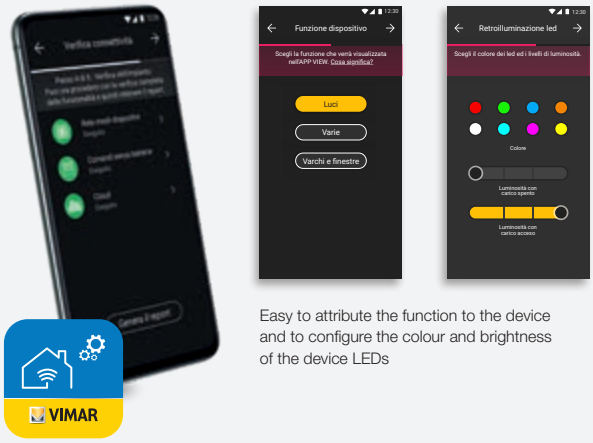

App
View Wireless

Easy to attribute the function to the device and to configure the colour and brightness of the device LEDs

3. The smart system is ready, a single app for your customer. A single ecosystem for a future view. We offer you platforms and systems that are integrable to provide a concrete response to the needs of those who design and who live in the spaces of the future, in search of comfort and protection.

EXPAND YOUR SYSTEM STRESS-FREE AND **WIRELESS**

Bluetooth®

The battery-free radio frequency controls of the wiring series can be connected, via Bluetooth®, to the View Wireless system: this further boosts the functions of traditional systems.

> **Versatile:** they can be fitted onto any surface, such as wood, glass, and walls. The system can be expanded up to 128 control points.

> **Speedy installation:** no need for masonry work or repainting; no flush mounting boxes necessary.

> **You can add or reposition** wireless controls for lights, roller shutter, curtains and socket outlets at any time to suit your particular needs.

> **Move it** somewhere else if this is more convenient.

> **For all surfaces**
Apply it at any time onto any surface and in any point.

> **Wireless**
Battery-free controls send the signal to the connected 2-way switch to which they are associated, exploiting the power supply provided by the built-in electro-dynamic generator.

> **Battery-free**
It is self-powered by the energy produced when pressing the keys, with no need for batteries. Periodic maintenance to change them is therefore not required.

> **Even more functions**
Each control consists of 4 push buttons which can be configured individually or in pairs according to the characteristics of the associated receivers.

EVERYTHING
IS AT HAND

Bluetooth®

The user can manage, control and create favourite scenarios **using the View app**. Simply download it from the main stores, associate the Vimar gateway to the app and to the Wi-Fi network in the environment and become the system administrator.

A SINGLE APP: EVEN MORE FUNCTIONS, EVEN SIMPLER

- Customise over time up to 16 scenarios, such as a single control (off) to switch off all the lights and lower all the roller shutters at the same time
- View and control the status of lights, roller shutters or sun awnings and loads connected to the socket outlets
- View the total consumption of the home and of each connected socket outlet and any photovoltaic systems
- Receive notifications if the contractual power level is exceeded to avoid power black-outs and in the event of malfunctioning loads
- Single View app: the system is expandable since the View app is also designed to control the other Vimar alarm and video door entry systems (By-alarm, Elvox Video door entry system)
- Integrate the app with the IFTTT platform to integrate with third-party connected devices

Works with IFTTT

VIMAR

App View

EVERYTHING
IS VOCALLY CONTROLLABLE

IT'S BETTER
WITH VIMAR

EIKON

Simple, elegant and impeccable shapes.
Three wiring series to connect to the building, to enjoy the positive energy of the home. View Wireless can be adapted to any architectural context. Update, extend or replace your wiring system, you have the chance to make your home match, integrable over time.


ARKÉ


PLANA

WE TAKE CARE OF ALL THE DETAILS.
UNIVERSAL ENERGY, COMPLYING WITH INTERNATIONAL STANDARDS.

OUR UNIQUENESS.
From the simple and universal **Plana** series, adaptable to any situation, to the **Arkè** series, with a bold personality. You can choose between sharp or soft edges, from an array of colour variants and materials: wood, metal, reflex, technopolymers. There is also the **Eikon** series for those in search of excellence and prestige.











CUSTOMISABLE BUTTONS,
FUNCTIONS AND COVER PLATES

To be clear on the function associated with the control, the buttons are also customisable with symbols (a broad range of pictograms is available, identifying the main functions of both traditional and smart controls). The LED technology backlighting, which is highly efficient and low consumption, can be customised both in therms of colours (RGB palette) and brightness on 4 different levels (for the visible in darkness function or load status signalling).



App View

Moreover, the cover plates can be customised with your logo, which is useful for hotel or B&B systems.

CHOOSE
YOUR VIMAR.COM SERVICE

A service platform, Vimar's know-how at your fingertips 24/7.

Dedicated documentation, technical and systems engineering information.

Go to the section:

> **support and download**: video tutorials, easy access thanks to the wealthy download section for all Vimar documentation

> **on-line catalogue**: all the details of what Vimar has to offer at all times

> **configurator** to create the most suitable lighting device and simulate its lighting effect on the wall, when you are deciding on the style of the room and the impact of the 1-way switch with the customer

> **Home Tour** to guide you in designing the system

VIMAR IS A ONE-STOP SHOP.

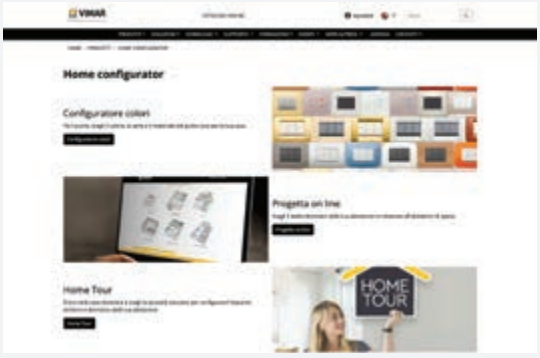

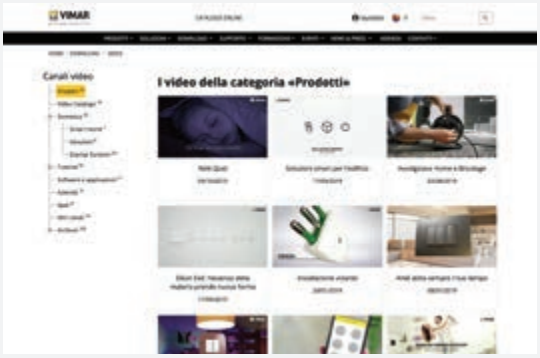

AN **ECO-SUSTAINABLE** CHOICE

The packaging cases for connected products (connected 2-way switch, connected roller shutter control, gateway, connected socket outlet actuator), like all the other control packaging, uses GD2 cardboard, which consists of 90% recycled fibre and the **material is 100% recyclable**. Moreover, the paint is water-based and the colours are made with vegetable oils.

All packaging is fully recyclable.
We take great care in respecting the environment in order to grow in time with continuity and shared values.

Index

Connected system for lights, roller shutters and loads based on Buetooth® mesh system, app and Vimar cloud.

The **Bluetooth® wireless technology** standard makes it possible to use devices in a mesh network, whereby the gateway (20597, 19597 and 14597) is designed to allow the user to control the system **via the View app** both locally and remotely. Moreover, the system can also be controlled using Alexa, Google Assistant and Siri smart speakers. The installer **configures** the system in Bluetooth® wireless technology mode and sets all the parameters **using the View Wireless app**, which also allows the addition of battery-free remote controls, based on energy harvesting technology by EnOcean, for the activation of scenarios or the addition of other control devices.
The wiring of connected devices requires a power supply (L, N) and connection to the related loads and/or electro-mechanical control devices (2-way switches, 1-way switches, push buttons). The presence of Wi-Fi Internet connection is always required, to allow the connection to the Cloud for supervision (local and remote) and for integrations with the Alexa, Google Assistant and Siri smart speakers.

Basic system with connected 2-way switch for 1- to 3-button lighting controls.

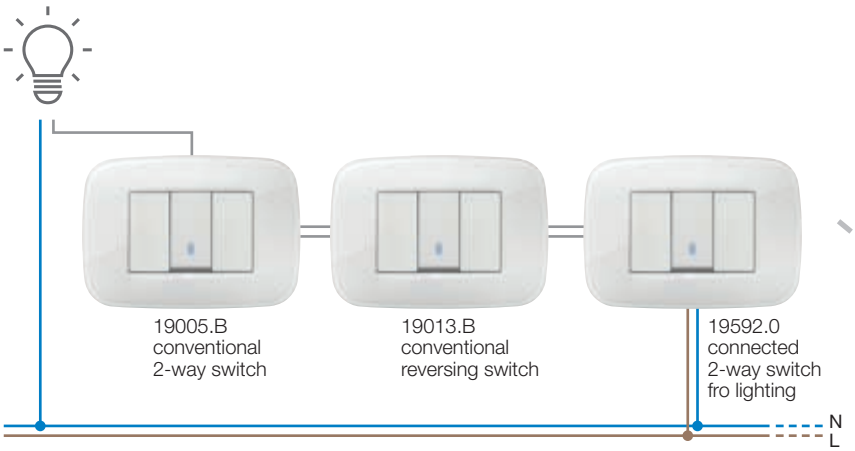

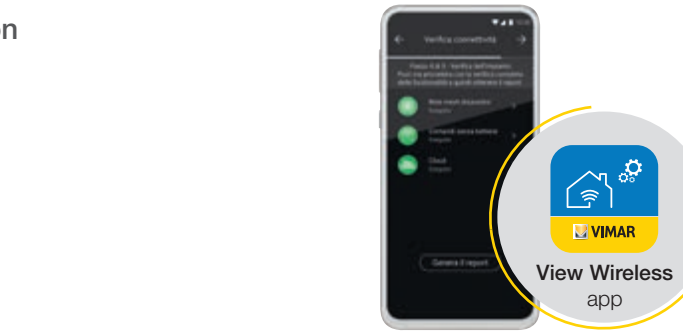



Basic system with connected 2-way switch for relay lighting controls.

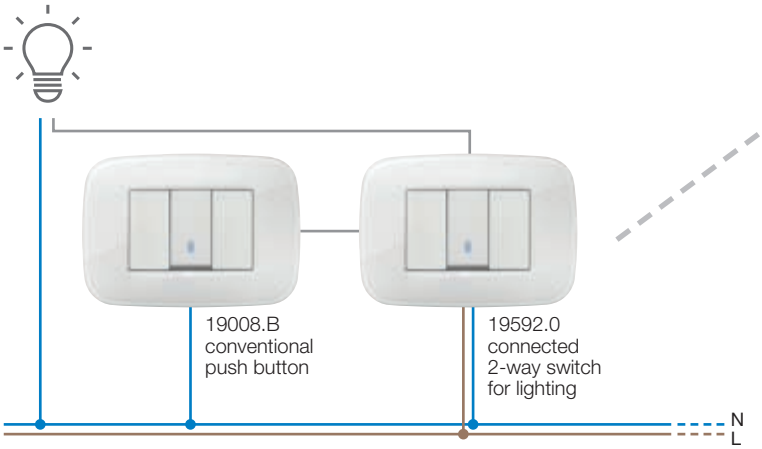

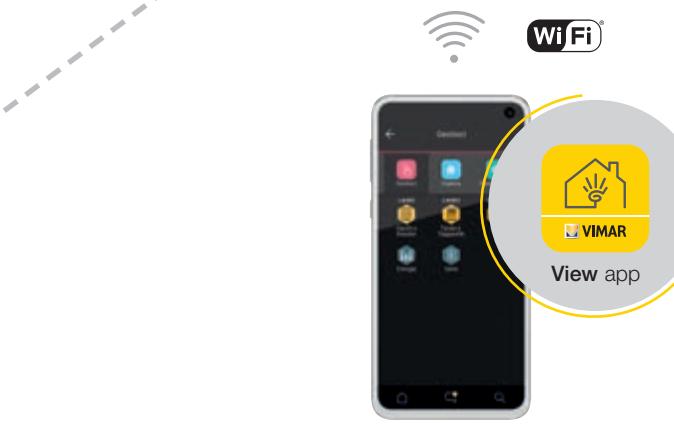

Basic system with connected roller shutter device and conventional push button.

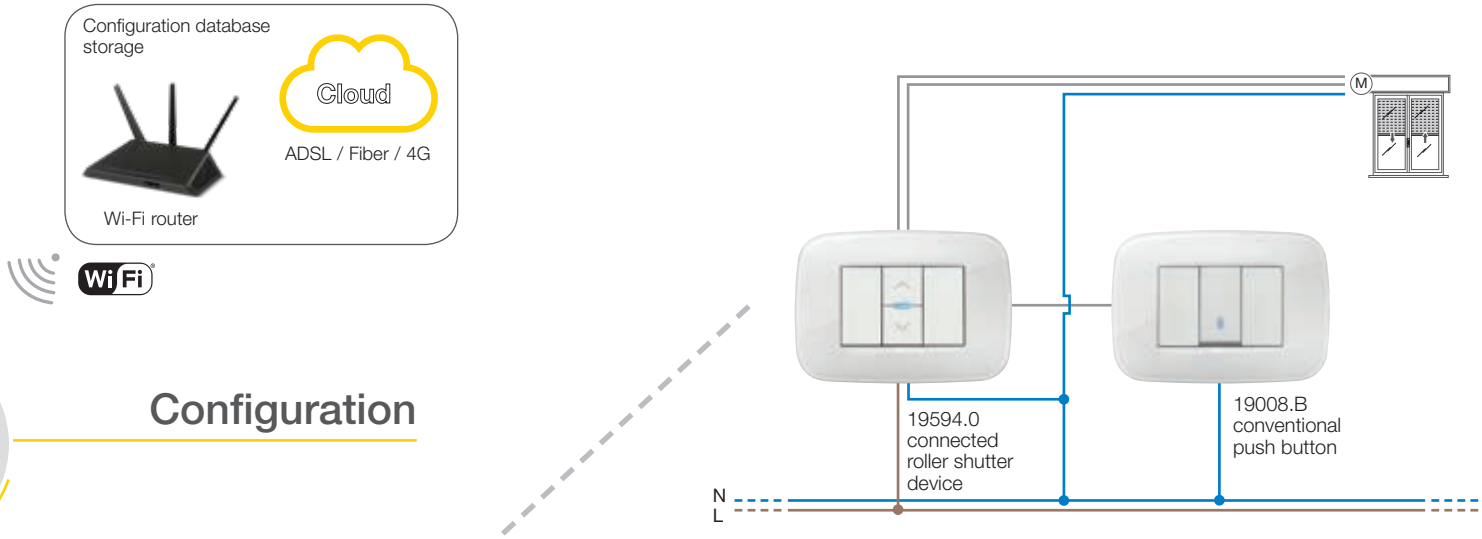

Configuration

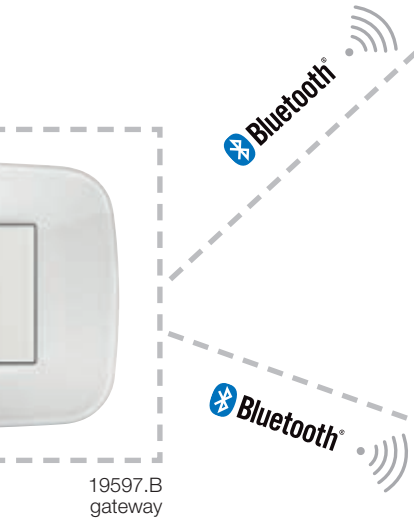

Basic system with connected socket outlet for lighting and generic load.

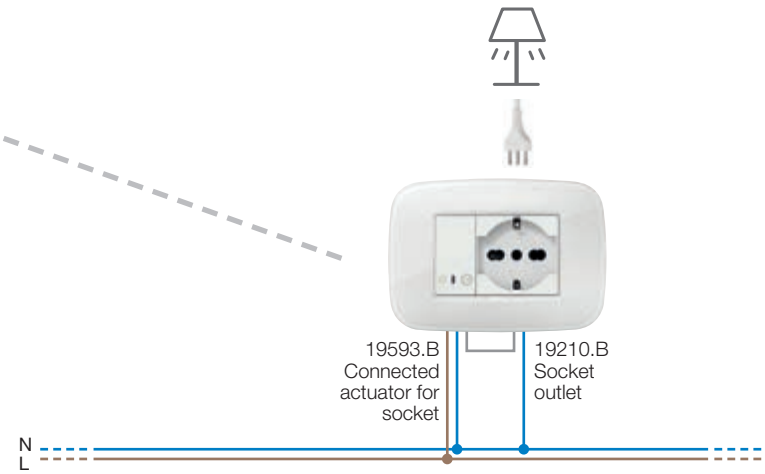

Use

CONNECTED WIRING SERIES

Typical installations

System integrated with connected devices (control via View app and via smart speakers).

Connected system for lights, roller shutters and socket outlet with flush-mounted Wi-Fi gateway, supervision with **View** app and integration with radio frequency control with Bluetooth® Low Energy battery-free standard. Complete control with Siri, Amazon Alexa and Google Home through the Vimar Cloud and simplified configuration with **View Wireless** app.

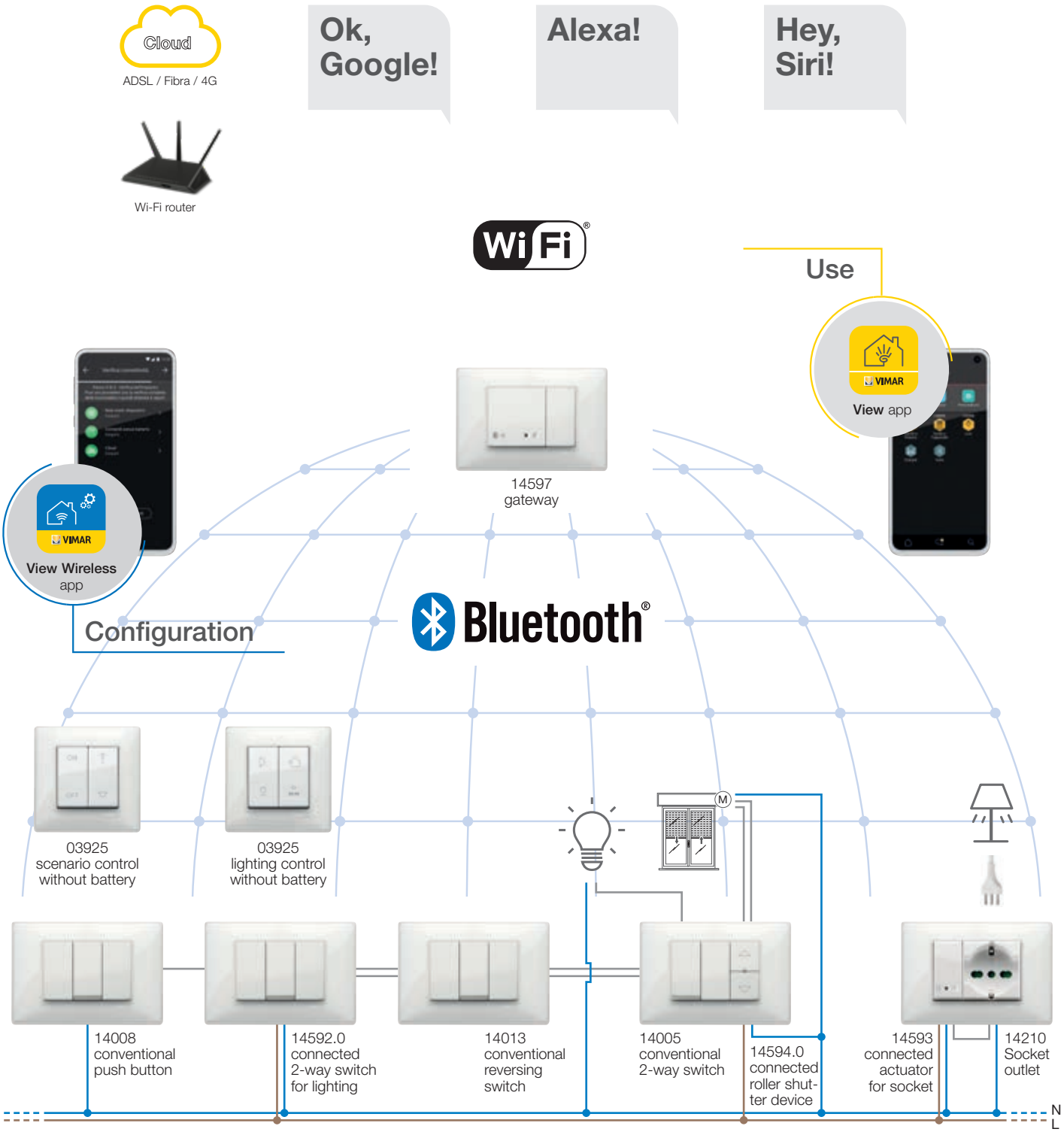

Integration of the connected products in a smart ecosystem based on Zigbee hub, app and third-party cloud.

The **Zigbee technology** standard makes it possible to use devices directly in combination with a third-party Zigbee gateway, such as Alexa Echo Plus or Show; in this mode, **configuration** takes place **by the Alexa app** and integration with vocal control is native. The View Wireless app is only required to upload the Zigbee 3.0 protocol onto each individual connected device, guaranteeing use in an Alexa Smart Home without requiring additional gateways (the network HUB is Alexa).
The wiring of connected devices requires a power supply (L, N) and connection to the related loads and/or electro-mechanical control devices (2-way switches, 1-way switches, push buttons). The presence of Wi-Fi Internet connection is always required, to allow the connection to the Cloud for supervision (local and remote) and for integrations with the Alexa voice assistant.

System with integration of connected devices in a smart ecosystem with Amazon Alexa Plus.

Control lights, roller shutters and generic loads directly from the Alexa app with Amazon devices featuring ZigBee connectivity.
The **View wireless** app is only required to upload the ZigBee firmware onto each individual connected device. Configuration is done natively via the Amazon app. The functions that can be configured and controlled depend on the third-party ZigBee Hub (in this example, the Amazon Echo Plus smart speaker).

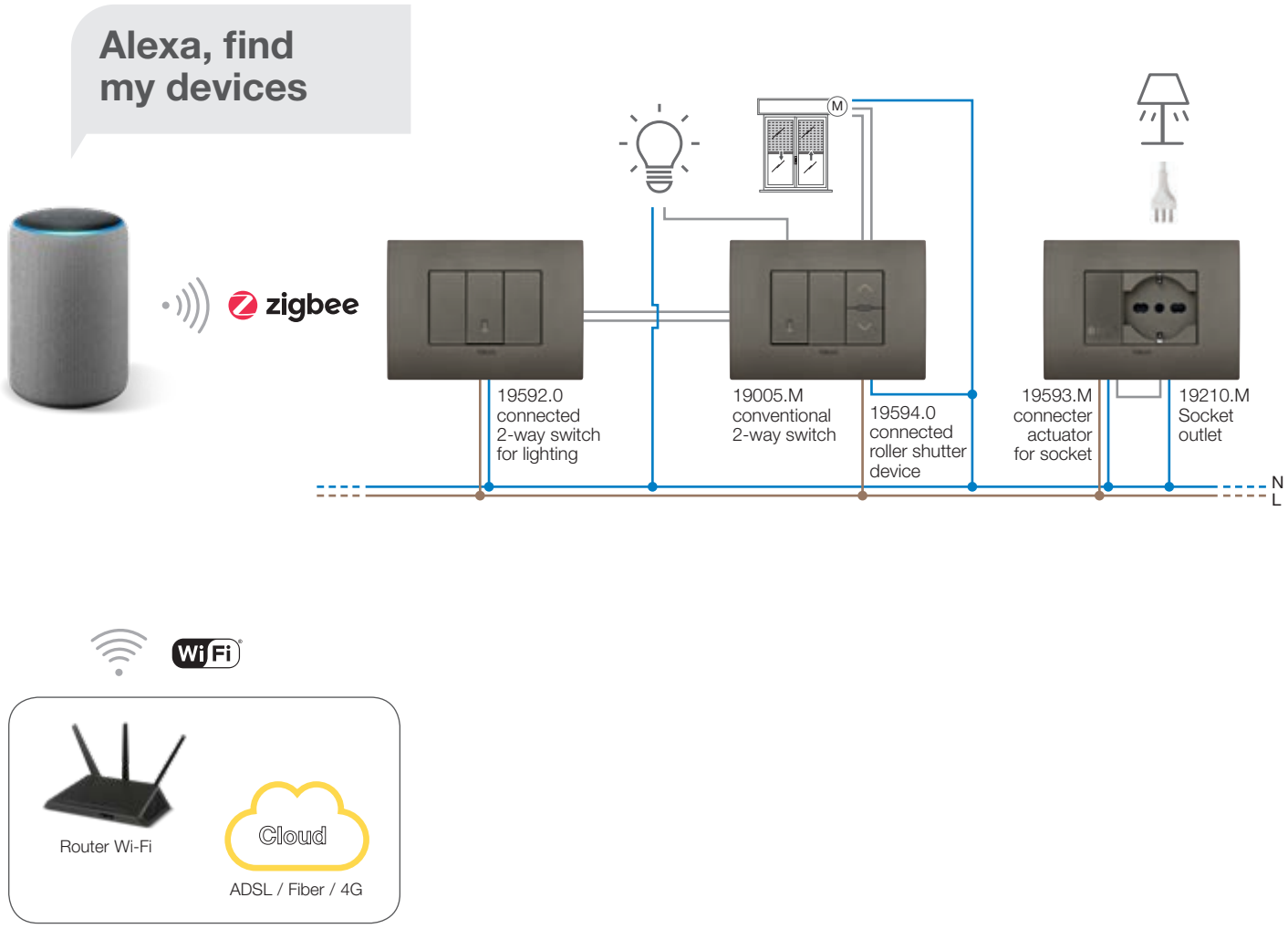

Gateway

The gateway is a Bluetooth® wireless technology Wi-Fi device designed to allow dialogue with wireless devices to permit the configuration, supervision, system diagnostics and its integration with smart speakers.
It is the main device that manages the Bluetooth® technology Mesh network and via the View Wireless app it receives the system configuration via Bluetooth® wireless technology.
The presence of Wi-Fi connectivity is required to allow the connection to the cloud for supervision (local and remote) and for integrations with the Alexa, Google Assistant and Siri smart speakers. It is also compatible with Apple Homekit[1].
The gateway is equipped with a front push button for configuration/reset and RGB LED to signal the device status.

Technical specifications

- rated supply voltage: 100-240 V~, 50/60 Hz;
- dissipated power: 0,9 W;
- RF transmission power: < 100 mW (20 dBm);
- frequency range: 2400-2483,5 MHz;
- terminals: 2 (L and N) for line and neutral;
- 1 front push button for configuration and reset;
- RGB LED to indicate the device status;
- operating temperature: -10 ÷ +40 °C (indoor);
- protection degree: IP20;
- configuration via View Wireless app;
- controllable from View app and Alexa, Google Assistant and Siri smart speakers;
- II class device ⧈ .

Manual procedures

During the first 5 minutes from power-up of the gateway, the following operations can be carried out:

- press the front push button for 10 s and the LED starts to flash blue; release the push button to proceed, via the View Wireless app, with associating the gateway with a system whose credentials you do not have (follow the self-guided procedure of the View Wireless app);
- press the push button for 20 s and the LED starts to flash green; release the push button to delete the Wi-Fi credentials only;
- press the push button for 30 s and the LED begins to flash white quickly; release the push button to perform the gateway reset and restore the factory settings (so the Wi-Fi credentials, the mesh credentials, the system databases and all the associations with Apple Homekit[1] are deleted).

Conformity to Standard

RED directive; RoHS directive; EN 62368-1, EN 301 489-17, EN 300 328, EN 62479, EN 50581 standards.
Vimar SpA declares that the radio equipment complies with Directive 2014/53/EU. The full text of the EU declaration of conformity is on the product sheet available on the following website: www.vimar.com
REACH (EU) regulation no. 1907/2006 – Art. 33. The product may contain traces of lead.

[1] Apple Homekit is a trademark of apple Inc. App Store is a service mark of Apple Inc. To control this Apple Homekit-enabled accessory, iOS 9.0 or later is recommended. Controlling this Apple Homekit-enabled accessory automatically and away from home requires an apple TV with tvOS 10.0 or later or an iPad with iOS 10.0 or later or a HomePod/Siri set up as a home hub.

LED indications	
Device in configuration	flashing BLUE
Problem on Mesh network	flashing BLUE/RED
No Wi-Fi network	flashing RED
FW upload/update under way	flashing GREEN
Start-up sequence completed	3 WHITE flashes
Manual association procedure	flashing BLUE quickly
Wi-Fi credentials reset procedure	flashing GREEN quickly
Factory reset procedure	flashing WHITE quickly
Standard operation	LED OFF
Apple Homekit association procedure	5 WHITE flashes
Inner error (gateway reset)	flashing PURPLE
Mesh network, battery-less controls and Cloud check	flashing BLUE quickly

20597 - Front view and connections

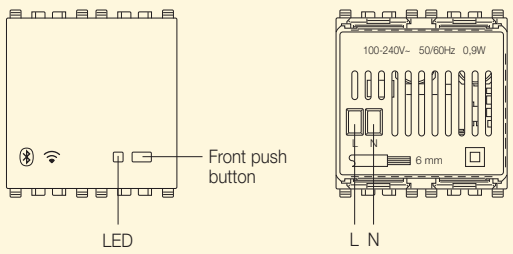

Gateway

View Wireless gateway, Bluetooth® wireless technology 4.2 Wi-Fi, RGB LED, 100-240 V 50/60 Hz power supply - 2 modules

EIKON

▲ 20597
grey

▲ 20597.B
white

▲ 20597.N
Next

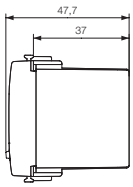

ARKÉ

▲ 19597
grey

▲ 19597.B
white

▲ 19597.M
Metal

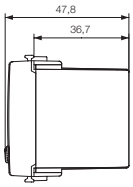

PLANA

▲ 14597
white

▲ 14597.SL
Silver

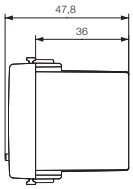

Connected switch mechanism

The electronic switch mechanism connected is designed to operate a load via on-board push button, through a wireless connection and from a traditional remote push button. The device has the possibility of being controlled with two different radio standards (exclusive to one another): Bluetooth® mesh (default) or Zigbee (which can be set via the View Wireless app). The Bluetooth® mesh network implies the presence of gateway 20597-19597-14597 while for the dialogue via Zigbee a Zigbee gateway is required (such as Amazon Echo Plus, Echo Show or Echo Studio). The device is equipped with:
- 2 interlocked relay outputs to accomplish the switch function;
- front key to control the connected load.

It performs the automatic opening of the relay for thermal protection. Switching on zero crossing. The electronic switch can be connected to existing wired multi-way/two-way switches to make the load function "connected".

IMPORTANT: the electronic switch must be powered with the same L and N that power the load. In the event of installation with wired multi-way/two-way switches, the electronic switch should be connected so that it is always powered and therefore should be installed instead of the wired two-way switch furthest from the load.

Technical specifications

- rated supply voltage: 100-240 V~, 50/60 Hz;
- dissipated power: 0,55 W;
- RF transmission power: < 100 mW (20 dBm);
- frequency range: 2400-2483,5 MHz;
- terminals:
  - 2 terminals (L and N) for line and neutral;
  - 1 terminal (P) for connection to the remote wired control (for instance art. 20008-19008-14008);
  - 2 terminals (1 and 2) for the switch output;
- front key that is used both to control the load and as a configuration push button;
- RGB LED indicating the load status (which can be set from the View Wireless app) and the configuration status (flashing blue);
- operating temperature: -10 ÷ +40 °C (indoor);
- protection degree: IP20;
- configuration from View Wireless app for Bluetooth® wireless technology system and Amazon app for Zigbee technology;
- controllable from View app.

Controllable loads

Maximum loads	100 V~	240 V~
Incandescent lamps	250 W	500 W
LED lamps	50 W	100 W
Fluorescent lamps	60 W	120 W
Electronic transformers	125 VA	250 VA

For correct load state signalling, connect a 2 W minimum load

Operation in Bluetooth® wireless technology mode

The device operates by default in Bluetooth® wireless technology and this standard makes it possible to:
- recall a scenario using the traditional push button connected to the connected switch;
- associate the radio control 03925 which can be configured to control the actuator on-board or to recall a scenario.

Through the use of gateway 20597-19597-14597 the functions can be managed locally or remotely via the View app, and the control is also available via the smart speakers Alexa, Google Assistant and Siri. The device is also compatible with Apple Homekit[1].

Operation in Zigbee technology mode

For operation in Zigbee technology mode, the device should be associated with the Amazon smart speaker which supports this standard, for instance Amazon Echo Plus, Echo Show or Echo Studio, and the following parameters can be set:
- relay operation: two-position stable or one-position stable (default: two-position stable);
- one-position stable activation time.

Conformity to Standard

RED directive; RoHS directive; EN 60669-2-1, EN 301 489-17, EN 300 328, EN 62479, EN 50581 standards.
Vimar SpA declares that the radio equipment complies with Directive 2014/53/EU. The full text of the EU declaration of conformity is on the product sheet available on the following website: www.vimar.com. REACH (EU) regulation no. 1907/2006 – Art. 33. The product may contain traces of lead.

[1] Apple Homekit is a trademark of apple Inc. App Store is a service mark of Apple Inc. To control this Apple Homekit-enabled accessory, iOS 9.0 or later is recommended. Controlling this Apple Homekit-enabled accessory automatically and away from home requires an apple TV with tvOS 10.0 or later or an iPad with iOS 10.0 or later or a HomePod/Siri set up as a home hub.

20592.0 -

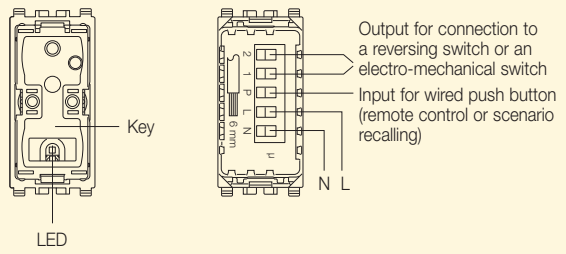

Connections - Example of a multi-way/ two-way switch in an existing system. For lighting devices with 1 to 3 controls

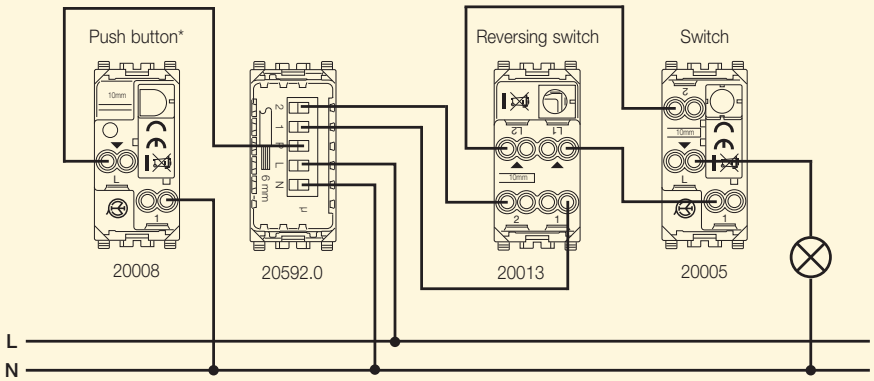

* Can recall a scenario involving lights/roller shutters/sockets controlled in the system

Connected switch mechanism

View Wireless connected electronic switch mechanism with 100-240 V 50/60 Hz relay output for 500 W incandescent lamps, 100 W LED lamps, 250 VA electronic transformers, 120 W fluorescent lamps, local or remote control, double technology with Bluetooth® wireless technology 5.0 standard for the creation of View Wireless mesh system and Zigbee 3.0 standard, 1 input for external button for actuator control or to recall a scenario, RGB LED visible in darkness with brightness control, 100-240 V 50/60 Hz power supply, to be completed with 1-, 2- or 3-module Eikon, Arké or Plana interchangeable buttons

EIKON

▲ 20592.0

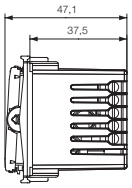

ARKÉ

▲ 19592.0

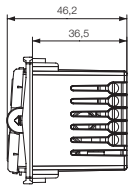

PLANA

▲ 14592.0

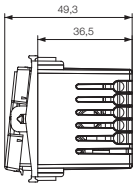

Bluetooth® zigbee

CONNECTED WIRING SERIES

Interchangeable buttons for connected devices

Eikon: 1-module interchangeable buttons for connected switch mechanism

20021	.B	.N	Lightable
20021.L	.B	.N	Lightable light symbol
20021.P	.B	.N	Lightable key symbol
20026	.B	.N	With lightable diffuser
20026.PLS	.B	.N	With lightable diffuser, Please Clean customization
20026.DND	.B	.N	With lightable diffuser, Do Not Disturb customization
20031	.B	.N	Customizable on request with lightable symbol

EIKON

20021 grey	20021.B white	20021.N Next
20021.L grey	20021.L.B white	20021.L.N Next
20021.P grey	20021.P.B white	20021.P.N Next
20026 grey	20026.B white	20026.N Next
20026.PLS grey	20026.PLS.B white	20026.PLS.N Next
20026.DND grey	20026.DND.B white	20026.DND.N Next
20031 grey	20031.B white	20031.N Next

Arké: 1-module interchangeable buttons for connected switch mechanism

19021	.B	.M	Lightable
19021.L	.B	.M	Lightable light symbol
19021.P	.B	.M	Lightable key symbol
19026	.B	.M	With lightable diffuser
19026.PLS	.B	.M	With lightable diffuser, Please Clean customization
19026.DND	.B	.M	With lightable diffuser, Do Not Disturb customization
19031	.B	.M	Customizable on request with lightable symbol
19038	.B	.M	Interchangeable button 1 module smooth, non-lightable

ARKÉ

19021 grey	19021.B white	19021.M Metal
19021.L grey	19021.L.B white	19021.L.M Metal
19021.P grey	19021.P.B white	19021.P.M Metal
19026 grey	19026.B white	19026.M Metal
19026.PLS grey	19026.PLS.B white	19026.PLS.M Metal
19026.DND grey	19026.DND.B white	19026.DND.M Metal
19031 grey	19031.B white	19031.M Metal
19038 grey	19038.B white	19038.M Metal

CONNECTED WIRING SERIES

Interchangeable buttons for connected devices

Plana: 1-module interchangeable buttons for connected switch mechanism

14021		With lightable ring pilot lamp
14021.SL		Lightable
14021.G		With lightable disc pilot lamp
14021.G.SL		Customizable on request with lightable symbol
14026	**.SL**	With lightable diffuser
14026.PLS	**.SL**	With lightable diffuser, Please Clean customization
14026.DND	**.SL**	With lightable diffuser, Do Not Disturb customization
14029	**.SL**	with lightable ring pilot lamp and name plate
14021.L	**.SL**	Lightable light symbol
14021.P	**.SL**	Lightable key symbol

PLANA

14021 white
14021.SL Silver
14021.G white
14021.G.SL Silver
14026 white
14026.SL Silver
14026.PLS white
14026.PLS.SL Silver
14026.DND white
14026.DND.SL Silver
14029 white
14029.SL Silver
14021.L white
14021.L.SL Silver
14021.P white
14021.P.SL Silver

Eikon: 2-module interchangeable buttons for connected switch mechanism

20022	**.B**	**.N**	Lightable
20022.L	**.B**	**.N**	Lightable light symbol
20022.P	**.B**	**.N**	Lightable key symbol

EIKON

20022 grey
20022.B white
20022.N Next
20022.L grey
20022.L.B white
20022.L.N Next
20022.P grey
20022.P.B white
20022.P.N Next

CONNECTED WIRING SERIES

Interchangeable buttons for connected devices

Eikon: 2-module interchangeable buttons for connected switch mechanism

20027	.B	.N	With lightable diffuser
20032	.B	.N	Customizable on request with lightable symbol

EIKON

20027
grey

20027.B
white

20027.N
Next

20032
grey

20032.B
white

20032.N
Next

Arké: 2-module interchangeable buttons for connected switch mechanism

19022	.B	.M	Lightable
19022.L	.B	.M	Lightable light symbol
19022.P	.B	.M	Lightable key symbol

ARKÉ

19022
grey

19022.B
white

19022.M
Metal

19022.L
grey

19022.L.B
white

19022.L.M
Metal

19022.P
grey

19022.P.B
white

19022.P.M
Metal

CONNECTED WIRING SERIES

Interchangeable buttons for connected devices

Arké: 2-module interchangeable buttons for connected switch mechanism

19027	**.B**	**.M**	With lightable diffuser
19032	**.B**	**.M**	Customizable on request with lightable symbol
19039	**.B**	**.M**	Interchangeable button 2 modules smooth, non-lightable

ARKÉ

19027
grey

19027.B
white

19027.M
Metal

19032
grey

19032.B
white

19032.M
Metal

19039
grey

19039.B
white

19039.M
Metal

Plana: 2-module interchangeable buttons for connected switch mechanism

14022	With lightable ring pilot lamp
14022.SL	Lightable
14022.AB	With lightable ring pilot lamp, with antibacterial treatment
14022.G	With lightable disc pilot lamp
14022.G.SL	Customizable on request with lightable symbol

PLANA

14022
white

14022.SL
Silver

14022.AB
white

14022.G
white

14022.G.SL
Silver

CONNECTED WIRING SERIES

Interchangeable buttons for connected devices

Plana: 2-module interchangeable buttons for connected switch mechanism

14027	**.SL**	With lightable diffuser
14022.L	**.SL**	Lightable light symbol
14022.P	**.SL**	Lightable key symbol

PLANA

14027
white

14027.SL
Silver

14022.L
white

14022.L.SL
Silver

14022.P
white

14022.P.SL
Silver

Eikon: 3-module interchangeable buttons for connected switch mechanism

20023	**.B**	**.N**	Lightable
20028	**.B**	**.N**	With lightable diffuser
20033	**.B**	**.N**	Customizable on request with lightable symbol

EIKON

20023
grey

20023.B
white

20023.N
Next

20028
grey

20028.B
white

20028.N
Next

20033
grey

20033.B
white

20033.N
Next

CONNECTED WIRING SERIES

Interchangeable buttons for connected devices

Arké: 3-module interchangeable buttons for connected switch mechanism

19023	**.B**	**.M**	Lightable
19028	**.B**	**.M**	With lightable diffuser
19033	**.B**	**.M**	Customizable on request with lightable symbol

ARKÉ

19023
grey

19023.B
white

19023.M
Metal

19028
grey

19028.B
white

19028.M
Metal

19033
grey

19033.B
white

19033.M
Metal

Plana: 3-module interchangeable buttons for connected switch mechanism

14023		With lightable ring pilot lamp
14023.SL		Lightable
14023.G		With lightable disc pilot lamp
14023.G.SL		Customizable on request with lightable symbol
14028	**.SL**	With lightable diffuser

PLANA

14023
white

14023.SL
Silver

14023.G
white

14023.G.SL
Silver

14028
white

14028.SL
Silver

Connected control device for roller shutter

The device makes it possible to control the roller shutter/slat using the on-board keys and via a wireless connection. The device has the possibility of being controlled with two different radio standards (exclusive to one another): Bluetooth® mesh (default) or Zigbee (which can be set via the View Wireless app). The Bluetooth® mesh network implies the presence of gateway 20597-19597-14597 while for the dialogue via Zigbee a Zigbee gateway is required (such as Amazon Echo Plus, Echo Show or Echo Studio). It is equipped with an output with 2 one-position stable relays with interlocked operation, in other words with mutually exclusive activation of the relays with a minimum interlocking time. In the event of a mains power supply failure, the relays both remain open. The front keys of the device only control the on-board roller shutter actuator:

- short press: if the roller shutter is not moving, the slat rotates; if the roller shutter is moving, it stops;
- long press: the upper key raises the roller shutter while the lower key lowers it;
- double pressing of either of the two keys: recalling of favourite position (this is saved via the View Wireless app).

Technical specifications

- rated supply voltage: 100-240 V~, 50/60 Hz;
- dissipated power: 0,55 W;
- RF transmission power: < 100 mW (20 dBm);
- frequency range: 2400-2483,5 MHz;
- terminals:
  - 2 terminals (L and N) for line and neutral;
  - 1 terminal (P) for connection to the remote wired control (for instance art. 20008-19008-14008);
  - 2 terminals (▲ and ▼) for the roller shutter output;
- 2 front keys that are used both to control the load and as configuration push buttons;
- RGB LED indicating the movement of the roller shutter (which can be set from the View Wireless app) and the configuration status (flashing blue);
- operating temperature: -10 ÷ +40 °C (indoor);
- protection degree: IP20;
- configuration from View Wireless app for Bluetooth® wireless technology system and Amazon app for Zigbee technology;
- controllable from View app.

Controllable loads

Maximum loads	100 V~	240 V~
Roller shutter motor	2 A cos ø 0,6	2 A cos ø 0,6

Operation in Bluetooth® wireless technology mode

The device operates by default in Bluetooth® wireless technology and this standard makes it possible to:

- recall a scenario using the traditional push button connected to the device;
- associate the radio control 03925 which can be configured to control the actuator on-board or to recall a scenario;
- control the QUID system devices.

Through the use of gateway 20597-19597-14597 the functions can be managed locally or remotely via the View app, and the control is also available via the smart speakers Alexa, Google Assistant and Siri. The device is also compatible with Apple Homekit[1].

Operation in Zigbee technology mode

For operation in Zigbee technology mode the device should be associated with systems which manage this standard and the following parameters can be set:

- selection between roller shutter or roller shutter+slat (default roller shutter+slat);
- roller shutter activation time (default: 180 s);
- total slat rotation time (default 2s).

Conformity to Standard

RED directive; RoHS directive; EN 60669-2-1, EN 301 489-17, EN 300 328, EN 62479, EN 50581 standards.
Vimar SpA declares that the radio equipment complies with Directive 2014/53/EU. The full text of the EU declaration of conformity is on the product sheet available on the following website: www.vimar.com.
REACH (EU) Regulation no. 1907/2006 – Art. 33. The product may contain traces of lead.

[1] Apple Homekit is a trademark of apple Inc. App Store is a service mark of Apple Inc. To control this Apple Homekit-enabled accessory, iOS 9.0 or later is recommended. Controlling this Apple Homekit-enabled accessory automatically and away from home requires an apple TV with tvOS 10.0 or later or an iPad with iOS 10.0 or later or a HomePod/Siri set up as a home hub.

20594.0 - Front view and connections

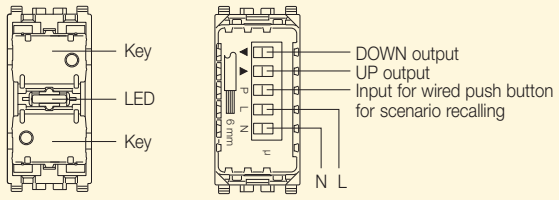

Connections

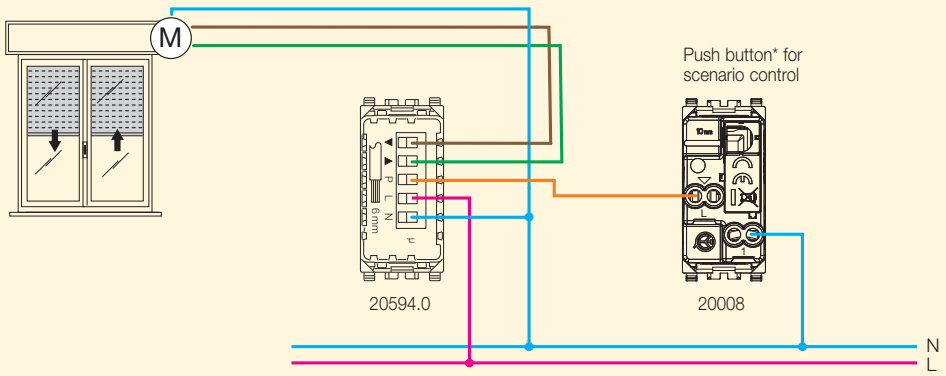

* Do not use the signalling unit 00931.
The push button can only be used in the case of operation in Bluetooth® wireless technology.

Connected control device for roller shutter

View Wireless connected electronic control device for 1 roller shutter with slat orientation and change-over relay output for cosφ 0,6 motor 2 A 100-240 V~ 50/60 Hz, local or remote control, double technology with Bluetooth® wireless technology 5.0 standard for the realization of View Wireless mesh system and Zigbee 3.0 standard, 1 input for external push button to recall a scenario, favourite position recall function, RGB LED visible in darkness with brightness control, 100-240 V 50/60 Hz power supply, to be completed with two interchangeable 1-module Eikon, Arké or Plana half-button

EIKON

▲ 20594.0

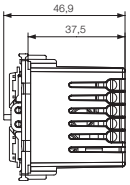

ARKÉ

▲ 19594.0

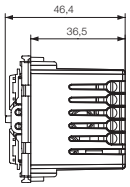

PLANA

▲ 14594.0

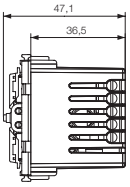

Bluetooth® zigbee

2-module interchangeable half-button

2 1-module interchangeable half-button, arrows symbol

EIKON

▲ 20755.2
grey

▲ 20755.2.B
white

▲ 20755.2.N
Next

ARKÉ

▲ 19755.2
grey

▲ 19755.2.B
white

▲ 19755.2.M
Metal

PLANA

▲ 14755.2
white

▲ 14755.2.SL
Silver

Connected control device for socket outlet

The device is equipped with a relay output with a current meter and a front push button with which to reset the load and perform configuration/reset.
Its function is to protect against overcurrent by cutting off the load when the threshold value set via the View Wireless app is exceeded; the load cut-off is signalled via the red flashing of the LED situated on the front of the device. Load reactivation, aside from the front push button, can also be done via the View app. The View app also makes it possible to view the instant power consumed.
The device has the possibility of being controlled with two different radio standards (exclusive to one another): Bluetooth® mesh (default) or Zigbee (which can be set via the View Wireless app). The Bluetooth® mesh network implies the presence of gateway 20597-19597-14597 while for the dialogue via Zigbee a Zigbee gateway is required (such as Amazon Echo Plus, Echo Show or Echo Studio).

Technical specifications

- rated supply voltage: 100-240 V~, 50/60 Hz;
- dissipated power: 0,85 W;
- RF transmission power: < 100 mW (20 dBm);
- frequency range: 2400-2483,5 MHz;
- terminals:
  - 2 terminals (L and N) for line and neutral;
  - 1 terminal (1) for the relay output in voltage;
- 1 front push button for load control and for configuration/reset;
- RGB LED indicating the output status (which can be set from the View Wireless app) and the configuration status (flashing blue);
- operating temperature: -10 ÷ +40 °C (indoor);
- protection degree: IP20;
- configuration from View Wireless app for Bluetooth® wireless technology system and Amazon app for Zigbee technology;
- controllable from View app.

Controllable loads

Loads	100 V~	240 V~
Resistive loads	16 A	16 A
Incandescent lamps	8 A	8 A
LED lamps	30 W	100 W
Fluorescent lamps	0,5 A	0,5 A
Electronic transformers	4 A	4 A
Heating	16 (3,5) A	16 (3,5) A

Operation in Bluetooth® wireless technology mode

The device operates by default in Bluetooth® wireless technology and this standard makes it possible to associate the radio control 03925 which can be configured to control the actuator on-board or to recall a scenario.
Through the use of gateway 20597-19597-14597 the functions can be managed locally or remotely via the View app, and the control is also available via the smart speakers Alexa, Google Assistant and Siri. The device is also compatible with Apple Homekit[1].

Operation in Zigbee technology mode

For operation in Zigbee technology mode, the device should be associated with the Amazon smart speaker which supports this standard, for instance Amazon Echo Plus, Echo Show or Echo Studio, and the following parameters can be set:
- relay operation: two-position stable or one-position stable (default: two-position stable).
- one-position stable activation time.

Conformity to Standard

RED directive; RoHS directive; EN 60669-2-1, EN 301 489-17, EN 300 328, EN 62479, EN 50581 standards.
Vimar SpA declares that the radio equipment complies with Directive 2014/53/EU. The full text of the EU declaration of conformity is on the product sheet available on the following website: www.vimar.com.
REACH (EU) Regulation no. 1907/2006 – Art. 33. The product may contain traces of lead.

[1] Apple Homekit is a trademark of apple Inc. App Store is a service mark of Apple Inc. To control this Apple Homekit-enabled accessory, iOS 9.0 or later is recommended. Controlling this Apple Homekit-enabled accessory automatically and away from home requires an apple TV with tvOS 10.0 or later or an iPad with iOS 10.0 or later or a HomePod/Siri set up as a home hub.

20593 - Front view and connections

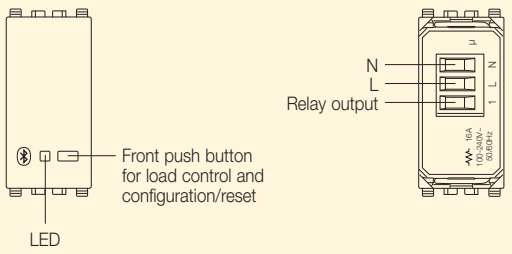

Example of connection to the load

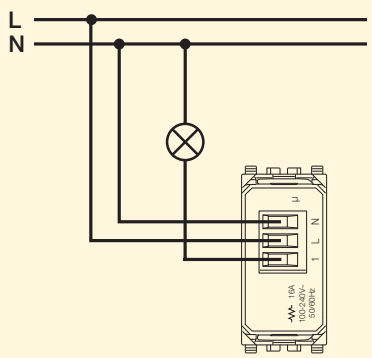

Example of connection to the socket outlet

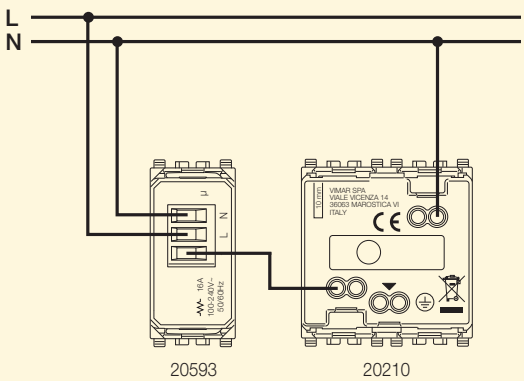

Connected control device for socket outlet

View Wireless connected electronic control device with NO 16 A 100-240 V~ 50/60 Hz relay output, local control with push button or remote control, double technology with Bluetooth® wireless technology 5.0 standard for the realization of View Wireless mesh system and Zigbee 3.0 standard, function for measuring the instant power and load cut-off threshold, RGB LED visible in darkness with brightness control, 100-240 V 50/60 Hz power supply

EIKON

▲ **20593**
grey

▲ **20593.B**
white

▲ **20593.N**
Next

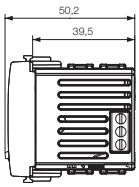

ARKÉ

▲ **19593**
grey

▲ **19593.B**
white

▲ **19593.M**
Metal

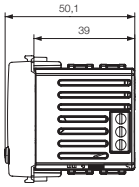

PLANA

▲ **14593**
white

▲ **14593.SL**
Silver

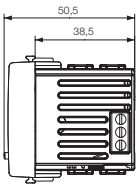

Bluetooth® zigbee

Back fitted connected actuator

The connected actuator enables to control a load through a push button connected to L terminal and P2 input. The device has the possibility of being controlled with two different radio standards (exclusive to one another): Bluetooth® mesh (default) or Zigbee (which can be set via the View Wireless app). The Bluetooth® mesh network implies the presence of gateway 20597-19597-14597 while for the dialogue via Zigbee a Zigbee gateway is required (such as Alexa Echo Plus or Echo Show). The device is equipped with:
- 1 relay output;
- 2 inputs (P1 for scenario recalling and P2 for the control of the connected load).

It performs the automatic opening of the relay for thermal protection. Switching on zero crossing.

Technical specifications

- rated supply voltage: 100-240 V~, 50/60 Hz;
- dissipated power: 0,55 W;
- RF transmission power: < 100 mW (20 dBm);
- frequency range: 2400-2483,5 MHz;
- terminals:
  - 2 terminals (L and N) for line and neutral;
  - 2 terminals (P1and P2) for connecting remote push buttons; (for instance art. 20008-19008-14008);
  - 1 terminal (1) for relay output;
- the push button connected to P2 input is used both for the control of the load and as configuration button;
- RGB LED indicating the load status and the configuration status (flashing blue);
- operating temperature: -10 ÷ +40 °C (indoor);
- protection degree: IP20;
- configuration from View Wireless app for Bluetooth® wireless technology system and Amazon app for Zigbee technology;
- controllable from View app.

Controllable loads

Loads	100 V~	240 V~
Incandescent lamps	250 W	500 W
LED lamps	50 W	100 W
Fluorescent lamps	60 W	120 W
Electronic transformers	125 VA	250 VA

Operation in Zigbee technology mode

For operation in Zigbee technology mode, the device should be associated with the Amazon smart speaker which supports this standard, for instance Alexa Echo Plus or Echo Show (Works with Alexa) and the following parameters can be set:
- relay operation: two-position stable or one-position stable (default: two-position stable);
- one-position stable activation time.

Operation in Bluetooth® wireless technology mode (art. 03981 - 03982)

The device operates by default in Bluetooth® wireless technology and this standard makes it possible to:
- recalling a scenario through a conventional push button connected to P1 input of the device (only for art. 03981);
- controlling the device belonging to QUID system (only for art. 03982).
- associate the radio control 03925 which can be configured to control the actuator on-board or to recall a scenario.

Through the use of gateway 20597-19597-14597 the functions can be managed locally or remotely via the View app, and the control is also available via the smart speakers Alexa, Google Assistant and Siri. The device is also compatible with Apple Homekit[1].

Back fitted connected actuator for roller shutters

The connected actuator enables to control roller shutter/slats through push buttons connected to P▲ and P▼ inputs and by a wireless connection. The device has the possibility of being controlled with two different radio standards (exclusive to one another): Bluetooth® mesh (default) or Zigbee (which can be set via the View Wireless app). The Bluetooth® mesh network implies the presence of gateway 20597-19597-14597 while for the dialogue via Zigbee a Zigbee gateway is required (such as Alexa Echo Plus or Echo Show). t is equipped with an output with 2 one-position stable relays with interlocked operation, in other words with mutually exclusive activation of the relays with a minimum interlocking time. In the event of a mains power supply failure, the relays both remain open.

The push buttons connected to inputs of device only control the on-board roller shutter actuator:
- short press: if the roller shutter is not moving, the slat rotates; if the roller shutter is moving, it stops;
- long press: the upper key raises the roller shutter while the lower key lowers it;
- double pressing of either of the two keys: recalling of favourite position (this is saved via the View Wireless app).

Technical specifications

- rated supply voltage: 100-240 V~, 50/60 Hz;
- dissipated power: 0,55 W;
- RF transmission power: < 100 mW (20 dBm);
- frequency range: 2400-2483,5 MHz;
- terminals:
  - 2 terminals (L and N) for line and neutral;
  - 2 terminals (P▲ and P▼) for connection to a double switch (e.g. art. 20062-19062-14062);
  - 2 terminals (▲ and ▼) for the roller shutter output;
- RGB LED indicating the movement of the roller shutter (which can be set from the View Wireless app) and the configuration status (flashing blue);
- operating temperature: -10 ÷ +40 °C (indoor);
- protection degree: IP20;
- configuration from View Wireless app for Bluetooth® wireless technology system and Amazon app for Zigbee technology;
- controllable from View app.

Controllable loads

Loads	100 V~	240 V~
Roller shutter motor	2 A cos ø 0,6	2 A cos ø 0,6

Operation in Zigbee technology mode

For operation in Zigbee technology mode the device should be associated with systems which manage this standard and the following parameters can be set:
- selection between roller shutter or roller shutter+slat (default roller shutter+slat);
- roller shutter activation time (default: 180 s);
- total slat rotation time (default 2s).

Conformity to Standard (art. 03981 - 03982)

RED directive; RoHS directive; EN 60669-2-1, EN 301 489-17, EN 300 328, EN 62479, EN 50581 standards.

Vimar SpA declares that the radio equipment complies with Directive 2014/53/EU. The full text of the EU declaration of conformity is on the product sheet available on the following website: www.vimar.com. REACH (EU) regulation no. 1907/2006 – Art. 33. The product may contain traces of lead.

[1] Apple Homekit is a trademark of apple Inc. App Store is a service mark of Apple Inc. To control this Apple Homekit-enabled accessory, iOS 9.0 or later is recommended. Controlling this Apple Homekit-enabled accessory automatically and away from home requires an apple TV with tvOS 10.0 or later or an iPad with iOS 10.0 or later or a HomePod/Siri set up as a home hub.

Back fitted connected actuator

View Wireless connected actuator with NO 100-240 V 50/60 Hz relay output for 500 W incandescent lamps, 100 W LED lamps, 250 VA electronic transformers, 120 W fluorescent lamps, remote control, 1 input for wired control to recall a scenario, double technology with Bluetooth® wireless technology 5.0 standard for the realization of View Wireless mesh system and Zigbee 3.0 standard, 100-240 V 50/60 Hz power supply, for flush mounting at the back of the device

■ 03981

03981 - Connections

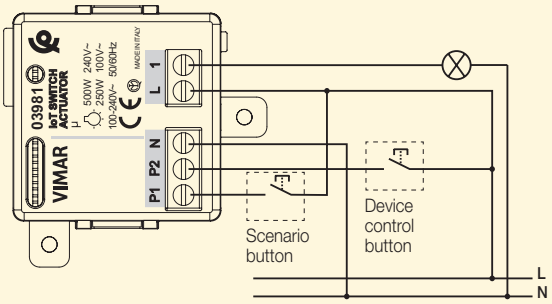

Back fitted connected actuator for roller shutters

View Wireless connected actuator for 1 roller shutter with slat orientation and change-over relay output for cosφ 0,6 2 A 100-240 V~ 50/60 Hz motor, remote control, double technology with Bluetooth® wireless technology 5.0 standard for the realization of View Wireless mesh system and Zigbee 3.0 standard, 100-240 V 50/60 Hz power supply, flush mounting at the back of the device

■ 03982

03982 - Connections

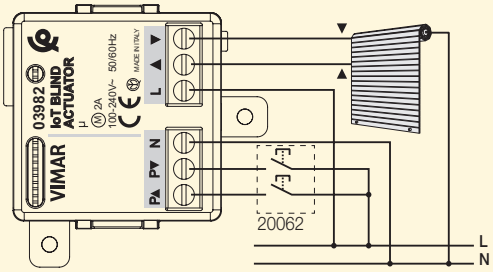

Connected energy meter

The device enables to measure the consumption/production of instant electric energy. It has to be connected to a monophase line (or a single line of a three-phase installation) through the current probe 01457, it enables to measure the line power and communicate the produced/consumed energy hourly, daily, monthly or in the year.

Technical specifications

- rated supply voltage: 100-240 V~, 50/60 Hz;
- dissipated power: 0,55 W;
- RF transmission power: < 100 mW (20 dBm);
- frequency range: 2400-2483,5 MHz;
- terminals:
  - 2 terminals (L and N) for line and neutral;
  - inputs for current sensor 01457;
- front push button for configuration/reset;
- amber LED to indicate the configuration status;
- operating temperature: -10 ÷ +40 °C (indoor);
- protection degree: IP20;
- size: 1 17,5 mm module
- configuration from View Wireless app for Bluetooth® wireless technology system and Amazon app for Zigbee technology;
- controllable from View app.

02963 - Example of installation

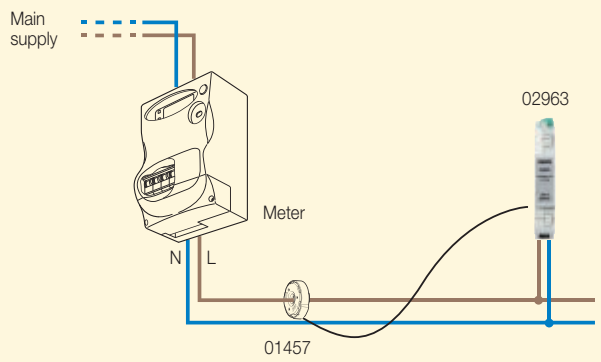

Connected energy meter

View Wireless connected energy meter for measuring of consumption/production of instant and historical electric energy (hourly, daily, monthly and in the year mode), 1 input for supplied toroidal current sensor, detectable power 25 W-100 kW, single-phase power supply 100-240 V 50/60 Hz, double technology with Bluetooth 5.0 wireless technology standard for the realization of View Wireless mesh system and Zigbee 3.0 standard, for DIN (60715 TH35) rail installation, occupies 1 17,5 mm module

■ 02963

B.C20012 EN 2001
8 007552 636491

VIMAR

Viale Vicenza, 14
36063 Marostica VI - Italy
Tel. +39 0424 488 600
Fax +39 0424 488 709

www.vimar.com