



Switchboards: Flush consumer unit 12M smokegrey

V53112

System infrastructure / Enclosures and control units / Switchboards / Flush mounting

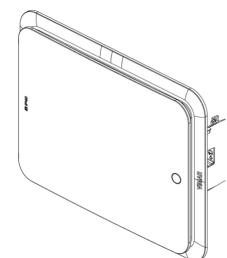
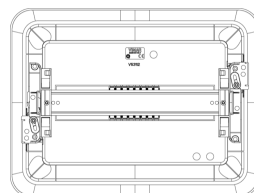
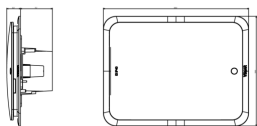
Flush consumer unit 12M smokegrey

12-module flush mounting consumer unit, IP40, with DIN (60715 TH35) rail and smoked glass door

3 - Active

1 NR

- [Multilanguage instructions sheet \(2445 kb\)](#)
- [Flush mounting consumer units](#)



3D

- **Class group:** Distribution boards
- **Class:** Small distribution board
- **Mounting method:** Flush-mounted
- **Number of rows:** 1
- **Width in number of modular spacings:** 12
- **Type of covering:** Door
- **Cover model:** Closed
- **Transparent cover/door:** Yes
- **With lock:** Yes
- **Housing material:** Plastic
- **Built-in depth:** 75,70 mm

- **Inner depth:** 107,20 mm
- **DIN-rail:** Yes
- **With mounting plate:** No
- **Extension possible:** No
- **EMC-version:** No
- **Colour:** Grey
- **RAL-number:** 0
- **Degree of protection (IP):** IP40
- **Height:** 259,90 mm
- **Width:** 344,90 mm
- **Depth:** 108,20 mm

- 01. IMQ - Italy ([download](#))
- 01. IMQ - Italy ([download](#))

- 96. Electrotechnical expert ([download](#))



8007352510128
1 NR
37.5x28.5x14 [cm]
1,137.4 [g]

Vimar